

<b>Do-It-Yourself Products</b> .....	<b>1-21</b>
<b>SAFETY EASE</b> ™ Safety Sign Software and Accessories .....	1-3
<b>SAFETY EASE</b> ™ Marker and Tag Software and Accessories.....	4-7
<b>PAN-MARK</b> ™ Labeling Software.....	8-9
Printer Selection Matrix.....	10
<b>DURA-MARK</b> ™ PTR2 Thermal Transfer Printer .....	11-12
LS5/LS5E Portable Labeling Systems .....	13-14
<b>Pan-Quik</b> ™ LS3E Hand-Held Printer.....	15-17
LS4M Multiple Line Labeling Systems .....	18
Do-It-Yourself Sign and Tag Products .....	19-21
<b>Lockout / Tagout Products</b> .....	<b>23-46</b>
Training Products .....	23-25
Lockout Devices.....	25-31
Lockout Kits and Stations .....	32-33
Padlocks, Hasps and Accessories .....	34-39
Tags, Labels and Signs .....	39-46
<b>Electrical Identification Products</b> .....	<b>47-61</b>
Voltage Markers .....	47-50
Electrical Warning Labels and Pictograms .....	51-52
Safety Signs.....	53-57
Safety Tags .....	58-61
<b>Pipe Marking Products</b> .....	<b>63-82</b>
Pipe Marker Installation Guide.....	63-65
Pipe Markers.....	65-74
Cable Ties, Arrow and Banding Tape.....	75-77
Pipe Marker Installation Instructions .....	78
Marker Plates, Valve Tags and Accessories, Marking Systems.....	79-82
<b>Facility Identification Products</b> .....	<b>83-92</b>
Signs.....	83-84
Tags .....	85-86
Letters and Numbers .....	87-88
Hazard Tape and Floor Dots.....	89
International Pictograms (ISO Symbols).....	90-92
<b>Quality Assurance / Inspection / Production Control Products</b> .....	<b>93-103</b>
Quality Assurance Labels and Tags.....	93-98
Inspection Labels and Tags .....	99-101
Production Control Labels and Tags .....	102-103
<b>Utility / Construction Products</b> .....	<b>105-108</b>
Underground Burial Tape and Barricade Tape.....	105
Reflective Letters and Numbers and Transformer Markers.....	106-107
Tags and Cable Ties .....	107-108
<b>Reference Pages</b> .....	<b>iii-xii</b>
Material Specifications .....	iii
Alpha-Numeric Part Number Index .....	iv-xii

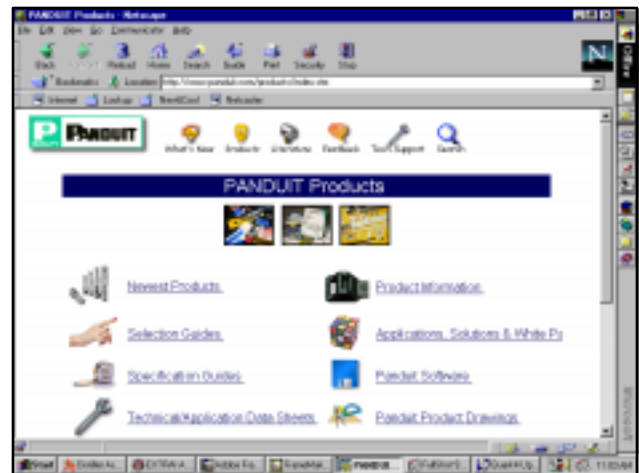
## Support Resources

*In addition to our complete product offering, Panduit also has a variety of support resources available:*

### Web Site

Visit us at [www.panduit.com](http://www.panduit.com) for the latest information on

- New Product Announcements
- Selection Guides
- Product Information
- Application Solutions
- Software Demo Downloads
- Product Drawings
- On-line Catalogs
- Installation Instructions
- Promotions and more!



### On-Site Support

Our dedicated salesforce is ready to assist you on-site to provide

- Informational seminars on Lockout/Tagout Regulations and compliance
- Lockout/Tagout Device Consolidation Consultations
- Printer and Software Demonstrations
- Facility Identification Assessment

To reach your local salesperson, refer to the Sales Office listing on the back cover.

### Toll-Free Product Selection Assistance

Our large, knowledgeable Customer Service staff is available 12½ hours a day to answer questions, provide distributor referrals, and check stock at 888-506-5400.

We also have many in-house experts available to provide suggestions and guide you to the best solution for your particular application. Just call our Product Management Department at 888-506-5400, ext. 7337 (outside the U.S., refer to our international listings on the back inside cover).



## Software and Accessories

Three software packages designed for on-demand safety and facility printing:

- **SAFETY EASE™** Safety Sign is designed for printing signs and tags
- **SAFETY EASE™** Marker and Tag is designed for printing electrical and pipe markers and tags
- **PAN-MARK™** Labeling Software for applications that require custom formatting

Choose the system for your labeling application:

Software	Formatting Options	Type of Printer Used	Type of Products Produced			See Page
			Signs	Tags	Markers	
<b>SAFETY EASE</b> Safety Sign	Pre-formatted	Laser or Ink Jet	Indoor	Indoor	—	1
<b>SAFETY EASE</b> Marker and Tag	Pre-formatted	Laser or Ink Jet	—	Indoor	Indoor	4
		PTR2 Thermal Transfer Printer	Indoor / Outdoor	—	Indoor / Outdoor	
<b>PAN-MARK</b> Labeling Software	Bar Coding, Text and Graphic Import, Custom Layout	Laser, Ink Jet, Thermal Transfer	—	—	Indoor / Outdoor	8

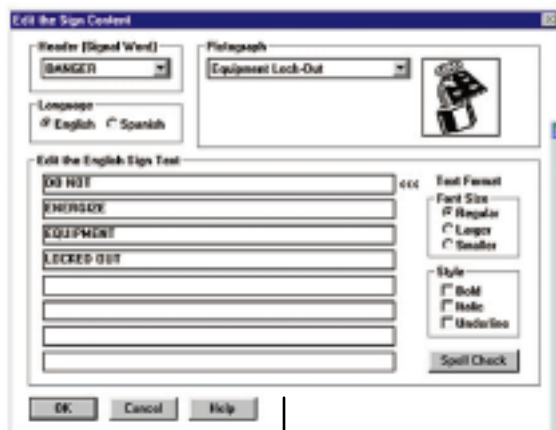
## SAFETY EASE Safety Sign Software and Accessories



Create lockout, operational and electrical signs and tags in minutes!

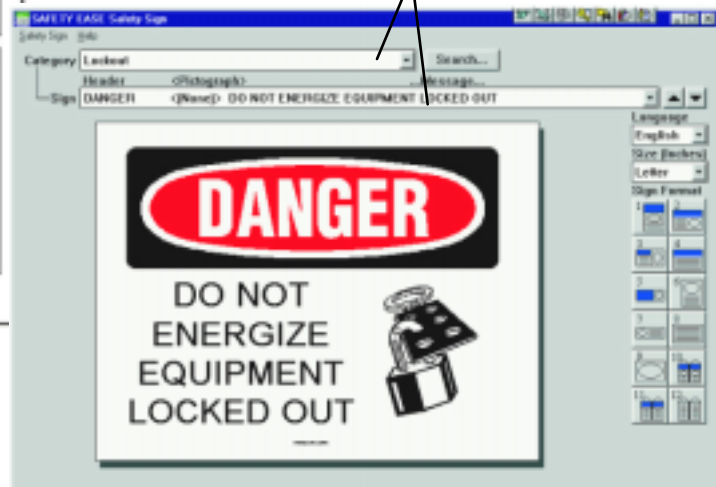
- Create cost-effective English and Spanish signs and tags on your ink jet or laser printer
- Select from over 2,000 pre-defined safety and general facility legends or create your own custom legend
- Pictographs and spell check included
- System Requirements: WINDOWS^ 3.1 or higher, 386 processor or higher, 4 Mb RAM for WINDOWS 3.1 and 3.11, 8 Mb RAM for WINDOWS 95, 3 Mb hard drive space (CD-ROM), 5 Mb RAM hard drive space (diskette)

Part Number	Description	Format	Std. Pkg.*
<b>SEZ-SN</b>	<b>SAFETY EASE</b> Safety Sign Software	(2) 3.5" Diskettes	1
<b>SEZ-SN-CD</b>		(1) Compact Disk	1



Pop Up Edit Screen allows the user to quickly edit text, change headers and add pictographs

Convenient Category and Message Pull Down Menus allow user to choose from over 2,000 legends



\*WINDOWS is a registered trademark of Microsoft Corp.

## Adhesive Laser Printable Signs

- Indoor pressure sensitive signs with square corners on stay flat liner



Part Number	Header	Color (Legend/Background)	Size In. (mm)	Material	Signs/ Pkg.	Std. Pkg.*
<b>SEZ-1DLL</b>	DANGER	Red and Black/White	8.5 x 11.0 (216 x 279)	GMPO Polyolefin	25	1 Pkg.
<b>SEZ-1CLL</b>	CAUTION	Black/Yellow				
<b>SEZ-1NLL</b>	NOTICE	Blue/White				
<b>SEZ-1WLL</b>	WARNING	Black/Orange				
<b>SEZ-1YLL</b>	No Header	Yellow				
<b>PLL-25-PO-SH</b>	No Header	White				

## Self-Laminating Adhesive Sign Carriers

- Convert paper to adhesive indoor signs
- For clean and dry surfaces

Part Number	Carrier Size In. (mm)	Maximum Label Size In. (mm)	Material	Carriers/ Pkg.	Std. Pkg.*
<b>SEZ-SNC4</b>	7.0 x 6.0 (178 x 152)	6.0 x 5.0 (152 x 127)	GMV4 Self-Laminating Plastic	5	1 Pkg.
<b>SEZ-SNC2</b>	10.5 x 7.0 (267 x 178)	9.5 x 6.0 (241 x 152)			
<b>SEZ-SNC3</b>	12.0 x 6.0 (305 x 152)	11.0 x 5.0 (279 x 127)			
<b>SEZ-SNC1</b>	12.0 x 9.5 (305 x 241)	11.0 x 8.5 (279 x 216)			



Print paper marker using a laser or ink jet printer and cut out with scissors.



Place marker between the two pieces of self-adhesive laminate liner.



Remove top adhesive liner by peeling and press firmly onto top of marker.



Remove liner on back of carrier and adhere to clean, dry surface.

## Self-Laminating Rigid Sign Carriers

- Convert paper to rigid indoor signs
- Cut out paper sign and insert into the self-laminating carrier

Part Number	Carrier Size In. (mm)	Maximum Label Size In. (mm)	Material	Carriers/ Pkg.	Std. Pkg.*
<b>SEZ-RSC1</b>	7.0 x 6.0 (178 x 152)	6.0 x 5.0 (152 x 127)	GMV4 Self-Laminating Plastic	5	1 Pkg.
<b>SEZ-RSC2</b>	10.5 x 7.0 (267 x 178)	9.5 x 6.0 (241 x 152)			
<b>SEZ-RSC4</b>	12.0 x 6.0 (305 x 152)	11.0 x 5.0 (279 x 127)			
<b>SEZ-RSC3</b>	12.0 x 9.5 (305 x 241)	11.0 x 8.5 (279 x 216)			

## Indoor Rigid Vinyl Safety Tag Carriers for Laser or Ink Jet Printers

- Create your own rigid indoor tags with protected legends in minutes!
- Using the PST Tag carrier allows tags to be resistant to mild chemicals and acids
- Sturdy brass grommet provides extra durability
- Panduit PLT2S (7.4") nylon ties included for quick and easy installation
- Meet OSHA Standard 1910.147 for lockout tag 50 lb. pull force requirement

Part Number	Size In. (mm)	Lamination	Carriers and Ties/Pkg.	Material	Std. Pkg.*
PST-4	3.50 x 5.75 (89 x 146)	Front Only	25	GMV4 Self-Laminating Plastic	1 Pkg.
PST-6			100		
PST-5		Front and Back	25		
PST-7			100		



Print paper tag using a laser or ink jet printer. Use scissors to cut out tag.



Place tag between self-adhesive laminate liner and rigid vinyl backing. Fasten tag with Panduit Cable Tie.

## Economical Card Stock Tags for Ink Jet Printers

- Economical solution for temporary, indoor tags

Part Number	Tag Size In. (mm)	Color	Material	Tags/Sheet	Sheets/Pkg.	Std. Pkg.*
SEZ-TAGWH	3.00 x 5.00 (76 x 146)	White	PCT Card Stock	4	25	1 Pkg.
SEZ-TAGOR		Orange				
SEZ-TAGY		Yellow				
SEZ-TAGRD		Red				
SEZ-TAGGR		Green				
SEZ-TAGBL		Blue				



Print sheet of tag stock using an ink jet printer. Tear tags apart on perforation.

**SAFETY EASE Marker and Tag Software and Accessories**



**Create Electrical Markers, Pipe Markers and Tags — Just In Time!**

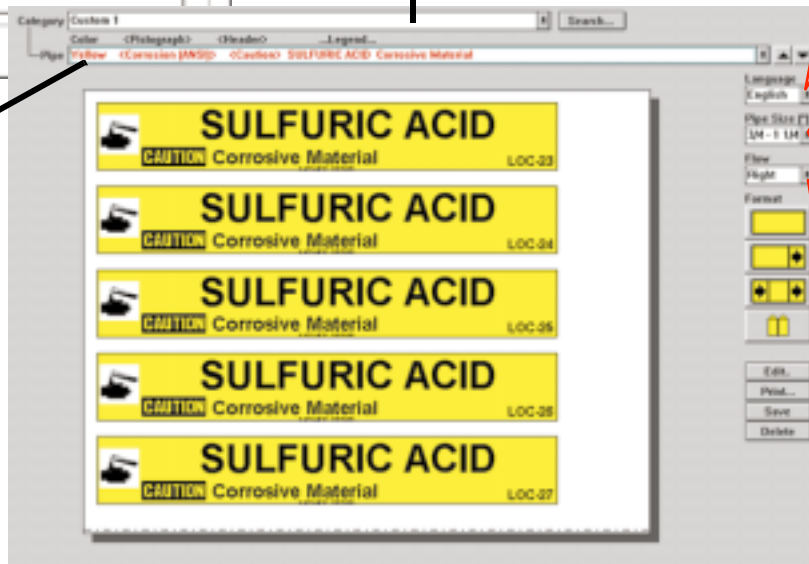
- Produce English, Spanish and Bilingual electrical markers, tags and pipe markers with your own computer
- Select from over 500 defined ANSI, IIAR (Ammonia Refrigeration) and Medical Gas pipe marker legends or create your own custom legends in minutes!
- Pictographs, serialization and the ability to add additional information greatly enhance workplace safety, communication and training
- System Requirements: WINDOWS<sup>®</sup> 3.1 or higher, 386 processor or higher, 4 Mb RAM for WINDOWS 3.1 and 3.11, 8 Mb RAM for WINDOWS 95, 3 Mb hard drive space (CD-ROM), 5 Mb RAM hard drive space (diskette)



Convenient Category Pull Down Menu allows user to choose from over 10 categories such as chemical, electrical, IIAR, etc. or create up to 5 custom categories.

**English**  
**Spanish**  
**Bilingual**

Pipe Pull Down Menu allows user to identify key components such as color, pictograph and header (if applicable) and legend.



< 3/4  
3/4 - 1 1/4  
1 1/2 - 2  
2 1/2 - 6  
8 - 10

**Left**  
**Right**  
**Both**

**Choose the system for your labeling application:**

Printer Used	Type of Markers Produced			
	Pipe Markers	Electrical Markers	Tags	Signs
<b>DURA-MARK™ PTR2 Printer</b>	Indoor and Outdoor	Indoor and Outdoor	—	Indoor and Outdoor
<b>Ink-Jet or Laser</b>	Indoor	Indoor	Indoor	—

<sup>®</sup>WINDOWS is a registered trademark of Microsoft Corp.

**SAFETY EASE / DURA-MARK PTR2 System:**



Site licensing available.

Use the Panduit **DURA-MARK** PTR2 Thermal Transfer Printer to produce vivid indoor/outdoor adhesive vinyl markers and signs

- Clear over-laminate available to provide extra chemical and weather resistance
- Accessories available to convert adhesive markers to non-adhesive wrap-around markers, strap-on markers and signs
- Order supplies individually or in kits as listed below

Part Number	Description	Std. Pkg.*
<b>PTR2</b>	<b>DURA-MARK</b> Thermal Transfer Printer	1
<b>SEZ-PM</b>	<b>SAFETY EASE</b> Software	1

\* Order number required in multiples of Std. Pkg.

**PTR2 Supplies Sold Individually**

Part Number	Description	Roll Width In. (mm)	Roll Length Ft. (m)	Color	Std. Pkg.*
<b>TTP2-CLR</b>	TTP Polyester Thermal Transfer Roll	2.00 (51)	100 (30)	Clear	1
<b>TTV2-WHT</b>	TTV Vinyl Thermal Transfer Roll	2.00 (51)	100 (30)	White	1
<b>TTV2-YEL</b>				Yellow	
<b>TTV2-RED</b>				Red	
<b>TTV2-GRN</b>				Green	
<b>TTV2-BLU</b>				Blue	
<b>TTV2-ORG</b>				Orange	
<b>TTPA2-WHT</b>				TTPA Paper Thermal Transfer Roll	
<b>TTR2-BL</b>	Thermal Transfer Ribbon	2.50 (64)	280 (85)	Black	1
<b>TTR2-WH</b>			262 (80)	White	1
<b>TTP2-LAM</b>	TTP Polyester Overlaminate Roll	2.25 (57)	100 (30)	Clear	1
<b>TTP4-CLR</b>	TTP Polyester Thermal Transfer Roll	4.00 (102)	100 (30)	Clear	1
<b>TTV4-WHT</b>	TTV Vinyl Thermal Transfer Roll	4.00 (102)	100 (30)	White	1
<b>TTV4-YEL</b>				Yellow	
<b>TTV4-RED</b>				Red	
<b>TTV4-GRN</b>				Green	
<b>TTV4-BLU</b>				Blue	
<b>TTV4-ORG</b>				Orange	
<b>TTPA4-WHT</b>	TTPA Paper Thermal Transfer Roll	4.00 (102)	125 (38)	White	1
<b>TTR-BL</b>	Thermal Transfer Ribbon	4.33 (110)	280 (85)	Black	1
<b>TTR-WH</b>			262 (80)	White	1
<b>TTP4-LAM</b>	TTP Polyester Overlaminate Roll	4.25 (108)	100 (30)	Clear	1

Rolls are on 1.00" (25 mm) cores

\*Order number of rolls required in multiples of Std. Pkg.

**SAFETY EASE Electrical Marker and Tag Kit**



- To create tags and 2" (51 mm) high yellow and orange markers

Part Number	Contents	Std. Pkg.*
<b>SEZ-ELECKIT</b>	(1) PTR2 <b>DURA-MARK</b> Printer	1 Kit
	(1) SEZ-PM <b>SAFETY EASE</b> Software	
	(1) TTV2-YEL 2" x 100' (51 mm x 30 m) Yellow Thermal Transfer Roll	
	(1) TTV2-ORG 2" x 100' (51 mm x 30 m) Orange Thermal Transfer Roll	
	(1) TTR2-BL 2.50" x 280' (64 mm x 85 m) Black PTR2 Ribbon	
	(25 tags & ties) PST-4 3.50" x 5.75" (89 x 146 mm) Self-laminating Tag with 0.38" (10 mm) Brass Grommet; Nylon ties included for each tag†	

\* Order number of kits required

† For use with laser or ink-jet printers

## SAFETY EASE™ Pipe Marker and Tag Kit



- To create tags and 2" (51 mm) high yellow and green markers

Part Number	Contents	Std. Pkg.*
SEZ-PIPEKIT1	(1) PTR2 <b>DURA-MARK</b> Printer	1 Kit
	(1) SEZ-PM <b>SAFETY EASE</b> Software	
	(1) TTV2-YEL 2" x 100' (51 mm x 30 m) Yellow Thermal Transfer Roll	
	(1) TTV2-GRN 2" x 100' (51 mm x 30 m) Green Thermal Transfer Roll	
	(1) TTR2-WH 2.50" x 280' (64 mm x 85 m) White PTR2 Ribbon	
	(1) TTR2-BL 2.50" x 280' (64 mm x 85 m) Black PTR2 Ribbon	
	(25 tags & ties) PST-4 3.50" x 5.75" (89 x 146 mm) Self-laminating Tag with 0.38" (10 mm) Brass Grommet; Nylon ties included for each tag†	

\* Order number of kits required

† For use with laser or ink-jet printers

## Create your own Wrap-Around and Strap-On Markers!

GMPET Rigid polyester carriers for marking surfaces where adhesive markers will not adhere. Select from wrap-around carriers for pipe outside diameters up to 2.0" (51 mm) or strap-on carriers for pipes with outside diameters over 2.5" (64 mm).

### Wrap-Around and Strap-On Pipe Marker Carriers

Part Number	Style	Maximum Marker Length In. (mm)	Pipe Outside Diameter In. (mm)	Std. Pkg.*
SEZ-WRAP1	Flat Wrap-Around	13.0 (330)	0.75 - 1.25 (19 - 32)	1 Pkg. (5 pcs)
SEZ-WRAP2		17.0 (432)	1.25 - 2.00 (32 - 51)	
SEZ-STRAP6	Strap-On (5 ties required for installation)	24.0 (610)	2.50 - 6.00 (64 - 152)	
SEZ-STRAP8		38.0 (965)	8.00 and Over (203)	

\* Order number of Std. Pkg's required.

NOTE: Panduit standard pressure-sensitive pipe markers can be used with the above carriers. Carrier outdoor life expectancy= Approximately 2 years for carrier only.

### Pipe Marker Ties for Strap-On Carriers

Part Number	Maximum Pipe O.D. In. (mm)	Application	Std. Pkg.*
PLT7LH-L0	7.0 (178)	Indoor/Outdoor	50 ties
SLT10LH-L0	10.0 (254)		
SLT14H-L	14.0 (356)	Indoor	
SLT18H-L	18.0 (457)		

\* Order number of ties required in multiples of Std. Pkg.

### Wrap-Around:



Take adhesive backed marker and adhere marker to the top of the carrier.



Wrap carrier around the pipe and adhere the adhesive strip onto the edge of the carrier. Carrier is now secure.



Carrier stays secure around pipe and marker identifies content and directional flow.

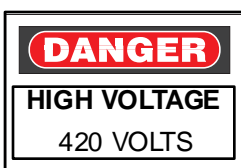
NOTE: Pre-coiled clear snap-on carriers are shown on [page 65](#)

### Strap-On:



Apply adhesive backed marker to top of carrier. Secure carrier to pipe with pipe marker ties.

## Create your own Safety Signs!



- Create your own legend using the Panduit **DURA-MARK**™ PTR2 Printer in conjunction with your computer and clear polyester supply tapes shown on [page 5](#)
- Print legend on clear TTP Polyester tape and adhere marker to any of the pressure sensitive or rigid safety signs shown on [page 19](#)



## SAFETY EASE / Laser or Ink-Jet Printer System:



Use your own computer and laser or ink-jet printer and Panduit **SAFETY EASE** software to create and print indoor electrical markers, tags and pipe markers.

- Print paper markers and tags on your printer
- Choose from the following accessories to convert paper to adhesive or non-adhesive markers and tags

## Create your own Adhesive Electrical and Pipe Markers!

### Indoor Polyester Adhesive Pipe Marker Carriers

- For clean and dry surfaces
- Insert the paper marker into the self-laminating adhesive carrier

Part Number	Maximum Marker Size In. (mm)	Pipe Outside Diameter In. (mm)	Carriers/ Pkg	Std. Pkg.*
<b>SEZ-PMC.75</b>	9.0 x 1.5 (229 x 38)	Less than 0.75 (19)	5	1 Pkg.
<b>SEZ-PMC1</b>	12.0 x 2.0 (305 x 51)	0.75 - 1.25 (19 - 32)		
<b>SEZ-PMC2</b>	16.0 x 3.0 (406 x 76)	1.50 - 2.00 (38 - 51)		
<b>SEZ-PMC6</b>	23.0 x 4.0 (584 x 102)	2.50 - 6.00 (64 - 152)		
<b>SEZ-PMC8</b>	32.0 x 9.0 (813 x 229)	8.00 (203) and above		

\* Order number of Std. Pkg's required

NOTE: Panduit **DURA-MARK™** PTR2 printed pressure-sensitive pipe markers can be used with the above carriers for added protection.



Print paper marker using a laser or ink-jet printer and cut out with scissors. Place marker between the two pieces of self-adhesive laminate liners.



Remove top adhesive liner by peeling and press firmly onto top of marker.



Marker is now ready to be applied to the pipe. Remove liner on back of the carrier and adhere to pipe.



Carrier stays secure around pipe and identifies content and directional flow.

## Create your own Wrap-Around and Strap-On Markers!

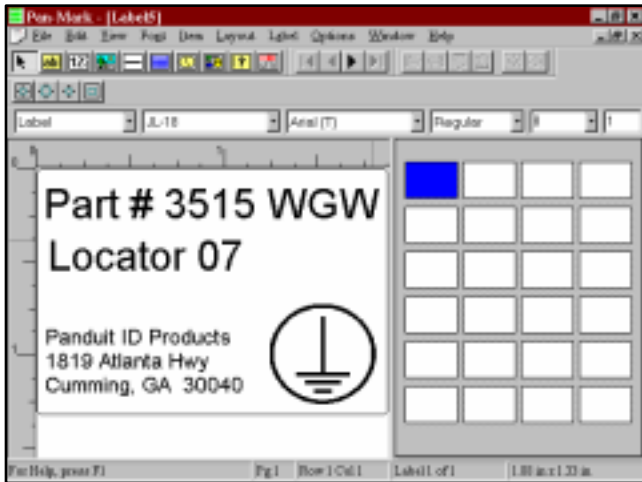
Create your own Wrap-Around and Strap-On markers designed for marking surfaces where adhesive markers will not adhere. After printing paper marker on laser or ink-jet printer and placing in Adhesive Marker Carrier, apply carrier to appropriate Wrap-Around or Strap-On Carrier. Then apply carrier to your marking surface.

Part number listing for Wrap-Around or Strap-On Carriers on [page 6](#).

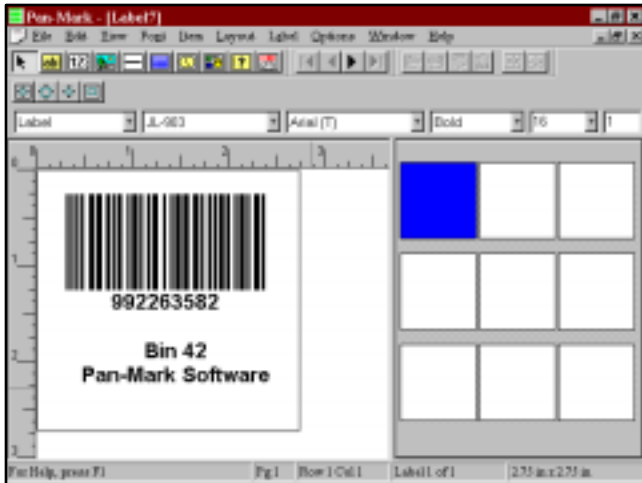
## Create your own Tags!

Create your own rigid tags with protected legends or card stock tags for temporary applications on your own laser or ink jet printer. Part number listing on [page 3](#).

**PAN-MARK™ for WINDOWS^ 2.5 Labeling Software**



Import images from library of common electrical symbols



Bar coding and data import functions make even complex labels seem simple



Easy serialization and graphic import options

For applications using bar codes, imported graphics, and information from existing databases

- Easy to enter different text on each label — simply type the text and press Page Down for the next label!
- Includes all of the latest label formats for Panduit Thermal Transfer, Ink Jet, and Laser Labels
- Ability to create spreadsheets and databases within the program for data import and information storage
- Import data from most Microsoft databases such as EXCEL^ and ACCESS^
- 21 Resident Bar Code Symbologies
- Easy to install
- Available on CD-ROM

**Software Features**

- Uses all WINDOWS printer drivers and can be used to drive Panduit PTR2 and LS5E Printers
- Supplied with 3.5" disks or CD
- ODBC (Open Data-Base Connectivity) allows importing of information from electronic databases such as EXCEL^ and ACCESS^ directly onto the label formats
- Tool menu allows user to add to favorite WINDOWS tools
- Uses a full range of WINDOWS fonts including TrueType\* fonts
- Print from 2 pt. to 300 pt. + on the same label
- Panduit label formats ready to use
- Create custom label formats
- Pipe Marker designs
- Image and text scaling
- Date, time, series, graphic and data import fields
- Format and label previews
- Print preview
- Multiple print range selection
- Text rotation and alignment

^ WINDOWS, EXCEL and ACCESS are registered trademarks of Microsoft Corp.  
\* TrueType is a registered trademark of Apple Computing, Inc.

**Edit Functions**

- Standard copy, cut and paste
- Copy multiple labels
- Remove, Insert and Find a label

**Serialization**

- Alpha, numeric, octal, hexadecimal and combinations
- Multiple serialized strings in same file
- Easy text and serialization combination
- Insert constants in an existing file

**Bar Code Features**

- Easily create certified bar codes
- Resident Bar Code Symbologies
- -Codabar
- -Code 128 (A, Auto, B, C)
- -Code 39 (Standard, Extended)
- -Code 93 (Standard, Extended)
- -EAN/JAN 13
- -EAN/JAN 8
- -HIBC/HIBC-LIC
- -Interleaved 2 of 5
- -MSI Plessey
- -PDF 417
- -UCC 128
- -UPC (A, E: 11 Digit, System 0, System 1)
- -Zip+4 Postal Codes

**Image Functions**

- Import Bitmap (.BMP) graphic images into a label — add you own company logo to labels!
- Copy image from one label to others
- Image library of common electrical and datacomm symbols includes these symbols and more!



**System Recommendations**

- WINDOWS^ 3.1, 3.11, WINDOWS 95, 98 and NT
- Mouse or keyboard driven
- Recommend 486 processor, min. 8 Mb of RAM
- 30 Mb of hard drive space

Part Number	Format	Std. Pkg.*
<b>PROG-WIN2</b>	3.5" Disks	1
<b>PROG-WIN2CD</b>	CD-ROM	1

\*Order number of software packages required in multiples of Std. Pkg.  
 ^ WINDOWS is a registered trademark of Microsoft Corp.

## Printer Selection Matrix

	Printers			
Features	<b>PTR2</b> <i>(Pg. 11)</i>	<b>LS5/LS5E</b> <i>(Pg. 13)</i>	<b>LS3E</b> <i>(Pg. 15)</i>	<b>LS4M</b> <i>(Pg. 18)</i>

### Label Options

Heat Shrink Markers	Yes	Yes	Yes	No
Component Markers	Yes	Yes	Yes	No
Industrial Laminated Tape	No	Yes	No	Yes
Commercial Non-Laminated Tape	Yes	Yes	No	Yes

### Mechanical Specifications

Type	Desktop	Hand-Held	Hand-Held	Portable
Print Method	Thermal Transfer	Thermal Transfer	9-Pin Dot-Matrix	Thermal Transfer
Volume	Medium to High	Low	Low	Low
Label Widths	Up to 4.10" (104 mm)	0.50" - 1.00" (13 - 25 mm)	0.25" - 1.50" (6 - 38 mm)	0.50" (13 mm)
Weight	4 lbs. (1.8 kg)	4.7 lbs. (2.1 kg)	2.7 lbs. (1.2 kg)	3.5 lbs. (1.6 kg)
Power Supply	AC	Batteries or AC	Battery Pack or AC	Batteries or AC
PC Interface Required	Yes	No	No	No
Optical Registration for Exact Print Registration	Yes	Yes	Yes	N/A
Memory	N/A	LS5 - 16Kb, LS5E - 450Kb	20 Kb	No
RS232 Port	Computer Interface	Yes	No	No
Cutter	No	Yes	No	Yes

### Print Options

Print Sizes	0.06" - 3.50" (2 - 89 mm)	6 point to 72 point	Small, Compressed, Normal, Large	6 point to 24 point
Lines of Variable Print	Dependent on software	6	47	4
Upper and Lower Case	Yes	Yes	Yes	Yes
Underline / Rotated / Bold Text	Yes	Yes	Yes	Yes
Serialization	Yes	Yes	Yes	Yes
Bar Codes	Yes	Yes	No	Yes (with optional font card)

**DURA-MARK™ PTR2 Thermal Transfer Printer And Accessories**

Create your own custom electrical and pipe markers, bin markers or other large labels

- Versatile — Produce labels for many safety and MRO applications, on-site!
- Prints labels for a wide variety of Panduit Sign Panels (see [page 19](#))
- Print legends up to 3.5" (89 mm) high
- Works with most standard PC's and label printing software including **SAFETY EASE™** Marker and Tag Software (Part Number: SEZ-PM shown on [page 4](#)) and **PAN-MARK™** for **WINDOWS^** Labeling Software (Part Number: PROG-WIN2 shown on [page 8](#))



**Mechanical Information**

- Print Method:** Thermal transfer and direct thermal printing
- Size:** Height: 5.3" (135 mm)  
Width: 7.9" (200 mm)  
Depth: 8.9" (226 mm)  
Weight: 4 lbs. (1.8 kg)
- Print Speed:** Select constant print speeds of 1", 1.5" or 2" (25, 38, or 51 mm) per second
- Media:** Roll Width: 1.1" - 4.6" (28 mm - 118 mm)  
Max. Roll Diameter: 3.8" (96 mm)  
Core Diameter: 1.0" (25 mm)  
Use PTR2-RS Roll Stand for rolls with a core diameter > 1.0" (25 mm)
- Memory:** 128 Kb Standard
- Double Buffer:** Contains a double buffer which makes the printer capable of printing continuously from WINDOWS
- Sensors:** See through sensor designed for die-cut labels and tag registration
- Graphics Resolution:** Up to 203 dpi

**Print Information**

- Fonts can be printed in four directions: 0°, 90°, 180° and 270°
- Capable of reverse print, bar coding and graphics
- Prints up to 32.0" length x 3.5" high (813 x 89 mm) characters
- 4.1" (104 mm) maximum print width
- Capable of horizontal and vertical print

Part Number	Description	Std. Pkg.*
<b>PTR2</b>	Thermal Transfer Printer	1
<b>PTR2-RS</b>	External Label Roll Stand <i>Used to rear feed labels that are not supplied on 1.0" (25 mm) cores</i>	1

\*Order number required in multiples of Std. Pkg.

^WINDOWS is a trademark of Microsoft Corp.

**PTR2 Thermal Transfer Ribbons**

Part Number	Material	Size Width x Length	Use	Color	Std. Pkg.*
<b>TTR-BL</b>	Resin	4.33" x 280' (110 mm x 85 m)	Vinyl and Polyester Applications	Black	1
<b>TTR2-BL</b>	Resin	2.50" x 280' (64 mm x 85 m)	Vinyl and Polyester Applications	Black	1
<b>TTR-WH</b>	Resin	4.33" x 262' (110 mm x 80 m)	Vinyl and Polyester Applications	White	1
<b>TTR2-WH</b>	Resin	2.50" x 262' (64 mm x 80 m)	Vinyl and Polyester Applications	White	1
<b>TTRW-BL</b>	Wax	4.33" x 280' (110 mm x 85 m)	Paper and Heat Shrink Applications	Black	1
<b>TTRW2-BL</b>	Wax	2.50" x 280' (64 mm x 85 m)	Paper and Heat Shrink Applications	Black	1

\*Order number of ribbons required in multiples of Std. Pkg.



**2" (51 mm) Wide Rolls**

Part Number	Description	Roll Width In. (mm)	Roll Length Ft. (m)	Color	Std. Pkg.*
<b>TTP2-CLR</b>	TTP Polyester Thermal Transfer Roll	2.00 (51)	100 (30)	Clear	1
<b>TTV2-WHT</b>	TTV Vinyl Thermal Transfer Roll	2.00 (51)	100 (30)	White	1
<b>TTV2-YEL</b>				Yellow	
<b>TTV2-RED</b>				Red	
<b>TTV2-GRN</b>				Green	
<b>TTV2-BLU</b>				Blue	
<b>TTV2-ORG</b>				Orange	
<b>TTPA2-WHT</b>	TTPA Paper Thermal Transfer Roll	2.00 (51)	125 (38)	White	1
<b>TTP2-LAM</b>	TTP Polyester Overlaminates Roll	2.25 (57)	100 (30)	Clear	1

Rolls are on 1.00" (25 mm) cores

\*Order number of rolls required in multiples of Std. Pkg.



**4" (102 mm) Wide Rolls**

Part Number	Description	Roll Width In. (mm)	Roll Length Ft. (m)	Color	Std. Pkg.*
<b>TTP4-CLR</b>	TTP Polyester Thermal Transfer Roll	4.00 (102)	100 (30)	Clear	1
<b>TTV4-WHT</b>	TTV Vinyl Thermal Transfer Roll	4.00 (102)	100 (30)	White	1
<b>TTV4-YEL</b>				Yellow	
<b>TTV4-RED</b>				Red	
<b>TTV4-GRN</b>				Green	
<b>TTV4-BLU</b>				Blue	
<b>TTV4-ORG</b>				Orange	
<b>TTPA4-WHT</b>	TTPA Paper Thermal Transfer Roll	4.00 (102)	125 (38)	White	1
<b>TTP4-LAM</b>	TTP Polyester Overlaminates Roll	4.25 (108)	100 (30)	Clear	1

Rolls are on 1.00" (25 mm) cores

\*Order number of rolls required in multiples of Std. Pkg.

## LS5 and LS5E Industrial Labeling Systems

Hand-held, portable labeling systems designed to meet the rugged demands of industrial labeling applications

- Produce laminated and non-laminated tape, regular and tamper-evident labels and heat shrink markers
- Print up to 6 lines of text from 6 point to 72 point, plus bar coding
- Automatic alpha and numeric serialization, legend repeat and file storage memory to save time producing labels



**Choose the System which best suits your application:**

### Mechanical Information

- Print Method:** Thermal transfer printing
- Size:**  
 Height: 4.5" (114 mm)  
 Width: 6.0" (152 mm)  
 Depth: 11.5" (292 mm)  
 Weight: 4.7 lbs. (2.1 kg) with batteries
- Graphics Resolution:** 203 dpi
- Communications:** RS232 serial communication port
- Display:** Two-line x 16 character display
- Operating Temperature:** 32° to 104°F (0° to 40°C)
- Power Source:** 6 C-Cell Ni-Cad batteries (Included)  
 UL Listed, CSA Approved Power Adapter (Optional)

### Print Information

	LS5 Printer Part Number: LS5-KIT	LS5E Enhanced Printer Part Number: LS5E
<b>Usable Memory</b>	16K	450K
<b>Inherent Bar Codes</b>	Code 39, Code 128, Codabar, I 2 of 5, EAN 8, EAN 13, UPC A, UPC E	Code 39, Code 128, Codabar, I 2 of 5, EAN 8, EAN 13, UPC A, UPC E, PDF417, MSI Plessey
<b>Enhanced Printer Features</b>	—	Time and Date Clock Tape Feed Control Annunciator
<b>Prompting Languages</b>	English, Spanish, French, German, Portuguese, Italian	English, Spanish, French, German, Portuguese, Italian, Swedish, Danish, Dutch, Norwegian, Finnish
<b>Print Styles</b>	Outline, Shadow, Underline, Bold, Frame, Italic, Mirror, Rotated	Underline, Bold, Frame, Italic, Mirror, Rotated
<b>Edit Feature</b>	Yes	Yes
<b>Alpha/Numeric Sequencing</b>	Yes	Yes
<b>Repeat 999 times</b>	Yes	Yes
<b>Left/Right/Center Justification</b>	Yes	Yes
<b>Scaling</b>	Yes	Yes
<b>Up to 6 Lines of Text</b>	Yes	Yes

### Printer and Accessories

Part Number	Description	Std. Pkg.*
<b>LS5-KIT</b>	Industrial Labeling System Kit (Includes LS5 Printer, 6 C-Cell Ni-Cad Batteries, Ni-Cad Battery Charger, one LS5-33 Laminated 1" Industrial Tape Cartridge, 8 resident bar code fonts)	1
<b>LS5E</b>	Enhanced Industrial Labeling System Kit (Includes LS5E Printer, 6 C-Cell Ni-Cad Batteries, Ni-Cad Battery Charger, one LS5-33 Laminated 1" Industrial Tape Cartridge, one 9 pin null modem cable, 10 resident bar code fonts)	1
<b>LS5-1</b>	Replacement Battery Charger	1
<b>LS5-2</b>	Soft Sided Carrying Case (Optional)	1
<b>LS5-3</b>	Hand Strap (Optional)	1
<b>LS5-60</b>	AC Power Supply (Optional)	1
<b>LS5-D</b>	WINDOWS <sup>®</sup> Driver Disk (Optional) For WINDOWS 3.1, 3.11 and 95	1

\*Order number of pieces required in multiples of Std. Pkg.  
 ^ WINDOWS is a registered trademark of Microsoft Corporation

## Selecting the Correct Font Size

The charts below show the Font Point Size to use based on the tape or tubing used and lines of text desired:

Tape Width In. (mm)	Lines of Text					
	1 Line	2 Lines	3 Lines	4 Lines	5 Lines	6 Lines
0.50 (13)	30 pt	14 pt	8 pt	6 pt	—	—
0.80 (20)	55 pt	24 pt	16 pt	12 pt	9 pt	7 pt
1.00 (25)	72 pt	33 pt	21 pt	16 pt	12 pt	10 pt

Tubing Diameter In. (mm)	Lines of Text					
	1 Line	2 Lines	3 Lines	4 Lines	5 Lines	6 Lines
0.25 (6)	24 pt	10 pt	6 pt	—	—	—
0.38 (10)	36 pt	16 pt	10 pt	8 pt	6 pt	—
0.50 (13)	46 pt	20 pt	13 pt	10 pt	7 pt	6 pt

### Laminated Industrial Tape Cartridges

- For tough jobs and can withstand extremes of heat and cold, resist abrasion, UV light exposure, and the most commonly used chemicals and solvent.

Part Number	Tape Width In. (mm)	Tape Length Ft. (m)	Legend/ Background Color	Std. Pkg.*		
<b>LS5-530</b>	0.50 (13)	40 (12)	Black/Clear	1		
<b>LS5-533</b>			Black/White	1		
<b>LS5-535</b>			Red/White	1		
LS5-537			Black/Red	1		
<b>LS5-538</b>			Black/Yellow	1		
<b>LS5-544</b>			White/Black	1		
LS5-547			White/Blue	1		
<b>LS5-548</b>			White/Red	1		
<b>LS5-70</b>			0.80 (20)	40 (12)	Black/Clear	1
LS5-72					Red/Clear	1
<b>LS5-73</b>	Black/White	1				
LS5-74	Blue/White	1				
LS5-75	Red/White	1				
LS5-77	Black/Red	1				
<b>LS5-78</b>	Black/Yellow	1				
LS5-79	Black/Green	1				
LS5-82	White/Clear	1				
<b>LS5-87</b>	White/Blue	1				
LS5-88	White/Red	1				
LS5-89	White/Green	1				
<b>LS5-90</b>	1.00 (25)	40 (12)	Black/Orange	1		
<b>LS5-30</b>			Black/Clear	1		
<b>LS5-32</b>			Red/Clear	1		
<b>LS5-33</b>			Black/White	1		
<b>LS5-34</b>			Blue/White	1		
<b>LS5-35</b>			Red/White	1		
<b>LS5-37</b>			Black/Red	1		
<b>LS5-38</b>			Black/Yellow	1		
LS5-39			Black/Green	1		
<b>LS5-42</b>			White/Clear	1		
<b>LS5-44</b>	White/Black	1				
<b>LS5-47</b>	White/Blue	1				
<b>LS5-48</b>	White/Red	1				
<b>LS5-49</b>	White/Green	1				
<b>LS5-50</b>	Black/Orange	1				

### Laminated Tamper-Evident Tape Cartridge

Part Number	Tape Width In. (mm)	Tape Length Ft. (m)	Legend/ Background Color	Std. Pkg.*
LS5-33T	1.00 (25)	40 (12)	Black/White	1

### Non-Laminated Commercial Tape Cartridge

- For indoor applications where abrasion and chemical resistance are not required

Part Number	Tape Width In. (mm)	Tape Length Ft. (m)	Legend/ Background Color	Std. Pkg.*
LS5-30C	1.00 (25)	4.00 (12)	Black/Clear	1
LS5-33C			Black/White	1
LS5-35C			Red/White	1
LS5-38C			Black/Yellow	1

### White Die-Cut Label Cartridges

Part Number	Material	Label Size Width x Length In. (mm)	Labels/ Cartridge	Std. Pkg.*
<b>LS5-17</b>	Polyester	0.50 x 1.00 (13 x 25)	174	1
<b>LS5-18</b>	Polyester	0.66 x 3.44 (17 x 87) File Folder Size	92	1
LS5-19	Synthetic Paper	0.66 x 3.44 (17 x 87) File Folder Size	92	1
LS5-20	Synthetic Paper	1.00 x 4.00 (25 x 102)	82	1

### 3:1 Flattened Polyolefin Heat Shrink Tubing Supply Cartridges

Part Number	Diameter In. (mm)	Color	Length In. (mm)	Std. Pkg.*
LS5-HS3	0.25 (6)	Black/White	100 (2540)	1
<b>LS5-HS4</b>	0.38 (10)			1
<b>LS5-HS5</b>	0.50 (13)			1
<b>LS5-HS8</b>	0.25 (6)	Black/Yellow	100 (2540)	1
<b>LS5-HS9</b>	0.38 (10)			1
<b>LS5-HS10</b>	0.50 (13)			1
	0.50 (13)			1



**Pan-Quik™ LS3E Hand-Held Dot-Matrix Printer and Accessories**

Do-It-Yourself Products



**Mechanical Information**



**Print Method:** 9 pin dot-matrix print head

**Size:** Height: 3.6" (92 mm)  
 Width: 4.2" (108 mm)  
 Length: 13.2" (337 mm)  
 Weight: 2.7 lbs. (1.2 kg)

**Display:** 2 line x 16 character liquid crystal display

**Keyboard:** 49 color coded keys with ergonomically designed keypad

**Power Source:** 12 VDC, 1200 mAh rechargeable Ni-Cad Battery Pack (Included)

**Printer**

Part Number	Description	Plug Type	Operator's Manual Language	Std. Pkg.*
<b>LS3E†</b>	Includes Printer, Battery Pack, Battery Charger, Printer Ribbon, Wrist Strap and Operator's Manual	North American 120	English	1
<b>LS3E-PS</b>			Portuguese	
<b>LS3E-ES</b>			Spanish	

† Also available with Euro 230, U.K. 240 and Australian 240 Plugs and Operator's Manual in Chinese, Dutch, French, German, Italian and Japanese. Contact factory for complete part number information.

\* Order number of printers required in multiples of Std. Pkg.



**Printer Replacement Parts**

Part Number	Description	Std. Pkg.*
<b>LS3-RIB</b>	Replacement Printer Ribbon	1
<b>LS3E-BP</b>	Replacement Battery Pack	1
<b>LS3EC-S</b>	Replacement North American 120 Battery Charger <i>Used only to charge LS3E battery. Cannot be used to power LS3E directly from Power Outlet.</i>	1
<b>LS3E-MAN-A†</b>	Replacement Operator's Manual - English	1

† To order Operator's Manual in other languages, replace -A with -C for Chinese, -N for Dutch, -F for French, -D for German, -I for Italian, -J for Japanese, -P for Portuguese, and -E for Spanish.

\* Order number of replacement parts required in multiples of Std. Pkg.



LS3-RIB



LS3E-BP



LS3EC-S



LS3E-MAN-A

## Optional Accessories

Part Number	Description	Plug Type	Std. Pkg.*
<b>LS3EACS†</b>	1 each: Universal AC Adapter (LS3EA), Battery Charging Pack (LS3E-CP) and Power Cord Listed (CORD-S) <i>Power LS3E directly from Power Outlet and charge LS3E Battery Pack at the same time</i>	North American 120	1
<b>LS3EAK-S†</b>	1 each: Universal AC Adapter (LS3EA) and Power Cord Listed (CORD-S) <i>Power LS3E directly from Power Outlet</i>	North American 120	1
<b>LS3ECAP</b>	1 each: Battery Charging Pack (LS3E-CP) and Auto Plug (LS3EAP) <i>Power LS3E directly from Auto Cigarette Lighter and charge LS3E Battery Pack at the same time</i>	—	1
<b>LS3EAP</b>	Replacement Auto Plug <i>Power LS3E directly from Auto Cigarette Lighter</i>	—	1
<b>LS3E-CP</b>	Replacement Battery Charging Pack <i>Power LS3E directly from AC Power Source and charge LS3E Battery Pack at the same time (Must be used with Universal AC Adapter and Power Cord - not included)</i>	—	1
<b>LS3EA</b>	Universal AC Adapter	—	1
<b>CORD-S†</b>	Replacement Power Cord	North American 120	1
<b>LS3-CASE</b>	Carrying Case	—	1
<b>LS3-BS</b>	Printer Belt Holster	—	1

† Also available with Euro 230, U.K. 240 and Australian 240 Plugs. Contact factory for complete part number information.

\* Order number of accessories required in multiples of Std. Pkg.



LS3EACS



LS3EAK-S



LS3ECAP



LS3EAP



LS3E-CP



LS3EA



CORD-S



LS3-CASE




LS3-BS

## LS3E Labels

The label codes shown in each of the following charts are distinct codes used to tell the LS3E printer the size of the label.

### Right-To-Know Labels

- Meet your OSHA Right-To-Know Labeling needs quickly and easily
- Label secondary containers of chemicals
- For increased protection, labels can be overlaminated with Clear Overlaminates shown below



L3RTK-D  
NFPA Diamond



L3RTK-B  
Color Bar Format

Part Number	Label Code	Label Size In. (mm)	Material	Color (Legend/Background)	Labels/ Roll	Std. Pkg.*
L3RTK-D	3838	1.50 x 1.50 (38 x 38)	GMP1 Paper	Red, Blue and Yellow/ White	250	1 Roll
L3RTK-B	3232	1.50 x 1.25 (38 x 32)				

\* Order number of rolls required in multiples of Std. Pkg.

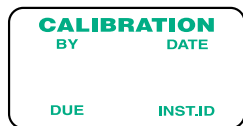
### Clear Overlaminates Labels

- Apply on top of Right-To-Know labels, or other LS3E labels, to provide added abrasion and chemical resistance
- Labels are not printable

Part Number	Label Size In. (mm)	Material	Color	Labels/ Roll	Std. Pkg.*
L3RTK-LAM	1.75 x 1.75 (44 x 44)	Polyester	Clear	250	1 Roll

\* Order number of rolls required in multiples of Std. Pkg.

## Asset and Quality Labels




LC-39



LC-40



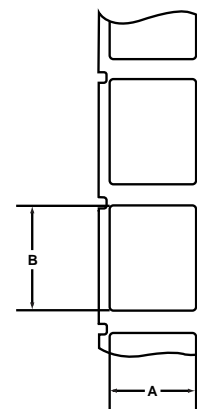
LC-38



LC-41

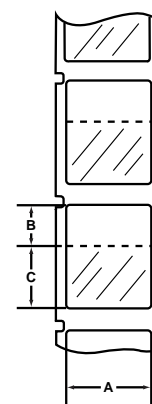
Part Number	Label Code	Label Size A x B In. (mm)	Material	Color (Legend/ Background)	Labels/ Roll	Std. Pkg.*
LC-39	3811	1.50 x 0.75 (38 x 19)	GMC Vinyl Cloth	Green/White	250	1 Roll
LC-40	3813	1.50 x 0.75 (38 x 19)	GMC Vinyl Cloth	Black/White	250	
LC-38	3611	1.50 x 0.75 (38 x 19)	GMV Polyester	Black/Silver	250	
LC-41	3617	1.50 x 0.75 (38 x 19)	GMV Polyester	Black/Silver	250	

\* Order number of rolls required in multiples of Std. Pkg.



## Laminated Label

- Print and apply top white label and overlaminate with clear bottom label
- Material: GMV3 Vinyl



Part Number	Label Code	Print-On Label Size A x B In. (mm)	Overlamine Label Size A x C In. (mm)	Normal Text‡		Labels/ Roll	Std. Pkg.*
				Lines Per Label	Characters Per Line		
LWS-11P	3819	1.50 x 0.75 (38 x 19)	1.50 x 1.75 (38 x 25)	5	16	100	1 Roll

‡ Similar information using other text sizes available in LS3E Manual

\* Order number of rolls required in multiples of Std. Pkg.

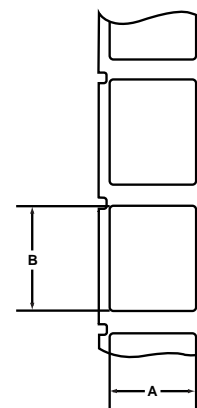
## Component Labels

- Available in a wide range of sizes
- Material: GMC5-W White Vinyl Cloth

Part Number	Label Code	Label Size A x B In. (mm)	Normal Text‡		Labels/ Roll	Std. Pkg.*
			Lines Per Label	Characters Per Line		
<b>LC-6</b>	1307	0.50 x 0.28 (13 x 7)	1	4	500	1 Roll
<b>LC-3</b>	1313	0.50 x 0.50 (13 x 13)	3	4	500	
<b>LC-7</b>	2507	1.00 x 0.28 (25 x 7)	1	10	500	
<b>LC-9</b>	2510	1.00 x 0.40 (25 x 10)	2	10	500	
<b>LC-10</b>	2513	1.00 x 0.50 (25 x 13)	3	10	500	
<b>LC-4</b>	2519	1.00 x 0.75 (25 x 19)	5	10	250	
<b>LC-2</b>	2525	1.00 x 1.00 (25 x 25)	7	10	250	
<b>LC-8</b>	3807	1.50 x 0.28 (38 x 7)	1	16	500	
<b>LC-11</b>	3813	1.50 x 0.50 (38 x 13)	3	16	500	
<b>LC-5</b>	3819	1.50 x 0.75 (38 x 19)	5	16	250	
<b>LC-1</b>	3832	1.50 x 1.25 (38 x 32)	9	16	250	

‡ Similar information using other text sizes available in LS3E Manual

\* Order number of rolls required in multiples of Std. Pkg.



## LS4M Multiple Line Portable Labeling System




High performance, self-contained labeling system that prints up to four lines of text on 0.50" (13 mm) wide adhesive tape

- Laminated, adhesive backed polyester tape is heat and scratch resistant, supplied in convenient cartridges
- Label cartridges feature built-in thermal transfer ribbon, overlamine and cutter for trouble-free performance
- Indestructible polyester laminate insures no loss of readability
- Compact, portable size allows usage anywhere
- Use with AC Power Adapter (included) or four Ni-Cad batteries (not included)

### Printer Features

- Prints in 3 standard font sizes 6, 8, and 12 point Helvetica
- Prints in bold, outline, vertical, negative image, mirror image, shadow and underline
- Prints marker either horizontally or vertically
- Automatic alpha and numeric sequencing
- Prints up to 15 characters per second
- Text may be scaled 2X for larger more legible print
- 16-character display screen allows text verification prior to printing
- Prints from 1-4 lines on single strip of tape



Circuit board labeling



Label switches, relays and other devices



Telecommunications labeling



Inventory and bin-marking labeling

### Printer and Accessories

Part Number	Description	Std. Pkg.*
<b>LS4M</b>	Multiple Line Labeling System (Includes AC Power Adapter, batteries not included)	1
<b>LS4-60</b>	Replacement 115 VAC Power Adapter	1
<b>LS4-53</b>	Ni-Cad Battery Charger (Optional)	1
<b>LS4-54</b>	3 of 9 Bar Code Font Card (Optional)	1
<b>LS4-57</b>	6 point Helvetica Regular Font Card (Optional)	1
<b>LS4-58</b>	18 point Helvetica Regular Font Card (Optional)	1
<b>LS4-59</b>	36 point Helvetica Regular Font Card (Optional)	1
<b>LS4H-7</b>	Black Carrying Case (Optional)	1

### LS4M Industrial Labeling Tape (Heavy duty, outdoor)

- Withstand extremes of heat and cold, resist abrasion, UV light exposure, and the most commonly used chemicals and solvents.

Part Number	Width In. (mm)	Length Ft. (m)	Color	Std. Pkg.*
<b>LS4-30I</b>	0.50 (13)	50 (15)	Black/Clear	1
<b>LS4-33I</b>			Black/White	1
<b>LS4-38I</b>			Black/Yellow	1
<b>LS4-42I</b>			White/Clear	1
<b>LS4-44I</b>			White/Black	1

### Standard Labeling Tapes

- Designed for indoor applications where abrasion and chemical resistance are not required

Part Number	Width In. (mm)	Length Ft. (m)	Color	Std. Pkg.*
<b>LS4-30</b>	0.50 (13)	50 (15)	Black/Clear	1
<b>LS4-31</b>			Blue/Clear	1
<b>LS4-32</b>			Red/Clear	1
<b>LS4-33</b>			Black/White	1
<b>LS4-34</b>			Blue/White	1
<b>LS4-35</b>			Red/White	1
<b>LS4-36</b>			Black/Blue	1
<b>LS4-37</b>			Black/Red	1
<b>LS4-38</b>			Black/Yellow	1
<b>LS4-39</b>			Black/Green	1
<b>LS4-42</b>			White/Clear	1
<b>LS4-43</b>			Green/White	1
<b>LS4-44</b>			White/Black	1
<b>LS4-45</b>			Black/Silver	1
<b>LS4-46</b>			Black/Gold	1
<b>LS4-47</b>			White/Blue	1
<b>LS4-48</b>			White/Red	1
<b>LS4-49</b>			White/Green	1
<b>LS4-50</b>			Black/Orange	1

## Sign Panels - Blank Space for Special Messages

- Can be used with **DURA-MARK™** PTR2 Printer and **SAFETY EASE™** Marker and Tag Software shown on [page 5](#) to create your own custom signs
  - Print your own legend on clear Polyester tape with the PTR2 Printer and adhere label to adhesive or non-adhesive Sign Panel
  - Order part number TTP2-CLR for 2" x 100' roll, or TTP4-CLR for 4" x 100' roll
- Can also be used with **PAN-ALIGN™** Die Cut Letter and Numbers shown on following page



Header	Color Legend/Background	Size In. (mm)	GMM Polyester (Self-Adhesive) Part Number	GMPE1 Polyethylene (Non-Adhesive) Part Number
CAUTION	Black/Yellow	7 x 10 (178 x 254)	<b>PPS0710C442</b>	PRS0710C442
		10 x 14 (254 x 356)	<b>PPS1014C442</b>	PRS1014C442
		14 x 20 (356 x 508)	<b>PPS1420C442</b>	PRS1420C442
DANGER	Red and Black/White	7 x 10 (178 x 254)	<b>PPS0710D440</b>	PRS0710D440
		10 x 14 (254 x 356)	<b>PPS1014D440</b>	PRS1014D440
		14 x 20 (356 x 508)	<b>PPS1420D440</b>	PRS1420D440
NOTICE	Black and Blue/White	7 x 10 (178 x 254)	<b>PPS0710N443</b>	PRS0710N443
		10 x 14 (254 x 356)	<b>PPS1014N443</b>	PRS1014N443
		14 x 20 (356 x 508)	<b>PPS1420N443</b>	PRS1420N443
BLANK	White	7 x 10 (178 x 254)	<b>PPS0710BWHT</b>	PRS0710BWHT
		10 x 14 (254 x 356)	<b>PPS1014BWHT</b>	PRS1014BWHT
		14 x 20 (356 x 508)	<b>PPS1420BWHT</b>	PRS1420BWHT
BLANK	Yellow	7 x 10 (178 x 254)	<b>PPS0710BYEL</b>	PRS0710BYEL
		10 x 14 (254 x 356)	<b>PPS1014BYEL</b>	PRS1014BYEL
		14 x 20 (356 x 508)	<b>PPS1420BYEL</b>	PRS1420BYEL



### Sign Panel - Header Only

Header	Color Legend/Background	Size In. (mm)	GMV1 Vinyl (Self-Adhesive) Part Number
CAUTION	Yellow/Black	2.25 x 9.00 (57 x 229)	<b>PVS0209C446</b>
		5.00 x 14.00 (127 x 356)	<b>PVS0514C446</b>
DANGER	Red and Black/White	2.25 x 9.00 (57 x 229)	<b>PVS0209D445</b>
		5.00 x 14.00 (127 x 356)	<b>PVS0514D445</b>

Std. Pkg = 1 sign. Order number of signs needed in multiples of Std. Pkg.



### Foam Mounting Tape - Precut Squares

- Can be used to mount Panduit Rigid Polyethylene signs

Rubber Adhesive Part Number	Acrylic Adhesive Part Number	Thickness In. (mm)	Size In. (mm)	Pieces/Pkg.	Std. Pkg.*
<b>P32W2R1-1X1-24</b>	<b>P32W2A2-1X1-24</b>	0.03 (0.8)	1 x 1 (25 x 25)	24	1 Pkg.
<b>P63W2R1-1X1-24</b>	<b>P63W2A2-1X1-24</b>	0.06 (1.6)			

\*Order number of Std. Pkg's required



**PAN-ALIGN™ Letters and Numbers**

- Use with Sign Panels shown on previous page
- Provide quick, attractive custom identification
- Self-spacing, self-adhesive
- Can be used for indoor/outdoor applications
- Easy-to-read gothic style typeface
- Available individually and in kits
- Resist UV light deterioration



Legend	Part Number		Std. Pkg.*
	1" (25 mm) Height	2" (51 mm) Height	

Kits			
(20) ea. A, E, I, L, N, O, R, S, T (10) ea. All other letters (20) ea. 0 through 9 (5) ea. \$, &, PUNC	PD100-KIT	PD200-KIT	1 Kit

Individually Packaged Numbers and Letters			
A thru Z	PD100-A thru PD100-Z	PD200-A thru PD200-Z	10 Markers
0 thru 9	PD100-0 thru PD100-9	PD200-0 thru PD200-9	10 Markers
& \$ /-. ▶	PD100-AMPR PD100-DOLR PD100-PUNC PD100-AROS	PD200-AMPR PD200-DOLR PD200-PUNC PD200-AROS	10 Markers

\*For kits, order the number of kits required in multiples of Std. Pkg. For individual packages, order the number of markers required in multiples of Std. Pkg.

**Do-It-Yourself Tags**

- Can be written on with Panduit Permanent Marker Pens shown on the following page
- Package consists of 25 tags and 25 cable ties

Part Number	Description	Size In. (mm)	Tags and Ties/Pkg.	Std. Pkg.*
PCT-***-Q	Economical card stock for indoor or temporary use	3.00 x 5.75 (76 x 146)	25	1 Pkg.
PVT-***-Q	GMV5 Semi-rigid plastic tags with 0.38" (10 mm) brass grommet for greater strength and increased durability			

\*Order number of Std. Pkg's required

**Blank Tags with Preprinted Headers**



**PCT-113-Q**  
PVT-113-Q  
PCT-174F-Q

Front  
**PCT-167-Q**  
PVT-167-Q


Back  
**PCT-118-Q**  
PVT-118-Q

Front  
**PCT-166-Q**  
PVT-166-Q

Back  
**PCT-140-Q**  
PVT-140-Q

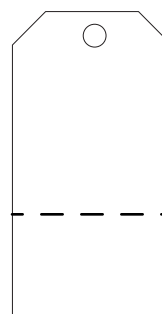
## Do-It-Yourself Tags (cont.)

### Blank Tags



Color	Card Stock Tag Part Number	Rigid Plastic Tag Part Number
Blue	PCT-232-Q	PVF-232-Q
Green	PCT-182-Q	PVF-182-Q
Orange	PCT-180-Q	PVF-180-Q
Red	PCT-179-Q	PVF-179-Q
White	PCT-94-Q	PVT-94-Q
Yellow	PCT-95-Q	PVT-95-Q
Fluor. Green	PCT-182F-Q	—
Fluor. Orange	PCT-180F-Q	—
Fluor. Red	PCT-179F-Q	—
Fluor. Yellow	PCT-95F-Q	—

### Perforated Tags



Color	Card Stock Tag Part Number
White	PCT-228-Q
Yellow	PCT-229-Q
Fluor. Red	PCT-230F-Q
Fluor. Yellow	PCT-231F-Q



### Self-Laminating Tags

- Can be written on with Panduit Permanent Marker Pens shown below or used with Panduit **SAFETY EASE™** Software (see [page 1](#))
- Durable polyester overlaminates protect legend
- Available with lamination on one side or both sides
- Package includes one cable tie for each tag

Part Number	Size In. (mm)	Lamination	Tags and Ties Per Pkg.	Std. Pkg.*
PST-1	3.00 x 2.00 (76 x 51)	Front Side Only	10	1 Pkg.
PST-2	3.25 x 5.00 (83 x 127)	Front Side Only	5	
PST-4	3.50 x 5.75 (89 x 146)	Front Side Only	25	
PST-6	3.50 x 5.75 (89 x 146)	Front Side Only	100	
PST-5	3.50 x 5.75 (89 x 146)	Front and Back Sides	25	
PST-7	3.50 x 5.75 (89 x 146)	Front and Back Sides	100	

\*Order number of Std. Pkg's required



### Permanent Marking Pens

- Permanent, fast-drying ink

Part Number	Description	Ink Color	Std. Pkg.*
PFX-0	Fine Tip Pen	Black	12
PFX-2		Red	12
PX-10	Regular Tip Pen	White	12
PX-0		Black	12
PX-2		Red	12

\*Order the number of pens required in multiples of Std. Pkg.







## Lockout Regulations Training Video and Handbooks



"A Life Is on the Line" Lockout/Tagout Training Program (English or Spanish)  
 This training program is designed to protect your employees and helps put you into compliance with OSHA Lockout/Tagout general training requirements quickly, easily and at low cost.

This complete package includes:

- Lockout/Tagout Regulations Video
- 10 Participant Guides with Quizzes
- 10 Certificate of Completion Cards
- Leader's Guide complete with Quiz Key
- Training Log
- Lockout/Tagout samples
- OSHA Publication 3120 - Control of Hazardous Energy
- Panduit Lockout/Tagout Bulletin

Part Number	Description	No. Guides and Cards Included	Std. Pkg.*
<b>PSL-LTP</b>	Complete English Program - VHS Format Video	10	1
<b>PSL-LTPA</b>	Complete English Program - PAL Format Video	10	1
<b>PSL-LTM</b>	Replacement English Participant Guides and Completion Cards	10	1
<b>PSL-LTPS</b>	Complete Spanish Program - VHS Format Video	10	1
<b>PSL-LTMS</b>	Replacement Spanish Participant Guides and English Completion Cards	10	1



## Group Lockout Video



"Your Lock is Your Key to Life" Training Program provides thorough instruction on OSHA recommended safety practices and procedures for group lockout — multi-craft / multi-shift lockout operations.

This complete package includes:

- Group Lockout / Tagout Video
- Leader's Guide with Quiz Key
- Training Log
- 25 Lockout Steps Wallet Cards
- 10 Participant Guides with Quizzes
- 10 Certificate of Completion Cards
- Lockout/Tagout samples
- OSHA Publication 3120 - Control of Hazardous Energy
- Panduit Lockout/Tagout Bulletin

Part Number	Description	No. Guides and Cards Included	Std. Pkg.*
<b>PSL-LTPGP</b>	Complete English Program - VHS Format Video	10	1
<b>PSL-LTMGP</b>	Replacement English Participant Guides and Completion Cards	10	1

\*Order number required in multiples of Std. Pkg.  
 Most commonly used parts appear in **BOLD**.



## CD-ROM Interactive Lockout/Tagout Regulations Training Program



Increase employee retention of critical lockout/tagout requirements and related safe work practices with the "A Life Is On The Line" interactive CD-ROM Training Course. The Panduit "A Life Is On The Line" video is featured along with audio, text and graphics to provide a time and cost effective method of lockout/tagout training.

At their own pace, employees will learn:

- General Lockout/Tagout Requirements
- Proper Shutdown and Startup Procedures
- Lockout and Tagout Device Requirements and Applications
- Proper Installation of Common Lockout Devices

- Correct test answers and rationale are featured immediately after an incorrect response
- Post test evaluation identifies subject areas associated with incorrect responses to allow trainer to focus on individual follow up training
- Create and print Certificates of Completion and maintain training and test records for OSHA compliance
- Approximate course completion time: 30 to 60 minutes
- English only

### This self-instructive program includes:

- CD-ROM interactive training program
- 25 PSL-STEPS Lockout Steps Wallet Cards
- Quick Start Trainer and Trainee Guide
- OSHA Publication 3120-Control of Hazardous Energy
- Panduit Lockout/Tagout Products Bulletin
- Lockout/Tagout Samples

### Minimum System Requirements:

- 486 processor
- WINDOWS 95, 98, or NT 4.0 or higher
- 4 Mb RAM
- 10 Mb free hard disk space
- 2X speed CD-ROM drive (4X speed recommended)
- WINDOWS compatible sound card compatible mouse
- 640 x 480 monitor (800 x 600 recommended)
- 256 color VGA display (SVGA recommended)

Part Number	Description	Std. Pkg.*
<b>PSL-LTPCD</b>	CD-ROM Interactive Lockout/Tagout Training Program	1



## OSHA Compliance Manual

The Lockout Compliance Manual takes you step-by-step through the process of bringing your company into compliance with OSHA Standard 29CFR 1910.147.

Topics covered:

- Background, scope and purpose of the regulation
- Process of developing a lockout/tagout plan
- How to write your company's lockout/tagout policy
- Establishing lockout/tagout procedures for equipment in your plant
- Implementing a lockout/tagout training program

Also included:

- Forms to administer your program
- Sample programs and procedures
- OSHA Publication 3120 - Control of Hazardous Energy

Part Number	Description	Std. Pkg.*
<b>PSL-LCM</b>	OSHA Compliance Manual	1



DANGER

A LIFE IS ON THE LINE!

OSHA LOCKOUT STEPS

SHUTDOWN

Inform operator and supervisor about work to be done

- 1) Prepare for shutdown
- 2) Shutdown/turn off equipment
- 3) Isolate from energy source
- 4) Apply lockout/tagout to energy isolating device
- 5) Release all potentially hazardous stored or residual energy
- 6) Verify the isolation

STARTUP

- 1) Assure equipment operationally intact, clear all personnel & tools
- 2) Notify all affected employees about startup and lockout/tagout device removal
- 3) Assure lockout/tagout is removed from each energy-isolating device  
(See section 6(e) and 6(f) of 29 CFR 1910.147 for specific requirements of the standard)

## Lockout Steps / Calendar Wallet Card

- Provide those employees responsible for lockout/tagout procedures with a constant reminder of the OSHA recommended steps for shutdown and startup
- Semi-rigid card fits easily in wallet
- Current year calendar is printed on back side

Part Number	Description	Size In. (mm)	Std. Pkg.*
<b>PSL-STEPS</b>	Lockout Steps / Calendar Wallet Card	2.13 x 3.38 (54 x 86)	1 Pkg. (25 cards)

\*Order number of packages required in multiples of Std. Pkg

## Universal Circuit Breaker Lockout



- Accommodates breaker handles with 0.30" - 0.60" (8 x 15 mm) high and 0.25" - 0.44" (6 x 11 mm) thick switches
- Compact, universal design fits wide range of single, double and triple handle circuit breakers
- Easily attached with no modifications to panel or circuit breaker
- Does not require hole in circuit breaker handle


Part Number	Description	Std. Pkg.*
<b>PSL-CB</b>	Universal Circuit Breaker Lockout	1

\*Order number of pieces required in multiples of Std. Pkg.

Individual circuit breakers can be locked in off position without locking out the entire panel



Turn switch to off position. Place lockout over desired switch.



Tighten set screw securely with standard screwdriver.



Attach padlock and tag.



Verify that the lockout device secures the disconnect in a safe or off position.

To lockout mini circuit breakers, see PSL-WS on [page 30](#).

## Molded Case / Enclosed Systems Circuit Breaker Lockout



- Accommodates breaker handle dimensions up to 0.80" thick x 3.00" wide (20 x 76 mm)
- Secures and prevents re-engaging of the breaker handle
- Easy installation — no installation tools required
- Accepts Panduit PSL-3, PSL-4, PSL-5 and PSL-11 Lock Series (see [pages 34-35](#))
- Rugged stainless steel/nylon construction offers great strength, durability, added security and corrosion resistance

Designed to lockout a wide range of 3 phase circuit breakers (277V and above)

Part Number	Description	Std. Pkg.*
<b>PSL-CBL</b>	Molded Case / Enclosed Systems Circuit Breaker Lockout	1



Verify circuit breaker is de-energized. Place PSL-CBL lockout device over breaker with the handle centered in lockout opening.



Turn the toggle set screw knob and tighten firmly against breaker handle.



Rotate and flip toggle set screw towards breaker handle.



Install lock and tag and test for security. Verify that the lockout device secures the disconnect in a safe or off position.

## NOTICE

**Panduit has a highly trained salesforce ready to conduct informational Lockout/Tagout Regulations seminars at your facility.**

**Call your nearest Panduit Sales Office today to set up an appointment!**

*(See back cover for sales office listing)*

## Lockout Warning Strip Labels




- Write-on area for adding your own warning message
- Label removes easily after repairs are completed
- Features the international prohibition symbol for "Do Not Throw Switch"

Part Number	Material	Marker Size In. (mm)	Markers/Book	Std. Pkg.*
<b>PSL-CBWL</b>	GMC1 Vinyl Cloth	4.84 x 0.54 (123 x 14)	60	1

Designed as a warning device to prohibit tampering with push buttons during lockout operations.

NOTE: This is not a lockout device.

## Multiple Lockout Device



- Rugged stainless steel/nylon construction offers great durability, strength, added security and corrosion resistance
- Compact and easy to install
- One six foot vinyl coated galvanized steel cable with loophole **free** with every lockout!

Only one device needed to perform a variety of lockout functions:

Part Number	Description	Std. Pkg.*
<b>PSL-MLD</b>	Multiple Lockout Device; includes lockout hasp and cable	1
<b>PSL-MLDC</b>	6 ft. (1.8 m) vinyl coated galvanized steel cable with loophole, 0.19" (4.8 mm) diameter. Combine several cables to extend cable length.	1
<b>PSL-MLDC200</b>	200 ft. (61.0 m) vinyl coated galvanized steel cable on roll, no loophole, 0.19" (4.8 mm) diameter	1
<b>PSL-MLDH-X</b>	PSL-MLD Lockout Hasps without cable	10

Lockout Single or Multiple Disconnects



Gate Valve Lockout Device



Immobilize Large or Cumbersome Devices



\*Order number required in multiples of Std. Pkg.  
Most commonly used parts appear in **BOLD**.

## Plug Lockout



- Lockout device for a wide range of 120 Volt AC and industrial plug connector applications
- Requires a hole in a blade of the plug
- Should be used with locks that have a minimum shackle length of 1.5" (38 mm)

Part Number	Description	Std. Pkg.*
<b>PSL-P</b>	Plug Lockout	1

Prevents a plug from being plugged in



Place PSL-P Lockout through the hole in blade of plug.



Insert padlock shackle through both holes in the lockout and lock padlock.




Verify that lockout cannot be removed from plug and that plug blades cannot be inserted into a receptacle. Add safety tag.

## NOTICE

**Do your employees need training on proper installation of Lockout/Tagout devices?  
Our salespeople can help!  
Call your nearest Panduit Sales Office today to find out more.**  
*(See back cover for sales office listing)*

## Cord Lockouts



Prevents a plug from being plugged in

- Two sizes for 120 Volt AC cords and 250-480 Volt AC cords
- Locks must have 0.38" (10 mm) or smaller shackle diameter

Part Number	Description	Inside Dimension In. (mm)	Std. Pkg.*
<b>PSL-CL110</b>	Lockout for 120 Volt AC Cord	2.00 x 2.00 x 3.50 (51 x 51 x 89)	1
<b>PSL-CL480</b>	Lockout for 240-480 Volt AC Cord	3.25 x 3.25 x 3.50 (83 x 83 x 89)	1



Insert plug and snap bayonet lock together.



Attach padlock and tag.

## Receptacle Blockout



Used to prevent use of an open electrical receptacle

- Prevent overloading the circuit, which may cause damage to equipment plugged into the other receptacle
- Prevent use of the open receptacle for devices which may induce electrical interference in computer equipment, causing data transmission problems or damage of computer controlled equipment

Part Number	Description	Std. Pkg.*
<b>PSL-ERB</b>	Blockout for open electrical receptacles	1



Place PSL-ERB blockout device over outlet so that the hole pattern in the blockout lines up with the 3 holes in the receptacle to be used.



Insert plug into the receptacle. The blockout is now held firmly in place by the plug and the second receptacle is blocked out.

## Toggle Switch Lockout




- Compact, secure design fits most toggle switches and some small circuit breakers
- Easily attached without removal of face plate or screws
- Quick installation with standard screwdriver

Part Number	Description	Accommodates Switches with Dimensions			Std. Pkg.*
		Height	Width	Thickness	
<b>PSL-WS</b>	Toggle Switch Lockout	0.45" - 0.78" (12 - 20 mm)	0.25" - 0.38" (6 - 10 mm)	0.25" - 0.40" (6 - 10 mm)	1

For locking out electrical supply controlled by ordinary toggle switches

### Lock out toggle switches without removing faceplates screws



Turn switch to desired position. Place lockout over switch.



Tighten set screw securely with a standard screwdriver.



Attach padlock and tag. Test to insure secure lockout.

### Lock out mini circuit breakers



## Toggle / Rocker Switch Lockout




- Versatile design allows lockout of both toggle and rocker switches
- Install device using faceplate screws

Part Number	Description	Std. Pkg.*
<b>PSL-WS1A</b>	Wall Switch Lockout for standard toggle or rocker switches	1

For locking out electrical supply controlled by toggle or rocker switches



## Gate Valve Lockouts



Prevents valve handle from being turned. Slip lockout over valve handle and attach padlock.

- Four colors in five sizes to fit valve handles up to 13" (330 mm)
- Fast and easy to apply
- Locks must have a 0.3" (8 mm) or smaller shackle diameter with a 1.0" (25 mm) minimum shackle clearance

Part Number				Valve Handle Size In. (mm)	Std. Pkg.*
RED	BLUE	GREEN	YELLOW		
<b>PSL-V2</b>	PSL-V2BLU	PSL-V2GRN	PSL-V2YEL	1.0 - 2.5 (25 - 64)	1
<b>PSL-V4</b>	PSL-V4BLU	PSL-V4GRN	PSL-V4YEL	2.5 - 5.0 (64 - 127)	1
<b>PSL-V6</b>	PSL-V6BLU	PSL-V6GRN	PSL-V6YEL	5.0 - 6.5 (127 - 165)	1
<b>PSL-V9</b>	PSL-V9BLU	PSL-V9GRN	PSL-V9YEL	6.5 - 10.0 (165 - 254)	1
<b>PSL-V13</b>	PSL-V13BLU	PSL-V13GRN	PSL-V13YEL	10.0 - 13.0 (254 - 330)	1



PSL-V2BLU



PSL-V4YEL



PSL-V6GRN



PSL-V9

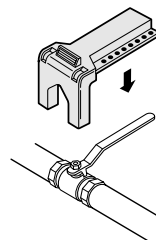
## Ball Valve Lockouts



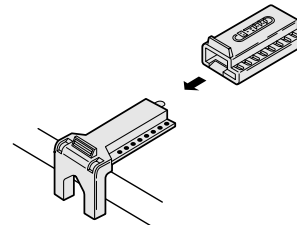
Prevents valve handle from being turned

- Two sizes for ball valves up to 3" (76 mm)
- PSL-BV1 (only) may be attached with valve in open or closed position
- Locks must have a 0.3" (8 mm) or smaller shackle diameter with a 1.0" (25 mm) minimum shackle clearance

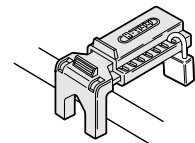
Part Number	Valve Size In. (mm)	Std. Pkg.*
<b>PSL-BV1</b>	0.25 - 1.00 (13 - 25)	1
<b>PSL-BV2</b>	1.25 - 3.00 (32 - 76)	1



Cover valve handle with cover.



Slide multiple lock piece over cover.



Attach padlock(s).

\*Order number required in multiples of Std. Pkg.  
Most commonly used parts appear in **BOLD**.

## Electrician's Lockout Kit



Part Number	Contents	Std. Pkg.*
<b>PSL-PK-EA</b>	(1) Screwdriver (1) Lockout Regulations Booklet (1) PSL-PK Pouch (1) PSL-5RED-LS Long Shackle Padlock w/Red Label (1) PSL-MLD Multiple Lockout Device (1) PSL-WS Wall Switch Lockout (1) PSL-CB Circuit Breaker Lockout (1) PSL-P Plug Lockout (5 Tags) PVT-30 Electricians Blocking Tags	1

For the individual electrician to lockout a variety of electrical sources

## Power and Panel Distribution Lockout Kit



Part Number	Contents	Std. Pkg.*
<b>PSL-KT-PWR</b>	(1) Screwdriver (1) Lockout Regulations Booklet (1) PSL-STATION Metal Wall Mount Cabinet (2) PSL-5RED-LS Long Shackle Padlocks w/Red Labels (1) PSL-MLD Multiple Lockout Device (2) PSL-CB Circuit Breaker Lockouts (2) PSL-CBL Molded Case / Enclosed Systems Circuit Breaker Lockouts (1) PSL-P Plug Lockout (25 Tags) PVT-23-Q "DO NOT OPERATE ELECTRICIANS AT WORK" Tags	1

For locking out circuit breakers and disconnect switches in a variety of pole sizes, amperages and voltages

### Metal Wall Mount Cabinet

Part Number	Description	Dimensions In. (mm)	Std. Pkg.*
<b>PSL-STATION</b>	Can be purchased separately and filled with your own variety of lockout devices and tags (Non-lockable)	14.75 x 10.25 x 4.63 (375 x 260 x 117) with two 0.38 (9) mounting holes	1

Mount close to power and distribution panels



Station is equipped with a stop hinge door so lockout devices won't fall out



Durable steel case is also portable



## Contractor Lockout Kit



For the Electrical Contractor to identify personnel working on a project required to be locked out and provide lockout capability for many projects

Part Number	Contents	Std. Pkg.*
<b>PSL-KT-CONA</b>	(1) Screwdriver (1) Lockout Regulations Booklet (1) PSL-KT Carrying Case (3) PSL-5RED-LS Long Shackle Padlocks w/Red Labels (3) PSL-5RED Standard Shackle Padlocks w/Red Labels (1) PSL-1A Lockout Hasp - 1.0" (25 mm) Jaw Diameter (1) PSL-MLD Multiple Lockout Device (3) PSL-WS Wall Switch Lockouts (3) PSL-CB Circuit Breaker Lockouts (3) PSL-P Plug Lockouts (15 Tags) PVT-98 "EQUIPMENT LOCKED OUT BY..." Safety Tags	1

## MRO Lockout Kit



For Maintenance Departments who must lockout a variety of electrical and mechanical energy sources for departmental work

Part Number	Contents	Std. Pkg.*
<b>PSL-KT-MROA</b>	(1) Screwdriver (1) Lockout Regulations Booklet (1) PSL-BX Carrying Case (3) PSL-5RED-LS Long Shackle Padlocks w/Red Labels (1) PSL-MLD Multiple Lockout Device (2) PSL-WS Wall Switch Lockouts (2) PSL-CB Circuit Breaker Lockouts (2) PSL-P Plug Lockouts (1) PSL-V4RED Gate Valve Lockout - 5.0" (127 mm) (1) PSL-V2RED Gate Valve Lockout - 2.5" (64 mm) (1) PSL-BV2 Ball Valve Lockout - 3.0" (76 mm) (1) PSL-CL 110 110V Plug Lockout (10 Tags) PVT-44 "DO NOT OPERATE" Maintenance Tags	1

## Lockout Stations



- Convenient way to store departmental or personal lockouts
- Durable rigid base with plastic hanging hooks for locks

Part Number	Description	Size In. (mm)	Std. Pkg.*
<b>PSL-20SWC</b>	Departmental Lockout Station. Components include: 20 PSL-3RED padlocks (keyed differently) 25 PVT-98 safety tags 25 PVT-41 safety tags 6 PSL-1.5 lockout hasps	24.0 x 19.0 (610 x 483)	1
<b>PSL-20S</b>	Station Only		
<b>PSL-10SWC</b>	Ten Lock Station Components include: 10 PSL-3RED padlocks (keyed differently) 15 PVT-98 safety tags 10 PVT-41 safety tags 3 PSL-1.5 lockout hasps	12.0 x 19.0 (305 x 483)	1
<b>PSL-10S</b>	Station Only		
<b>PSL-4SWC</b>	Personal Lockout Station Components include: 4 PSL-3RED padlocks (keyed differently) 15 PVT-98 safety tags 3 PSL-1.5 lockout hasps	12.0 x 9.5 (305 x 241)	1
<b>PSL-4S</b>	Station Only		



## Safety Lockout Padlocks



Each lock keyed differently and supplied with 1 key and 2 padlock labels

NOTE: These locks can be master keyed or keyed alike. These locks can also be custom engraved. See Custom Lock Options on [page 35](#) or contact factory for details.

- Rugged, lightweight Xenoy<sup>†</sup> plastic body with non-hardened steel shackle
- Short body: 1.50" x 1.75" (38 x 44 mm)
- Long body: 1.50" x 3.00" (38 x 76 mm), allows for identification from greater distances
- Shackle: 0.25" (6 mm) diameter x 1.50" (38 mm) length

Part Number		Description	Std. Pkg.*
Short Body	Long Body		
<b>PSL-4BLU</b>	<b>PSL-4BLU-LB</b>	Blue Lock	6
<b>PSL-4BLK</b>	<b>PSL-4BLK-LB</b>	Black Lock	6
<b>PSL-4GRN</b>	<b>PSL-4GRN-LB</b>	Green Lock	6
<b>PSL-4ORG</b>	<b>PSL-4ORG-LB</b>	Orange Lock	6
<b>PSL-4PRP</b>	<b>PSL-4PRP-LB</b>	Purple Lock	6
<b>PSL-4RED</b>	<b>PSL-4RED-LB</b>	Red Lock	6
<b>PSL-4TEL</b>	<b>PSL-4TEL-LB</b>	Teal Lock	6
<b>PSL-4YEL</b>	<b>PSL-4YEL-LB</b>	Yellow Lock	6

†Xenoy is a registered trademark of General Electric

## High Security Padlocks with Color Coded Lock Body




Each lock keyed differently and supplied with 2 keys

NOTE: These locks can be master keyed or keyed alike. These locks can also be custom engraved. See Custom Lock Options on [page 35](#) or contact factory for details.

- Anodized aluminum padlock with hardened steel shackles and cover-plates
- Special shaped pins to counter picking
- 30% lighter than laminated steel with better corrosion resistance
- 0.25" (6 mm) diameter shackle

Part Number		Description	Std. Pkg.*
1" (25 mm) Shackle	3" (76 mm) Shackle		
<b>PSL-11BLU</b>	<b>PSL-11BLU-LS</b>	Blue Lock	6
<b>PSL-11BLK</b>	<b>PSL-11BLK-LS</b>	Black Lock	6
<b>PSL-11BRN</b>	<b>PSL-11BRN-LS</b>	Brown Lock	6
<b>PSL-11GLD</b>	<b>PSL-11GLD-LS</b>	Gold Lock	6
<b>PSL-11GRN</b>	<b>PSL-11GRN-LS</b>	Green Lock	6
<b>PSL-11ORNG</b>	<b>PSL-11ORNG-LS</b>	Orange Lock	6
<b>PSL-11PRPL</b>	<b>PSL-11PRPL-LS</b>	Purple Lock	6
<b>PSL-11RED</b>	<b>PSL-11RED-LS</b>	Red Lock	6

## Laminated Steel Padlocks with Color Coded Bumper



Each lock keyed differently and supplied with 2 keys

NOTE: These locks can be master keyed or keyed alike. See Custom Lock Options on [page 35](#) or contact factory for details. These locks not suitable for custom engraving.

- Laminated steel, pin tumbler lock
- Double-locking, case-hardened steel shackle
- Bumper color identifies the department or an individual depending on the operation size
- 0.28" (7 mm) diameter shackle

Part Number		Description	Std. Pkg.*
3/4" (19 mm) Shackle	2" (51 mm) Shackle		
<b>PSL-3BLUE</b>	<b>PSL-3BLUE-LS</b>	Lock with Blue Bumper	6
<b>PSL-3BLACK</b>	<b>PSL-3BLACK-LS</b>	Lock with Black Bumper	6
<b>PSL-3GREEN</b>	<b>PSL-3GREEN-LS</b>	Lock with Green Bumper	6
<b>PSL-3RED</b>	<b>PSL-3RED-LS</b>	Lock with Red Bumper	6
<b>PSL-3WHITE</b>	<b>PSL-3WHITE-LS</b>	Lock with White Bumper	6
<b>PSL-3YELLOW</b>	<b>PSL-3YELLOW-LS</b>	Lock with Yellow Bumper	6

### Keyed Alike Laminated Steel Padlocks

- Ready to ship sets of PSL-3 series locks keyed alike. To order keyed alike locks for other styles or master keyed locks, see the Custom Lock Options at the bottom of this page.

Part Number						Locks/ Set	Std. Pkg.*
Blue Bumper	Black Bumper	Green Bumper	Red Bumper	White Bumper	Yellow Bumper		
PSL-3BLU-KA2	PSL-3BLK-KA2	PSL-3GRN-KA2	PSL-3RED-KA2	PSL-3WHT-KA2	PSL-3YEL-KA2	2	1
PSL-3BLU-KA3	PSL-3BLK-KA3	PSL-3GRN-KA3	PSL-3RED-KA3	PSL-3WHT-KA3	PSL-3YEL-KA3	3	1
PSL-3BLU-KA4	PSL-3BLK-KA4	PSL-3GRN-KA4	PSL-3RED-KA4	PSL-3WHT-KA4	PSL-3YEL-KA4	4	1
PSL-3BLU-KA5	PSL-3BLK-KA5	PSL-3GRN-KA5	PSL-3RED-KA5	PSL-3WHT-KA5	PSL-3YEL-KA5	5	1
PSL-3BLU-KA6	PSL-3BLK-KA6	PSL-3GRN-KA6	PSL-3RED-KA6	PSL-3WHT-KA6	PSL-3YEL-KA6	6	1
PSL-3BLU-KA7	PSL-3BLK-KA7	PSL-3GRN-KA7	PSL-3RED-KA7	PSL-3WHT-KA7	PSL-3YEL-KA7	7	1
PSL-3BLU-KA8	PSL-3BLK-KA8	PSL-3GRN-KA8	PSL-3RED-KA8	PSL-3WHT-KA8	PSL-3YEL-KA8	8	1
PSL-3BLU-KA9	PSL-3BLK-KA9	PSL-3GRN-KA9	PSL-3RED-KA9	PSL-3WHT-KA9	PSL-3YEL-KA9	9	1
PSL-3BLU-KA10	PSL-3BLK-KA10	PSL-3GRN-KA10	PSL-3RED-KA10	PSL-3WHT-KA10	PSL-3YEL-KA10	10	1
PSL-3BLU-KA11	PSL-3BLK-KA11	PSL-3GRN-KA11	PSL-3RED-KA11	PSL-3WHT-KA11	PSL-3YEL-KA11	11	1
PSL-3BLU-KA12	PSL-3BLK-KA12	PSL-3GRN-KA12	PSL-3RED-KA12	PSL-3WHT-KA12	PSL-3YEL-KA12	12	1

\*Order number of sets required in multiples of Std. Pkg.

### Value Line Padlocks with Color Coded Labels



- Economical padlock has laminated steel body with case hardened, corrosion resistant steel shackle and double steel ball locking system
- All locks have black bumpers and are supplied with color coded self-laminating padlock labels. Labels are designed with blank write-on area for name and department designation and can be marked with pencil or Panduit Marking Pens found on [page 21](#). Labels sold separately, found on [page 39](#).
- 0.25" (6 mm) shackle diameter

Each lock keyed differently and supplied with 2 keys and colored padlock label

NOTE: These locks not suitable for custom engraving and cannot be master keyed or keyed alike.

Part Number		Description	Std. Pkg.*
3/4" (19 mm) Shackle	2" (51 mm) Shackle		
<b>PSL-5BLU</b>	—	Lock with Blue Padlock Label	6
<b>PSL-5BLK</b>	—	Lock with Black Padlock Label	6
<b>PSL-5GRN</b>	—	Lock with Green Padlock Label	6
<b>PSL-5RED</b>	<b>PSL-5RED-LS</b>	Lock with Red Padlock Label	6
<b>PSL-5WHT</b>	—	Lock with White Padlock Label	6
<b>PSL-5YEL</b>	—	Lock with Yellow Padlock Label	6

\*Order number required in multiples of Std. Pkg.

### Custom Lock Options

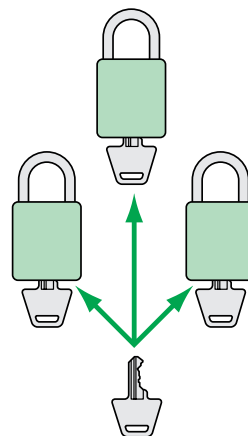
Padlocks are available with the following common lock options:

- Master keying
- Keyed-alike locks
- Variety of lock sizes and shackle lengths
- Available in brass for harsh environments
- Engraving available on PSL-4 Safety Lockout and PSL-11 High Security Padlocks

Contact your Local Distributor for details.

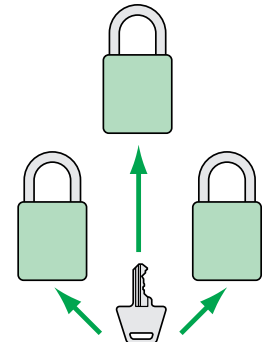
Note: Excludes PSL-5 Value Line Padlocks  
Custom locks are non-returnable

#### INDIVIDUALLY KEYED



MASTER KEY

#### KEYED-ALIKE SYSTEMS



# Panduit Corp. Generic Lock Order Form

One Form per Generic Lock Option

Fax orders to Panduit Corp. - Identification Products Division, Attn. Customer Service (770-889-9264).

Generic Locks are Non-Returnable

Date: \_\_\_\_\_

Panduit Sales Rep: \_\_\_\_\_

From: \_\_\_\_\_

Distributor: \_\_\_\_\_

Telephone #: \_\_\_\_\_

End-User: \_\_\_\_\_

Distributor Contact: \_\_\_\_\_

Telephone #: \_\_\_\_\_

Telephone #/Fax #: \_\_\_\_\_

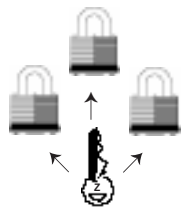
Account #: \_\_\_\_\_

Account #: \_\_\_\_\_

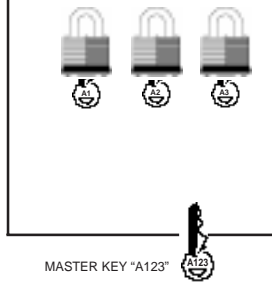
Lockout / Tagout Products

## Generic Padlock Options

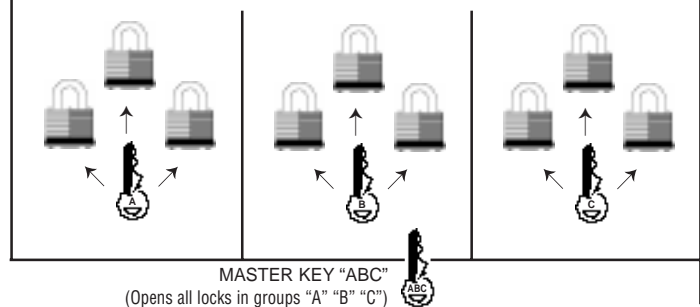
**KEYED ALIKE SYSTEM**



**INDIVIDUALLY KEYED AND MASTER KEYED**



**KEYED ALIKE AND MASTER KEYED**



MASTER KEY "A123"

MASTER KEY "ABC"  
(Opens all locks in groups "A" "B" "C")

Generic Lock Part Number	Description	Qty Min. 6/Lock Series	Notes (Colors, Key Numbers, Set Description)
--------------------------	-------------	---------------------------	---

**PSL-3 Laminated Steel Padlocks:** (Select from red, yellow, blue, black, green or white bumper colors)

GPSL-3KA	Keyed Alike Padlock - 3/4" Shackle		
GPSL-3LSKA	Keyed Alike Padlock - 2" Shackle		
GPSL-3MK	Master Keyed Padlock - 3/4" Shackle		
GPSL-3LSMK	Master Keyed Padlock - 2" Shackle		
GPSL-3MKEY	Master Key for a PSL-3 Master Keyed Padlock		
GPSL-3KAMK	Keyed Alike and Master Keyed Padlock - 3/4" Shackle		
GPSL-3LSKAMK	Keyed Alike and Master Keyed Padlock - 2" Shackle		

**PSL-4 Safety Lockout Padlocks:** (Select from red, yellow, blue, black, green, purple, orange or teal body colors)

GPSL-4KA	Keyed Alike Padlock		
GPSL-4LBKA	Keyed Alike Padlock - Long Body		
GPSL-4MK	Master Keyed Padlock		
GPSL-4LBMK	Master Keyed Padlock - Long Body		
GPSL-4MKEY	Master Key for a PSL-4 Master Keyed Padlock		
GPSL-4KAMK	Keyed Alike and Master Keyed Padlock		
GPSL-4LBKAMK	Keyed Alike and Master Keyed Padlock - Long Body		

\*Both regular and long body PSL-4 padlocks feature a 1 1/2" shackle.

**PSL-11 Anodized Aluminum Padlocks:** (Select from red, gold, blue, black, green, purple, orange or brown body colors)

GPSL-11KA	Keyed Alike Padlock - 1" Shackle		
GPSL-11LSKA	Keyed Alike Padlock - 3" Shackle		
GPSL-11MK	Master Keyed Padlock - 1" Shackle		
GPSL-11LSMK	Master Keyed Padlock - 3" Shackle		
GPSL-11MKEY	Master Key for a PSL-11 Master Keyed Padlock		
GPSL-11KAMK	Keyed Alike and Master Keyed Padlock - 1" Shackle		
GPSL-11LSKAMK	Keyed Alike and Master Keyed Padlock - 3" Shackle		

**For Pricing and Lead Time Information, Contact Customer Service at 888-506-5400, ext. 1777.**

# Custom Engraved Lock / Tag Order Form



Photocopy this form to obtain a quote.

All Panduit Metal Products (ties, marker plates, tags) and PSL-11 High Security Anodized Aluminum Locks\* can be custom marked by one of two computer controlled systems:

- Embosser
- Laser Marking System

There is a minimum release of 100 pieces for all custom marked ties, plates, and tags (minimum release quantity of 20 for custom marked locks).

Use the form below to obtain a quotation for custom marked stainless steel, brass, and aluminum marker plates and tags. Contact factory for custom marked anodized aluminum lock information. Upon receipt of this request for quote, PANDUIT will supply a quotation, product drawing or sample.

Please provide the following:

Company: \_\_\_\_\_  
 Address: \_\_\_\_\_  
 City \_\_\_\_\_ State \_\_\_\_\_ Zip \_\_\_\_\_  
 Contact Person: \_\_\_\_\_  
 Phone: \_\_\_\_\_  
 Fax: \_\_\_\_\_

(1)	(2)		(3)	(4)		(5)
Panduit Part Number	Marking Style		Quantity	Bar Coding		
	E	L		Y	N	

**Instructions:**

1. List Panduit part number of the product to be marked.
2. Indicate the marking style by listing the character size under E, or L.

**Marking Style Character Sizes**


E = Embossing      1/8", 3/16"  
 L = Laser            1/8", 3/16", 1/4", 5/16", 1/2"

3. Indicate the quantity required per legend.
4. Indicate if bar coding is needed. (Available on color tags only with Laser Marking.)
5. Indicate legend. Use multiple lines if you need more than one line of text per part number. Sequential numbering is available... simply list the starting and ending numbers, inclusive. Actual number of characters per line will vary depending on the metal product chosen and the character size chosen.

When completed, fax to:  
 PANDUIT CORPORATION  
 Custom Marking Coordinator  
 (815) 485-5839

\*PSL-11 High Security Anodized Aluminum Locks can be marked on laser systems only.

## Lockout Hasps



More than one worker can lockout the same energy source for added safety. Heavy duty hasps have tamper-proof design to eliminate vandalism.

Part Number	Description	Max. No. Locks	Std. Pkg.*
<b>PSL-MLD</b>	Multiple Lockout Device; includes lockout hasp and cable	6	1
<b>PSL-MLDH-X</b>	PSL-MLD Lockout Hasps without cable	6	10
<b>PSL-1</b>	Hasp with 1.0" (25 mm) Diameter Jaw and Overlapping Tabs	6	12
<b>PSL-1.5</b>	Hasp with 1.5" (38 mm) Diameter Jaw and Overlapping Tabs	6	12
<b>PSL-1 A</b>	Hasp with 1.0" (25 mm) Diameter Jaw	6	12
<b>PSL-1.5 A</b>	Hasp with 1.5" (38 mm) Diameter Jaw	6	12
<b>PSL-HD1</b>	Heavy Duty Hasp with 1.0" x 1.0" (25 x 25 mm) Clearance	5	12
<b>PSL-HD3</b>	Heavy Duty Hasp with 1.0" x 3.0" (25 x 76 mm) Clearance	7	12

## Metal I.D. Tags and Collars



PSL-TG1



PSL-SC



MTB1D-Q



MT172W38-C

Part Number	Description	Std. Pkg.*
<b>PSL-TG1</b>	Brass identification tag	12
<b>PSL-SC</b>	Shackle Collar for attaching tags to padlocks	12
<b>MTB1D-Q</b>	Brass identification tag 1.00" (25 mm) diameter	25
<b>MT172W38-C</b>	Stainless steel tag 1.72" x 0.38" (44 x 9 mm)	100

Fixturing for all brass and stainless steel tags is available for use with the Manual Indenter Marking Press. Consult factory.

## Padlock Eyes



- These padlock eyes can help bring you into compliance with OSHA standards, which require that equipment be modified to accept locks and lockout devices
- Surface mounted eyes are made of 0.13" (3 mm) hard wrought steel
- Tamper resistant inside mounting eyes - 2.50" (64 mm) wide, accept shackle diameters up to 0.63" (16 mm)

Part Number	Description	Std. Pkg.*
<b>PSL-PE1</b>	Padlock eyes, angled (Metal mounting screws included)	1
<b>PSL-PE2</b>	Padlock eyes, straight (Wood mounting screws included)	1

## Chain Attachment



- Optional 9.0" (229 mm) chain for permanently attaching lockouts at pre-designed locations.

Part Number	Description	Std. Pkg.*
<b>PSL-PC</b>	Heavy duty zinc plated steel chain with chain holder attached	1



### Group Lock Box



- Used when there are multiple employees and energy sources involved in a lockout procedure. Once all energy sources have been locked out, all keys are placed in the lock box. The leader places a lock on lock box until job is finished and all group members are cleared from work area.

Part Number	Description	Dimensions In. (mm)	Std. Pkg.*
<b>PSL-GLB</b>	Lock box for group lockouts	10.00 x 6.00 x 4.00 (254 x 152 x 102)	1

\*Order number required in multiples of Std. Pkg.

### Self-Laminating Padlock Labels



- Used to identify employees' locks. Employees sign the label, attach it to the padlock, and overwrap with the clear vinyl to protect the legend.
- Available in six colors for departmental coding
- One piece design is easy to use

Part Number	Description	Size In. (mm)	Std. Pkg.*
<b>PSL-PL1 BLU</b>	Blue Padlock Label	10.00 x 0.75 (254 x 19)	25
<b>PSL-PL1 BLK</b>	Black Padlock Label	10.00 x 0.75 (254 x 19)	25
<b>PSL-PL1 GRN</b>	Green Padlock Label	10.00 x 0.75 (254 x 19)	25
<b>PSL-PL1 RED</b>	Red Padlock Label	10.00 x 0.75 (254 x 19)	25
<b>PSL-PL1 WHT</b>	White Padlock Label	10.00 x 0.75 (254 x 19)	25
<b>PSL-PL1 YEL</b>	Yellow Padlock Label	10.00 x 0.75 (254 x 19)	25

\*Order number required in multiples of Std. Pkg.

### Write-on Safety Tags



All tags have a write-on surface that accepts pen, pencil or marker pens. Can be permanently marked with Panduit Marker Pens shown on [page 21](#).

Available in 2 styles:

#### PVT Lockout Tags

- Meet OSHA Standard 1910.147 requirements for tagout applications
- Semi-rigid plastic tags with a 0.38" (9 mm) brass grommet for greater strength and increased durability
- Tags can be attached with a lockout device or with a Panduit PLT2S nylon tie (50 lb. loop tensile strength) supplied with each tag
- PVT\*-Q Package consists of 25 tags and 25 PLT2S cable ties
- PVT-\* Package consists of 5 tags and 5 PLT2S cable ties

#### PCT Lockout Tags

- Economical card stock tags for indoor or temporary use
- Package consists of 25 tags and 25 PLT 1.5I cable ties (do not meet 50 lb. loop tensile strength requirement)



Part Number	Material	Size In. (mm)	Tags & Ties/ Pkg.	Std. Pkg.*
<b>PVT*</b>	GMV5 Semi-Rigid Plastic	3.00 x 5.75 (76 x 146)	5	1 Pkg.
<b>PVT*-Q</b>	GMV5 Semi-Rigid Plastic	3.00 x 5.75 (76 x 146)	25	1 Pkg.
<b>PCT*-Q</b>	Card Stock	3.00 x 5.75 (76 x 146)	25	1 Pkg.

\*Order number of packages required in multiples of Std. Pkg.

## Write-on Safety Tags (cont.)

Front Side of Tags (Back side is indicated by Style A, B or C under part number and shown in box below).



**PVT-97**  
PVT-97-Q  
PCT-97-Q  
Style B



**PVT-40-Q**  
PCT-40-Q  
Style A



**PVT-227-Q**  
PCT-227-Q  
Style A



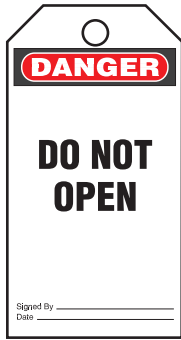
**PVT-146-Q**  
PCT-146-Q  
Style A



**PVT-147-Q**  
PCT-147-Q  
Style A



**PVT-148-Q**  
PCT-148-Q  
Style A




**PVT-149-Q**  
PCT-149-Q  
Style A



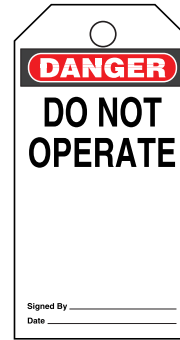
**PVT-150-Q**  
PCT-150-Q  
Style A



**PVT-41**  
PVT-152-Q  
PCT-152-Q  
Style A



**PVT-153-Q**  
PCT-153-Q  
Style A



**PVT-15**  
PVT-15-Q  
PCT-15-Q  
Style C



**PVT-42-Q**  
PCT-42-Q  
Style A




**PVT-43**  
PVT-43-Q  
PCT-43-Q  
Style A



**PVT-23**  
PVT-23-Q  
PCT-23-Q  
Style C



**PVT-99**  
PVT-99-Q  
PCT-99-Q  
Style B



**PVT-44**  
PVT-44-Q  
PCT-44-Q  
Style A

### Back Side of Tags

**DANGER**

**DO NOT REMOVE THIS TAG**

REMARKS

SEE OTHER SIDE

Style A

**DANGER**

**THIS TAG MUST NOT BE REMOVED BY ANYONE EXCEPT THE PERSON WHO SIGNED AND ATTACHED IT. ANY VIOLATION OF THIS RULE WILL BE CAUSE FOR IMMEDIATE DISCHARGE. HANDS OFF!!**

**SEE OTHER SIDE**

Style B

**DANGER**

**DO NOT REMOVE THIS TAG**

**TO DO SO WITHOUT AUTHORIZATION WILL MEAN IMMEDIATE DISCHARGE. IT IS HERE FOR A PURPOSE. SEE OTHER SIDE**

Style C

## Write-on Safety Tags (cont.)

Front Side of Tags (Back side is indicated by Style A, B or C under part number and shown in box below).

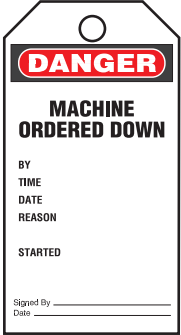





 <b>PVT-45-Q</b> <b>PCT-45-Q</b> Style A	 <b>PVT-155-Q</b> <b>PCT-155-Q</b> Style A	 <b>PVT-157-Q</b> <b>PCT-157-Q</b> Style A	 <b>PVT-48-Q</b> Style A	 <b>PVT-156</b> <b>PVT-156-Q</b> <b>PCT-156-Q</b> Style A	 <b>PVT-49-Q</b> Style A
---	---	---	--------------------------------	---	--------------------------------


 <b>PVT-51-Q</b> <b>PCT-51-Q</b> Style A	 <b>PVT-52-Q</b> <b>PCT-52-Q</b> Style A	 <b>PVT-158-Q</b> <b>PCT-158-Q</b> Style A	 <b>PVT-2-Q</b> <b>PCT-2-Q</b> Style C	 Front <b>PVT-30</b> <b>PVT-30-Q</b> <b>PCT-30-Q</b>	 Back
---	---	---	---	--	----------

 <b>PVT-96</b> <b>PVT-96-Q</b> <b>PCT-96-Q</b> Style B	 Front <b>PVT-160-Q</b> <b>PCT-160-Q</b>	 Back	 <b>PVT-57-Q</b> <b>PCT-57-Q</b> Style A	<h3>Back Side of Tags</h3> <table border="0"> <tr> <td style="text-align: center;">                   Style A             </td> <td style="text-align: center;">                   Style B             </td> <td style="text-align: center;">                   Style C             </td> </tr> </table>	 Style A	 Style B	 Style C
 Style A	 Style B	 Style C					


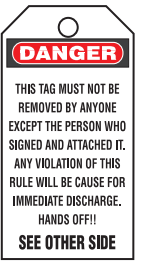

## Write-on Safety Tags (cont.)

Front Side of Tags (Back side is indicated by Style A, B or C under part number and shown in box below).





 <p><b>PVT-27-Q</b> <b>PCT-27-Q</b> Style C</p>	 <p><b>PVT-31-Q</b> Style C</p>	 <p><b>PVT-60-Q</b> <b>PCT-60-Q</b> Style A</p>	 <p><b>PVT-7-Q</b> Style C</p>	 <p><b>PVT-26-Q</b> <b>PCT-26-Q</b> Style C</p>	 <p><b>PVT-59-Q</b> <b>PCT-59-Q</b> Style A</p>
--	--	--	--	--	--

 <p><b>PVT-9-Q</b> <b>PCT-9-Q</b> Style C</p>	 <p>Front</p>	 <p>Back</p>	 <p><b>PVT-62-Q</b> <b>PCT-62-Q</b> Style A</p>	 <p><b>PVT-238-Q</b> <b>PCT-238-Q</b> Style A</p>
---	---	--	--	---

**Back Side of Tags**

 <p>Style A</p>	 <p>Style B</p>	 <p>Style C</p>
--	--	--

## Bilingual Write-on Safety Tags

 <p>Front</p>	 <p>Back</p>	 <p>Front</p>	 <p>Back</p>
<p><b>PVT-97S-Q</b></p>		<p><b>PVT-165-Q</b> <b>PCT-165-Q</b></p>	

Bilingual and Spanish Write-on Safety Tags (cont.)



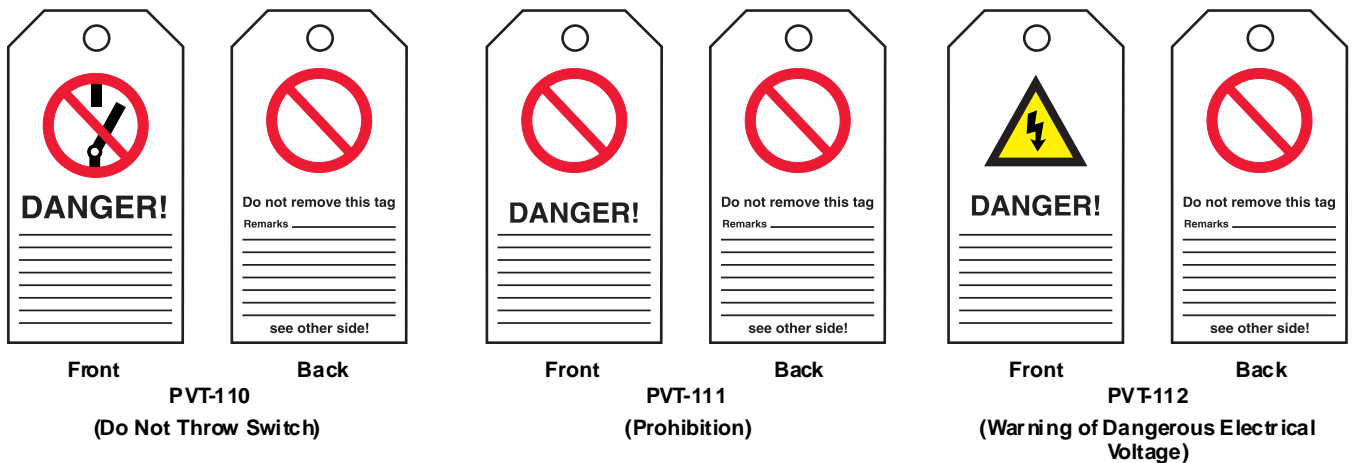
ISO Symbol Safety Tags



Part Number	Language	Tags & Ties/Pkg	Std. Pkg.*
PVT-***	English	5	1 Pkg.
PVT-***-NL	Dutch		
PVT-***-F	French		
PVT-***-D	German		
PVT-***-I	Italian		
PVT-***-N	Norwegian		
PVT-***-P	Portuguese		
PVT-***-E	Spanish		

- The International Organization for Standardization (ISO) has established a system to communicate safety information without the use of words
- Package consists of 5 tags and 5 PLT2S (50lb. loop tensile strength) nylon cable ties
- GMV5 Semi-rigid plastic tags have write-on surface and are 3.00" x 5.75" (76 x 146 mm)
- Available in 8 languages

\*Order number of packages required in multiples of Std. Pkg.



## Self Laminating Photo Tags

- GMV4 Semi-rigid plastic with polyester laminate to protect photo and other written data
- Package includes one PLT2S (50lb. loop tensile strength) nylon cable tie for each tag
- Tags have write-on surface and are 3.00" x 5.75" (76 x 146 mm)
- Available in 8 languages

Part Number	Language	Tags Ties/ Pkg.	Std. Pkg.*
PST-3	English	5	1 Pkg.
PST-3-Q	English	25	
PST-10	English	5	
PST-10-NL	Dutch	5	
PST-10-F	French	5	
PST-10-D	German	5	
PST-10-I	Italian	5	
PST-10-N	Norwegian	5	
PST-10-P	Portuguese	5	
PST-10-E	Spanish	5	



\*Order number of packages required in multiples of Std. Pkg.

## Replacement Nylon Ties

- In addition to the PLT1.5I and PLT2S nylon ties supplied with our lockout tags, Panduit offers other ties in different sizes, colors and materials which can be used with tags. Contact factory for details.

Part Number	Material	Approximate Length In. (mm)	Min. Loop Tensile Strength Lbs. (N)	Std. Pkg.*
PLT1.5I-C	Natural Nylon 6.6 (Indoor)	5.6 (142)	40 (178)	100
PLT2S-C†		7.4 (188)	50 (222)	100
PLT1.5I-C0	Weather Resistant Nylon 6.6	5.6 (142)	40 (178)	100
PLT2S-C0†		7.4 (188)	50 (222)	100

\*Order number of ties required in multiples of Std. Pkg.

†PLT2S ties meet OSHA's 50lb. tensile strength tag attachment requirement

## Label Dispensers

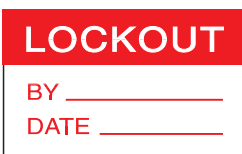


- Self-adhesive labels with write-on surface in handy dispenser

Part Number	Material	Size In. (mm)	Labels/ Dispenser	Std. Pkg.*
PLD-*	GMM Subsurface Printed Polyester	1.50 x 1.00 (38 x 25)	200	1 disp.

\*Order number of dispensers required in multiples of Std. Pkg.

Panduit offers other standard label dispensers to meet many labeling requirements. Contact factory for details.



PLD-68



PLD-72



## Circuit Breaker Directory Sign



- Eliminate the guesswork when identifying power sources — a must for lockout/tagout compliance
- Adhesive paper sign designed to provide clear identification of circuit breaker connections, list up to 40 circuits

Part Number	Description	Size In. (mm)	Std. Pkg.*
PES-S1	Circuit Breaker Directory Sign	13.00 x 5.50 (330 x 140)	1 Pkg. (5 signs)

\*Order number of packages required in multiples of Std. Pkg.



## Standout (3D) Lockout Sign



- Rigid acrylic standout sign will identify the location of locks, lockout devices and tags from any vantage point on the plant floor
- Stands out 4.00" (102 mm) from the wall
- Pre-drilled holes as well as self-adhesive mounting pads and mounting screws and washers are provided for quick and easy installation

Part Number	Description	Size In. (mm)	Std. Pkg.*
PAS-LOTO	Standout (3D) Lockout Sign	6.00 x 8.75 (152 x 222)	1

\*Order number of signs required in multiples of Std. Pkg.



## Lockout Signs

### GMV1 Indoor Adhesive Vinyl (Type PVS)

- Economical, general purpose signs for use in most environments
- Very good adhesive properties when applied to a clean surface

### GMM Indoor/Outdoor Sub-Surface Printed Adhesive Polyester (Type PPS)

- High quality signs for use indoors and outdoors
- Excellent resistance to UV light, chemical atmosphere, and abrasion
- Excellent life and adhesion properties
- Printed graphics are protected by clear polyester laminate

### GMPE1 Indoor/Outdoor Rigid Polyethylene (Type PRS)

- Rugged signs for indoors and outdoors
- Abrasion resistant
- Used where adhesives will not work

Part Number Prefix			Width x Height In. (mm)	Signs/ Card	Std. Pkg.*
Adhesive Vinyl	Adhesive Polyester	Rigid Polyethylene			
PVS0204	—	—	2.25 x 4.50 (57 x 114)	2	5 Cards
PVS0305	PPS0305	—	3.50 x 5.00 (89 x 127)	2	5 Cards
PVS0503	—	—	5.00 x 3.50 (127 x 89)	—	5 Signs
PVS0505	PPS0505	—	5.00 x 5.00 (127 x 127)	—	5 Signs
PVS0507	—	—	5.00 x 7.00 (127 x 178)	—	5 Signs
PVS0705	—	—	7.00 x 5.00 (178 x 127)	—	5 Signs
PVS0710	PPS0710	<b>PRS0710</b>	7.00 x 10.00 (178 x 254)	—	1 Sign
PVS1007	—	<b>PRS1007</b>	10.00 x 7.00 (254 x 178)	—	1 Sign
—	—	<b>PRS1014</b>	10.00 x 14.00 (254 x 356)	—	1 Sign
—	—	<b>PRS2014</b>	20.00 x 14.00 (508 x 356)	—	1 Sign

\*Order number required in multiples of Std. Pkg.

## Lockout / Tagout Safety Signs

See [page 45](#) for information on part number sizes and materials.



PVS0204C531



PVS0710C180  
PRS0710C180



PRS0710D83



PVS0204C523



PVS0204C176



PVS0204C175  
PVS0507C175



**PVS0204C171**  
PVS0710C171



PVS0204C177



**PVS0204W172**  
PVS0710W172



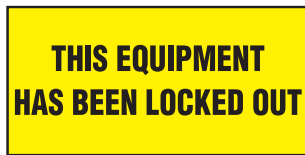
PVS0204C179



PVS0204C529



PVS0204C501



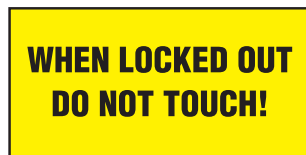
PVS0204C526



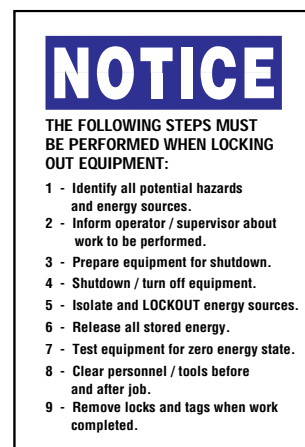
**PVS0710C173**  
PRS0710C173



PVS0204C524



PVS0204C525



**PVS0503N458**  
**PVS0705N458**  
**PVS1007N458**  
**PRS1007N458**



**PRS2014N182**



## Voltage and Fiber Optic Markers - Two styles:



### Adhesive Marker Cards

- Durable GMV1 Indoor Vinyl Material
- Available in 3 sizes



### Snap-On Markers (Non-Adhesive)

- Pre-coiled, sub-surface printed markers for indoor use
- Available in 3 sizes
- GMPET Polyester

Style	Type	Pipe / Conduit Outside Diameter In. (mm)	Marker Size In. (mm)	Markers/ Card	Color	Std. Pkg.*
A	Adhesive Marker Cards	3.00 (76) and Over	9.00 x 2.25 (229 x 57)	1	Black on Orange	5 Cards
B		1.25 - 3.00 (32 - 76)	4.50 x 1.13 (114 x 29)	4		
C		1.25 (32) and Under	2.25 x 0.50 (57 x 13)	18		
M	Snap-On Markers (Non-Adhesive)	2.25 - 6.00 (57 - 152)	14.00 x 23.00 (356 x 584)	1		1 Marker
R		0.75 - 2.25 (19 - 57)	8.00 x 8.00 (203 x 203)	1		
L		0.50 - 0.75 (13 - 19)	3.00 x 4.00 (76 x 102)	1		

\*For Styles A, B, and C, order number of cards required in multiples of Std. Pkg.; for Styles M, R and L, order number of markers required in multiples of Std. Pkg.

Part Number†						Legend
Style A	Style B	Style C	Style M	Style R	Style L	
PCV-VOLTSA	PCV-VOLTSB	PCV-VOLTSC	—	—	—	— Volts
PCV-110A	PCV-110B	<b>PCV-110C</b>	—	—	—	110 Volts
PCV-115A	<b>PCV-115B</b>	<b>PCV-115C</b>	—	—	—	115 Volts
<b>PCV-120A</b>	<b>PCV-120B</b>	<b>PCV-120C</b>	PCV-120M	PCV-120R	—	120 Volts
<b>PCV-120/208A</b>	<b>PCV-120/208B</b>	<b>PCV-120/208C</b>	PCV-120/208M	PCV-120/208R	—	120/208 Volts
<b>PCV-208A</b>	<b>PCV-208B</b>	<b>PCV-208C</b>	PCV-208M	PCV-208R	—	208 Volts
<b>PCV-220A</b>	<b>PCV-220B</b>	<b>PCV-220C</b>	—	—	—	220 Volts
PCV-230A	<b>PCV-230B</b>	<b>PCV-230C</b>	—	—	—	230 Volts
<b>PCV-240A</b>	<b>PCV-240B</b>	<b>PCV-240C</b>	—	—	—	240 Volts
PCV-240/480A	PCV-240/480B	PCV-240/480C	—	—	—	240/480 Volts
PCV-250A	PCV-250B	PCV-250C	—	—	—	250 Volts
PCV-277A	<b>PCV-277B</b>	<b>PCV-277C</b>	—	—	—	277 Volts
<b>PCV-277/480A</b>	<b>PCV-277/480B</b>	<b>PCV-277/480C</b>	—	—	—	277/480 Volts
PCV-380A	<b>PCV-380B</b>	PCV-380C	—	—	—	380 Volts
PCV-415A	PCV-415B	PCV-415C	—	—	—	415 Volts
PCV-440A	<b>PCV-440B</b>	<b>PCV-440C</b>	—	—	—	440 Volts
PCV-460A	<b>PCV-460B</b>	<b>PCV-460C</b>	—	—	—	460 Volts
<b>PCV-480A</b>	<b>PCV-480B</b>	PCV-480C	PCV-480M	PCV-480R	—	480 Volts
PCV-550A	PCV-550B	PCV-550C	—	—	—	550 Volts
PCV-600A	PCV-600B	PCV-600C	PCV-600M	PCV-600R	—	600 Volts
PCV-2200A	PCV-2200B	—	—	—	—	2200 Volts
PCV-2300A	PCV-2300B	PCV-2300C	—	—	—	2300 Volts
PCV-2400A	PCV-2400B	PCV-2400C	—	—	—	2400 Volts
<b>PCV-4160A</b>	<b>PCV-4160B</b>	PCV-4160C	PCV-4160M	—	—	4160 Volts
PCV-4800A	PCV-4800B	—	—	—	—	4800 Volts
PCV-5000A	PCV-5000B	—	—	—	—	5000 Volts
PCV-6900A	PCV-6900B	—	—	—	—	6900 Volts
PCV-7200A	PCV-7200B	—	—	—	—	7200 Volts
PCV-12000A	PCV-12000B	PCV-12000C	—	—	—	12000 Volts
PCV-12470A	PCV-12470B	PCV-12470C	—	—	—	12470 Volts

†Most legends also available in Spanish and Portuguese. To order, add part number suffix -E for Spanish or -P for Portuguese

More legends shown on the following page.

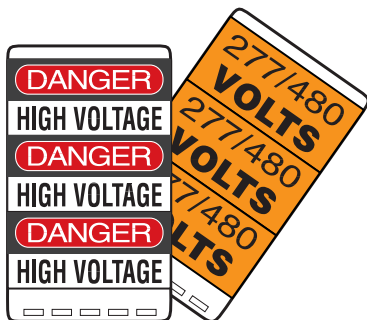
## Voltage and Fiber Optic Markers (cont.)

Part Number†						Legend
Style A	Style B	Style C	Style M	Style R	Style L	
PCV-13000A	PCV-13000B	—	—	—	—	13000 Volts
<b>PCV-13200A</b>	PCV-13200B	PCV-13200C	—	—	—	13200 Volts
<b>PCV-13800A</b>	PCV-13800B	PCV-13800C	—	—	—	13800 Volts
PCV-ACA	PCV-ACB	PCV-ACC	—	—	—	AC
PCV-DCA	PCV-DCB	PCV-DCC	—	—	—	DC
PCV-A/CA	PCV-A/CB	PCV-A/CC	—	—	—	Air Cond.
PCV-BLANKA	PCV-BLANKB	PCV-BLANKC	—	—	—	Blank-No Legend
PCV-CHTA	PCV-CHTB	PCV-CHTC	PCV-CHTM	PCV-CHTR	—	Caution-Heat Traced
PCV-CNA	PCV-CNB	PCV-CNC	—	—	—	Circuit #
PCV-CBA	PCV-CBB	PCV-CBC	—	—	—	Circuit Breaker
PCV-EOOSA	PCV-EOOSB	PCV-EOOSC	—	—	—	Electric Out of Service
PCV-ESA	PCV-ESB	PCV-ESC	—	—	—	Emergency Service
PCV-EXL TSA	PCV-EXL TSB	PCV-EXL TSC	—	—	—	Exit Lights
PCV-FAA	PCV-FAB	PCV-FAC	—	—	—	Fire Alarm
<b>PCV-FOA</b>	<b>PCV-FOB</b>	<b>PCV-FOC</b>	PCV-FOM	<b>PCV-FOR</b>	PCV-FOL	Fiber Optic
PCV-FOA-A	PCV-FOB-A	PCV-FOC-A	—	—	—	Fibre Optic
PCV-FOCA	PCV-FOCB	PCV-FOCC	PCV-FOCM	PCV-FOCR	—	Fiber Optic Cable
PCV-FOSA	PCV-FOSB	PCV-FOSC	—	—	—	✱ (Fiber Optic Symbol)
PCV-FBOXA	PCV-FBOXB	PCV-FBOXC	—	—	—	Fuse Box
PCV-HTCRTA	PCV-HTCRTB	PCV-HTCRTC	—	—	—	Heating Circuit
PCV-INSAA	PCV-INSAB	PCV-INSAC	—	—	—	Intrinsically Safe
PCV-INTRA	PCV-INTRB	PCV-INTRC	—	—	—	Intrinsic Safety Wiring
PCV-L TSA	PCV-L TSB	PCV-L TSC	—	—	—	Lights
PCV-L/PA	PCV-L/PB	PCV-L/PC	—	—	—	Light & Power
PCV-MAINA	PCV-MAINB	PCV-MAINC	—	—	—	Main
PCV-OOA	PCV-OOB	PCV-OOC	—	—	—	On/Off
PCV-PWRA	PCV-PWRB	PCV-PWRC	—	—	—	Power
PCV-1PHA	<b>PCV-1PHB</b>	<b>PCV-1PHC</b>	—	—	—	Single Phase
PCV-SPAREA	PCV-SPAREB	PCV-SPAREC	—	—	—	Spare
PCV-TELEA	PCV-TELEB	PCV-TELEC	—	—	—	Telephone
<b>PCV-3PHA</b>	<b>PCV-3PHB</b>	<b>PCV-3PHC</b>	—	—	—	Three Phase

†Most legends also available in Spanish and Portuguese. To order, add part number suffix -E for Spanish or -P for Portuguese

## Marker Books

GMV1 Vinyl



Marker Size:  
1.50" x 3.25" (38 x 82 mm)

Part Number	Legend	Markers/ Page	Markers/ Book	Std. Pkg.*
<b>Voltage Markers</b>				
<b>PCVB-110</b>	110 Volts	3	30	1 Book
<b>PCVB-220</b>	220 Volts			
<b>PCVB-277</b>	277 Volts			
<b>PCVB-277/480</b>	277/480 Volts			
PCVB-440	440 Volts			
<b>PCVB-480</b>	480 Volts			
PCVB-550	550 Volts			
PCVB-4160	4160 Volts			
<b>Safety Signs</b>				
<b>PSSB-13</b>	Danger High Voltage	3	30	1 Book

\*Order number of books required in multiples of Std. Pkg.

## Voltage and Ampere Markers



- Durable GMC1 vinyl cloth markers
- Black legend on yellow background

Style	Marker Size In. (mm)	Markers/ Card
PESC-A**	8.98 x 2.24 (228 x 57)	1
PESC-B**	4.49 x 1.02 (114 x 26)	4
PESC-C**	2.24 x 0.51 (57 x 13)	18
PESC-D**	1.12 x 0.51 (28 x 13)	36
PESC-F**	0.75 x 0.35 (19 x 9)	48

Part Number					Legend	Color (Legend/ Bkgrnd)	Material	Std. Pkg.*
Style A	Style B	Style C	Style D	Style F				
PESC-A-5V	PESC-B-5V	PESC-C-5V	PESC-D-5V	—	5 Volt	Black/Yellow	GMC1 Vinyl Cloth	5 Cards
PESC-A-6V	PESC-B-6V	PESC-C-6V	PESC-D-6V	—	6 Volt			
PESC-A-12V	PESC-B-12V	PESC-C-12V	PESC-D-12V	—	12 Volt			
PESC-A-24V	PESC-B-24V	PESC-C-24V	PESC-D-24V	—	24 Volt			
PESC-A-48V	PESC-B-48V	PESC-C-48V	PESC-D-48V	—	48 Volt			
PESC-A-60V	PESC-B-60V	PESC-C-60V	PESC-D-60V	—	60 Volt			
PESC-A-110V	PESC-B-110V	PESC-C-110V	PESC-D-110V	—	110 Volt			
PESC-A-220V	PESC-B-220V	PESC-C-220V	PESC-D-220V	—	220 Volt			
PESC-A-230V	PESC-B-230V	PESC-C-230V	PESC-D-230V	—	230 Volt			
PESC-A-240V	PESC-B-240V	PESC-C-240V	PESC-D-240V	—	240 Volt			
PESC-A-380V	PESC-B-380V	PESC-C-380V	PESC-D-380V	—	380 Volt			
PESC-A-400V	PESC-B-400V	PESC-C-400V	PESC-D-400V	—	400 Volt			
PESC-A-440V	PESC-B-440V	PESC-C-440V	PESC-D-440V	—	440 Volt			
PESC-A-500V	PESC-B-500V	PESC-C-500V	PESC-D-500V	—	500 Volt			
PESC-A-600V	PESC-B-600V	PESC-C-600V	PESC-D-600V	—	600 Volt			
—	—	—	—	PESC-F-L1	L1			
—	—	—	—	PESC-F-L2	L2			
—	—	—	—	PESC-F-L3	L3			
—	—	—	—	PESC-F-N	N			
—	—	—	—	PESC-F-LPLS	L+			
—	—	—	—	PESC-F-LMIN	L-			
—	—	—	—	PESC-F-M	M			
—	—	—	—	PESC-F-AC	AC			
—	—	—	—	PESC-F-DC	DC			
—	—	—	—	PESC-F-ON	On			
—	—	—	—	PESC-F-OFF	Off			
—	—	—	—	PESC-F-VOLT	Volt			
—	—	—	—	PESC-F-2A	2A			
—	—	—	—	PESC-F-4A	4A			
—	—	—	—	PESC-F-6A	6A			
—	—	—	—	PESC-F-10A	10A			
—	—	—	—	PESC-F-16A	16A			
—	—	—	—	PESC-F-25A	25A			
—	—	—	—	PESC-F-35A	35A			
—	—	—	—	PESC-F-50A	50A			
—	—	—	—	PESC-F-63A	63A			
—	—	—	—	PESC-F-75A	75A			

\*Order number of cards required in multiples of Std. Pkg.  
Most commonly used parts appear in **BOLD**.

# Panduit Corp. Generic Conduit and Voltage Marker Order Form

One Form per Generic Marker Option

Fax orders to Panduit Corp. - Identification Products Division, Attn. Customer Service (770-889-9264).

**Generic Markers are Non-Returnable**

Date: \_\_\_\_\_  
 From: \_\_\_\_\_  
 Telephone #: \_\_\_\_\_  
 End-User: \_\_\_\_\_  
 \_\_\_\_\_  
 Telephone #: \_\_\_\_\_  
 Account #: \_\_\_\_\_

Panduit Sales Rep: \_\_\_\_\_  
 Distributor: \_\_\_\_\_  
 \_\_\_\_\_  
 Distributor Contact: \_\_\_\_\_  
 Telephone #/Fax #: \_\_\_\_\_  
 Account #: \_\_\_\_\_

## Generic Conduit and Voltage Marker Options

### Pressure Sensitive Adhesive GMV1 Vinyl Conduit and Voltage Markers

# LEGEND

**STYLE A**

Marker size: 2.25" x 9" - 1 marker per card  
 Character height: 1.75"

LEGEND	LEGEND
LEGEND	LEGEND

**STYLE B**

Marker size: 1.125" x 4.5" - 4 markers per card  
 Character height: .75"

LEGEND	LEGEND	LEGEND	LEGEND	LEGEND	LEGEND	LEGEND	LEGEND	LEGEND	LEGEND	LEGEND	LEGEND	LEGEND	LEGEND	LEGEND	LEGEND	LEGEND	LEGEND	LEGEND	LEGEND
--------	--------	--------	--------	--------	--------	--------	--------	--------	--------	--------	--------	--------	--------	--------	--------	--------	--------	--------	--------

**STYLE C**

Marker size: .50" x 2.25" - 18 markers per card  
 Legend on one line - Character height: .3125"

Minimum Order Quantity: 10 cards per legend per size and in multiples of 5 cards.

Part Desired	Quantity of Cards	Part Number	Legend Color	Backgrnd Color	Style	Markers/ Card
✓		GPCV-AO	BLACK	ORANGE	A	1
		GPCV-BO	BLACK	ORANGE	B	4
		GPCV-CO	BLACK	ORANGE	C	18
		GPCV-AY	BLACK	YELLOW	A	1
		GPCV-BY	BLACK	YELLOW	B	4
		GPCV-CY	BLACK	YELLOW	C	18



**Print Legend Required**

Legend to fit on one line. Max. 17 characters including spaces.

\*Note: In Style B and C, if you want several different legends on a card, draw the lines to signify label division on the legend area. Write in the different legends needed.

**For Pricing and Lead Time Information, Contact Customer Service at 888-506-5400, ext. 1777.**

Form: ID-0165

Approved by MD \_\_\_\_\_

3MAR99

Property of Panduit Corp.

### Semi-Rigid Snap-On GMPET Polyester Conduit and Voltage Markers



-Protected graphics  
 -6 Reversible legends per marker  
 Character height: Size M - .50"  
 Size R - .75"

Minimum Order Quantity: 10 markers per legend per size

Part Desired	Quantity of Markers	Part Number	Legend Color	Backgrnd Color	Style	Length of Marker	Conduit O.D. Range
✓		GPCV-RO	BLACK	ORANGE	R	8"	3/4" - 2 1/4"
		GPCV-MO	BLACK	ORANGE	M	14"	2 1/2" - 6"
		GPCV-RY	BLACK	YELLOW	R	8"	3/4" - 2 1/4"
		GPCV-MY	BLACK	YELLOW	M	14"	2 1/2" - 6"



**Print Legend Required**

Legend to fit on one line. Max. 19 characters including spaces.

## Electrical Labels in Dispenser




- Packaged in a dispenser for label protection and your convenience
- Made of durable, write-on material
- Other legends available for Quality Applications (see [page 96](#))

Part Number	Material	Label Size In. (mm)	Labels/Dispenser	Std. Pkg.*
PLD-*	GMM Polyester	1.50 x 1.00 (38 x 25)	200	1 Disp.



**PLD-52**  
ISO 3864

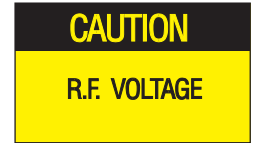


**PLD-82**  
NEC 210-4(d)



**PLD-36** 120V  
**PLD-44** 208V

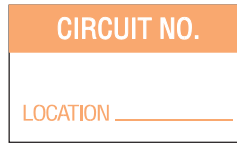
**PLD-37** 220V  
**PLD-45** 230V  
**PLD-38** 240V  
**PLD-46** 277V  
**PLD-47** 277V/480V  
**PLD-48** 380V  
**PLD-39** 440V  
**PLD-40** 460V



**PLD-32**



**PLD-76**  
NEC 110.22



**PLD-12**



**PLD-43**



**PLD-67**  
NEC 110-31



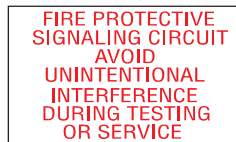
**PLD-75**  
NEC 800



**PLD-74**



**PLD-73**  
NEC 700.9A



**PLD-79**  
NEC 760.4



**PLD-56**  
ISO 3864



**PLD-80**  
NEC 504.80(b)



**PLD-81**  
NEC 230.70(b)



**PLD-54**



**PLD-53**

Part Number	Material	Label Size In. (mm)	Labels/Dispenser	Std. Pkg.*
<b>PLD-57</b>	GMM Polyester	0.75 (19)	300	1 Disp.
<b>PLD-70</b>	GMM Polyester	1.00 x 0.38 (25 x 10)	800	
<b>PLD-69</b>	GMM Polyester	1.00 x 0.38 (25 x 10)	800	
<b>PLD-71</b>	GMM Polyester	2.00 x 1.00 (51 x 25)	150	



**PLD-57**  
ISO 3864



**PLD-70**  
NEC 210.8



**PLD-69**  
NEC 210



**PLD-71**  
NEC 240.53

\*Order number of dispensers required in multiples of Std. Pkg.  
Most commonly used parts appear in **BOLD**.

## Electrical Symbols on Cards

Part Number Prefix	Marker Size In. (mm)	Markers/ Card	Material	Std. Pkg.*
PESC-H*	0.51 x 0.51 (13 x 13)	60	GMC1 Vinyl Cloth	10 Cards
PESC-J*	0.75 x 0.75 (19 x 19)	36		

\*Order number of cards required in multiples of Std. Pkg.



**PESC\*-PE**  
Protective conductor



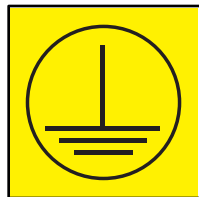
**PESC\*-PU**  
Protective conductor - no earth



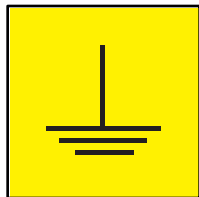
**PESC\*-PEN**  
Neutral conductor with protective function (PEN conductor)



**PESC\*-N**  
Neutral conductor




**PESC\*-EC**  
Safety function



**PESC\*-E**  
Earth (ground)



**PESC\*-DT**  
Splash proof against splashes from all directions (per DIN 40050 Part 2)



**PESC\*-AT**  
Warning of dangerous electrical voltage




**PESC\*-LT**  
Warning of laser beam



**PESC\*-HT**  
Static sensitive device - handling precautions required



**PESC\*-BT**  
Warning of battery hazards



**PESC\*-SI**  
Protective isolation


## Electrical Labels

Part Number	Material	Label Size In. (mm)	Labels/ Pkg.	Std. Pkg.*
<b>WL25</b>	GMY Polyester	3.50 x 1.50 (89 x 38)	50	1 Pkg.
<b>WL32</b>	GMV1OL Vinyl	1.50 (38) Triangle	50	
<b>WL33</b>	GMV1OL Vinyl	4.50 (114) Triangle	50	

\*Order number of packages required in multiples of Std. Pkg.



**WL25**



**WL32**  
ISO 3864



**WL33**  
ISO 3864



## Safety Signs

### GMV1 Indoor Adhesive Vinyl (Type PVS)

- Economical, general purpose signs for use in most environments
- Very good adhesive properties when applied to a clean surface

### GMM Indoor/Outdoor Sub-Surface Printed Adhesive Polyester (Type PPS)

- High quality signs for use indoors and outdoors
- Excellent resistance to UV light, chemical atmosphere, and abrasion
- Excellent life and adhesion properties
- Printed graphics are protected by clear polyester laminate

### GMPE1 Indoor/Outdoor Rigid Polyethylene (Type PRS)

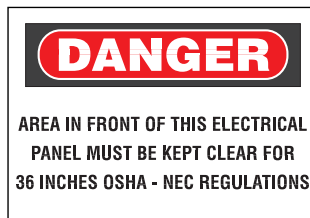
- Rugged signs for indoors and outdoors
- Abrasion resistant
- Used where adhesives will not work

Part Number Prefix			Width x Height In. (mm)	Signs/ Card	Std. Pkg.*
Adhesive Vinyl	Adhesive Polyester	Rigid Polyethylene			
—	<b>PPS0202</b>	—	2.25 x 2.25 (57 x 57)	4	5 Cards
<b>PVS0204</b>	—	—	2.25 x 4.50 (57 x 114)	2	5 Cards
<b>PVS0305</b>	<b>PPS0305</b>	—	3.50 x 5.00 (89 x 127)	2	5 Cards
<b>PVS0505</b>	<b>PPS0505</b>	—	5.00 x 5.00 (127 x 127)	—	5 Signs
—	—	<b>PRS0507</b>	5.00 x 7.00 (127 x 178)	—	5 Signs
<b>PVS0705</b>	—	—	7.00 x 5.00 (178 x 127)	—	5 Signs
<b>PVS0710</b>	<b>PPS0710</b>	<b>PRS0710</b>	7.00 x 10.00 (178 x 254)	—	1 Sign
—	—	<b>PRS0910</b>	9.00 x 10.00 (229 x 254)	—	1 Sign
—	—	<b>PRS1007</b>	10.00 x 7.00 (254 x 178)	—	1 Sign
—	<b>PPS1014</b>	<b>PRS1014</b>	10.00 x 14.00 (254 x 356)	—	1 Sign
—	—	<b>PRS1420</b>	14.00 x 20.00 (356 x 508)	—	1 Sign

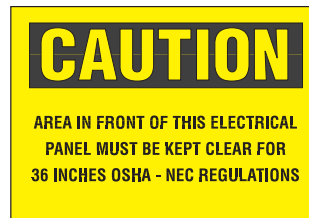
\*Order number required in multiples of Std. Pkg.



PPS0710D72S



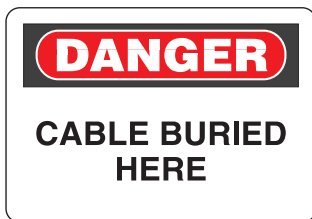
PPS0710D66



PPS0710C141



PRS0507C143



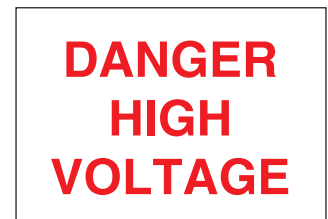
PPS0710D68  
PRS0710D68



PRS0710B361



PRS0710B360



**PVS0509B364**  
**PPS0710B364**  
PPS0509B364  
PPS0710B364  
PRS0710B364  
**PRS1014B364**

## Electrical Hazard Safety Signs

See [page 53](#) for information on part number sizes and materials.

 <p><b>DANGER</b> <b>HIGH VOLTAGE</b></p>	 <p><b>DANGER</b> ELECTRIC METER ROOM NO STORAGE</p>	 <p><b>NOTICE</b> ELECTRICAL CLOSET NO STORAGE PERMITTED</p>	 <p><b>DANGER</b> ELECTRICAL EQUIPMENT AUTHORIZED PERSONNEL ONLY</p>
<p>PPS0514B363</p>	<p>PRS1014D71</p>	<p>PPS0710N203</p>	<p><b>PPS0710D70</b> PRS1014D70</p>
 <p><b>DANGER</b> EXPOSED ENERGIZED ELECTRICAL EQUIPMENT (CONDUCTORS) AUTHORIZED PERSONNEL ONLY ALL OTHERS KEEP OUT</p>	 <p><b>DANGER</b> HIGH VOLTAGE</p>	 <p><b>DANGER</b> HIGH VOLTAGE <b>PELIGRO</b> ALTO VOLTAJE</p>	 <p><b>DANGER</b> HIGH VOLTAGE KEEP AWAY</p>
<p>PPS0305D77 PPS0710D77</p>	<p><b>PVS0204D72</b> <b>PVS0710D72</b> <b>PPS0710D72</b> <b>PPS0710D72</b> PRS1007D72 <b>PRS1014D72</b> PRS1420D72</p>	<p>PPS1007D72SE</p>	<p>PRS1014D79</p>
 <p><b>DANGER</b> HIGH VOLTAGE KEEP OUT</p>	 <p><b>DANGER</b> HIGH VOLTAGE ON WIRES ABOVE</p>	 <p><b>DANGER</b> HIGH VOLTAGE UNAUTHORIZED PERSONNEL KEEP OUT</p>	 <p><b>KEEP AWAY</b> <b>DANGER</b> <b>PELIGRO</b> <b>ALTA TENSION</b></p>
<p>PPS0305D73 PPS0710D73 PPS1014D73 <b>PRS1014D73</b> PRS1420D73</p>	<p>PRS1420D74</p>	<p><b>PPS0305D75</b> <b>PPS0710D75</b> PPS1014D75 PRS1420D75</p>	<p>PRS0910D453</p>
 <p><b>DANGER</b> MAN WORKING ON LINE - DON'T THROW SWITCH</p>	 <p><b>DANGER</b> UNDERGROUND CABLE</p>	 <p><b>DANGER</b> ____ VOLTS</p>	
<p>PRS1014D26</p>	<p>PRS1014D27</p>	<p>PPS0710D28 PRS0710D28 PRS1014D28</p>	



Machine and Operational Safety Signs

See [page 53](#) for information on part number sizes and materials.



PPS0710D24



PPS0710C119  
PRS0710C119



PPS0202B494  
(Cut/Sever)




PRS1014N191



PVS0204C533



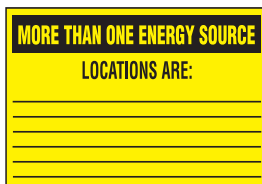
PRS1014D84



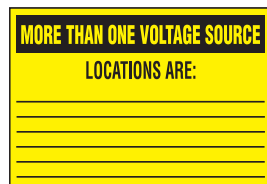
PPS0202B521



PRS1014C122



PVS0710C519



PVS0710C518



PPS0202B493  
(Pinch Point)



PVS0204D100



PVS0204C522



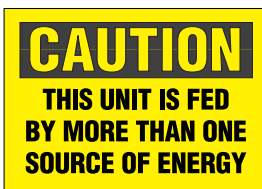
**PVS0204C178**




PPS0710D101  
PRS0710D101  
PRS1014D101



PVS0705C181



PVS0305C174  
PVS0505C174  
PPS0305C174  
PPS0505C174



PPS0202B520



PPS0710D102

See [page 46](#) for Lockout/Tagout legends and [page 83-84](#) for Facility Identification legends.  
To order custom legend signs, refer to Custom Sign Order Forms on [pages 56-57](#).

# Panduit Corp. Generic Adhesive PPS Safety Sign Order Form

One Form per Generic Sign Option






Fax orders to Panduit Corp. - Identification Products Division, Attn. Customer Service (770-889-9264).

Generic Signs are Non-Returnable

Date: \_\_\_\_\_ Panduit Sales Rep: \_\_\_\_\_  
 From: \_\_\_\_\_ Distributor: \_\_\_\_\_  
 Telephone #: \_\_\_\_\_  
 End-User: \_\_\_\_\_  
 \_\_\_\_\_  
 \_\_\_\_\_  
 Telephone #: \_\_\_\_\_ Distributor Contact: \_\_\_\_\_  
 Telephone #/Fax #: \_\_\_\_\_  
 Account #: \_\_\_\_\_ Account #: \_\_\_\_\_

## Generic PPS Sign Options

Select the Generic Polyester Sign Part Number and Quantity:

Size						"no header"	"no header"	"no header"
	Black on Wht	Black on Yell	Black on Wht	Black on Wht	Black on Org	Black on Org	Black on Wht	Black on Yell
3" x 5"	GPPS0305D	GPPS0305C	GPPS0305N	GPPS0305SF	GPPS0305W	GPPS0305B-BO	GPPS0305B-BW	GPPS0305B-BY
7" x 10"	GPPS0710D	GPPS0710C	GPPS0710N	GPPS0710SF	GPPS0710W	GPPS0710B-BO	GPPS0710B-BW	GPPS0710B-BY
10" x 14"	GPPS1014D	GPPS1014C	GPPS1014N	GPPS1014SF	GPPS1014W	GPPS1014B-BO	GPPS1014B-BW	GPPS1014B-BY

Quantity Per Legend Per Size (min. of 10): \_\_\_\_\_ Part Number: \_\_\_\_\_

### Print Legend in the Format Required:

Include logos and/or pictograms

### Check Applicable Order Requirements:

- \_\_\_\_ Pictogram (type \_\_\_\_\_)
- \_\_\_\_ Logo Required (camera ready artwork must accompany order form)
- \_\_\_\_ Character Height (legend will be formatted to fit the size of the sign unless otherwise specified): \_\_\_\_\_
- \_\_\_\_ ARTWORK APPROVAL (Panduit reserves the right to assign artwork approval when necessary)

Notes: \_\_\_\_\_  
 \_\_\_\_\_  
 \_\_\_\_\_

For Pricing and Lead Time Information, Contact Customer Service at 888-506-5400, ext. 1777.

# Panduit Corp. Generic Semi-Rigid PRS Safety Sign Order Form

One Form per Generic Sign Option






Fax orders to Panduit Corp. - Identification Products Division, Attn. Customer Service (770-889-9264).

Generic Signs are Non-Returnable

Date: \_\_\_\_\_ Panduit Sales Rep: \_\_\_\_\_  
 From: \_\_\_\_\_ Distributor: \_\_\_\_\_  
 Telephone #: \_\_\_\_\_  
 End-User: \_\_\_\_\_  
 \_\_\_\_\_  
 \_\_\_\_\_  
 Telephone #: \_\_\_\_\_ Distributor Contact: \_\_\_\_\_  
 Account #: \_\_\_\_\_ Telephone #/Fax #: \_\_\_\_\_  
 Account #: \_\_\_\_\_

## Generic PRS Sign Options


Select the Generic Semi-Rigid GMPE1 Polyethylene Sign Part Number and Quantity:

Size						"no header"	"no header"	"no header"
	Black on Wht	Black on Yell	Black on Wht	Black on Wht	Black on Org	Black on Org	Black on Wht	Black on Yell
7" x 10"	GPRS0710D	GPRS0710C	GPRS0710N	GPRS0710SF	GPRS0710W	GPRS0710B-BO	GPRS0710B-BW	GPRS0710B-BY
10" x 14"	GPRS1014D	GPRS1014C	GPRS1014N	GPRS1014SF	GPRS1014W	GPRS1014B-BO	GPRS1014B-BW	GPRS1014B-BY
14" x 20"	GPRS1420D	GPRS1420C	GPRS1420N	GPRS1420SF	GPRS1420W	GPRS1420B-BO	GPRS1420B-BW	GPRS1420B-BY

Quantity Per Legend Per Size (min. of 10): \_\_\_\_\_ Part Number: \_\_\_\_\_

### Print Legend in the Format Required:

Include logos and/or pictograms



Each sign will have (1) .1875" hole in each corner and .375" radius corners.

#### Check Applicable Order Requirements:

- \_\_\_\_ Pictogram (type \_\_\_\_\_)
- \_\_\_\_ Logo Required (camera ready artwork must accompany order form)
- \_\_\_\_ Character Height (legend will be formatted to fit the size of the sign unless otherwise specified): \_\_\_\_\_
- \_\_\_\_ ARTWORK APPROVAL (Panduit reserves the right to assign artwork approval when necessary)

Notes: \_\_\_\_\_  
 \_\_\_\_\_  
 \_\_\_\_\_

For Pricing and Lead Time Information, Contact Customer Service at 888-506-5400, ext. 1777.

## Machine and Operational Safety Tags

All tags have a write-on surface that accepts pen, pencil or marker pens. Package consists of 25 tags and 25 PLT1.5I cable ties (5.6" / 142 mm length). Available in 2 styles:

- PVT Tags: Semi-rigid plastic tags with a 0.38" (9 mm) brass grommet for greater strength and durability
- PCT Tags: Economical card stock tags for indoor or temporary use

(Unless legend for back side of tag is shown, it is indicated below tag part numbers. Legends for Style A, B or C backs are shown at bottom of page).

Part Number	Material	Size In. (mm)	Tags/Pkg.	Std. Pkg.*
PVT*-Q	GMV5 Semi-Rigid Plastic	3.00 x 5.75 (76 x 146)	25	1 Pkg.
PCT*-Q				

\*Order number of packages required in multiples of Std. Pkg.



**PVT-37-Q**  
**PCT-37-Q**  
Style A

**PVT-115-Q**  
**PCT-115-Q**  
SEE OTHER SIDE

**PVT-124-Q**  
**PCT-124-Q**  
Style A

**PVT-39-Q**  
**PCT-39-Q**  
Style A

**PVT-47-Q**  
**PCT-47-Q**  
Style A

**PVT-67-Q**  
Same as Front



**PVT-1-Q**  
Style C

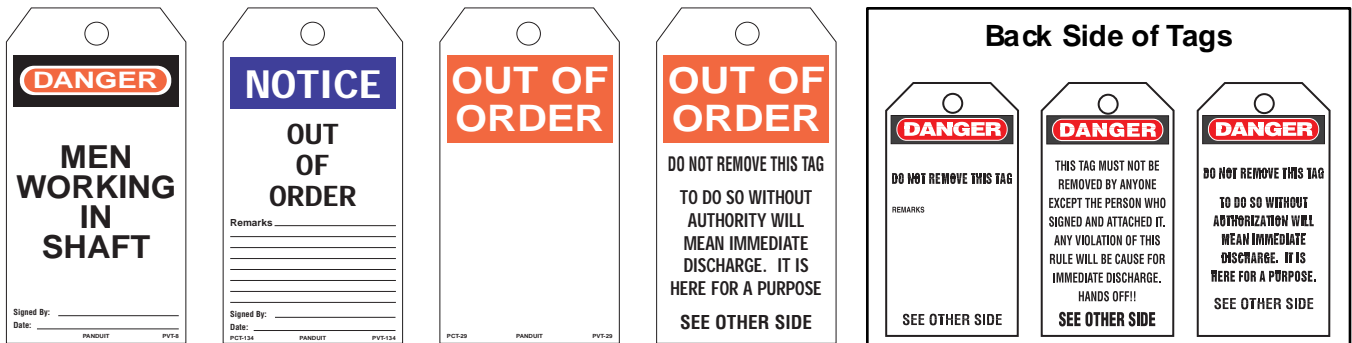
**PVT-130-Q**  
**PCT-130-Q**  
Blank

**PVT-120-Q**  
**PCT-120-Q**  
Style A

**PVT-131-Q**  
**PCT-131-Q**  
Blank

**PVT-133-Q**  
**PCT-133-Q**  
Blank

**PVT-58-Q**  
Style A



**PVT-8-Q**  
Style C

**PVT-134-Q**  
**PCT-134-Q**  
Blank

Front

Back

**PVT-29-Q**  
**PCT-28-Q**

Style A

Style B

Style C

Machine and Operational Safety Tags (cont.)

See [page 58](#) for information on part number sizes and materials.



See [pages 39-44](#) for Lockout/Tagout legends and [pages 85-86](#) for Facility Identification legends.  
To order custom legend tags, refer to Custom Tag Order Forms on [pages 60-61](#).

# Panduit Corp. Generic PCT Cardstock Tag Order Form

One Form per Generic Tag Option

**Fax orders to Panduit Corp. - Identification Products Division, Attn. Customer Service (770-889-9264).**

**Generic Tags are Non-Returnable**

Date: \_\_\_\_\_ Panduit Sales Rep: \_\_\_\_\_  
 From: \_\_\_\_\_ Distributor: \_\_\_\_\_  
 Telephone #: \_\_\_\_\_  
 End-User: \_\_\_\_\_  
 \_\_\_\_\_  
 \_\_\_\_\_  
 Telephone #: \_\_\_\_\_ Distributor Contact: \_\_\_\_\_  
 Account #: \_\_\_\_\_ Telephone #/Fax #: \_\_\_\_\_  
 Account #: \_\_\_\_\_

## Select the Generic Cardstock Tag Part Number and Quantity:

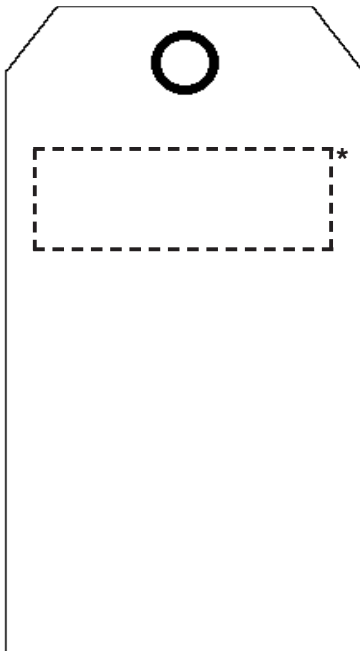
Number of Sides Printed	<b>DANGER</b>	<b>CAUTION</b>	<b>NOTICE</b>	"no header"	"no header"	"no header"	"no header"
1	Black on Wht GPCT-D1-1	Black on Yell GPCT-C1-1	Black on Wht GPCT-N1-1	Black on Wht GPCT-W1-1	Black on Yell GPCT-Y1-1	Black on Red GPCT-R1-1	Black on Green GPCT-G1-1
2	GPCT-D1-2	GPCT-C1-2	GPCT-N1-2	GPCT-W1-2	GPCT-Y1-2	GPCT-R1-2	GPCT-G1-2

### Fluorescent Tagstock:

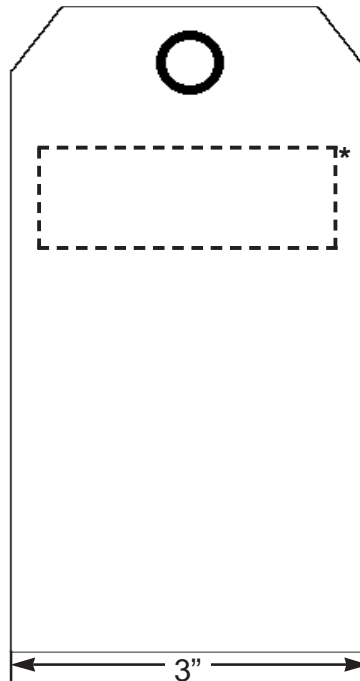
Number of Sides Printed	<b>CAUTION</b>	"no header"	"no header"	"no header"	"no header"
1	Black on Yell GPCT-FC1-1	Black on Fl. Yell GPCT-FY1-1	Black on Fl. Org GPCT-FO1-1	Black on Fl. Red GPCT-FR1-1	Black on Fl. Green GPCT-FG1-1
2	GPCT-FC1-2	GPCT-FY1-2	GPCT-FO1-2	GPCT-FR1-2	GPCT-FG1-2

Quantity in Packs (min. of 4 packs, 25 tags & ties / pack): \_\_\_\_\_ Part Number: \_\_\_\_\_

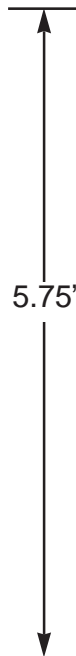
Use this space to create a rough sketch of your tag.  
 Please indicate colors and legend. Please print.  
 Attach an additional page or customer sketch if needed.



FRONT OF TAG



BACK OF TAG



### Check Applicable Order Requirements:

- \_\_\_ Pictogram (type \_\_\_\_\_)
- \_\_\_ Logo Required (camera ready artwork must accompany the order form).
- \_\_\_ Char. Ht (legend will be formatted to fit the size of the tag unless otherwise specified): \_\_\_\_\_
- \_\_\_ **ARTWORK APPROVAL** (Panduit reserves the right to assign artwork approval when necessary)

\*Normal position of header. Hole size = .406" without grommet.  
 (1) Panduit tie is included per tag.

For Pricing and Lead Time Information, Contact Customer Service at 888-506-5400, ext. 1777.

# Panduit Corp. Generic PVT Vinyl Tag Order Form

One Form per Generic Tag Option

**Fax orders to Panduit Corp. - Identification Products Division, Attn. Customer Service (770-889-9264).**

**Generic Tags are Non-Returnable**

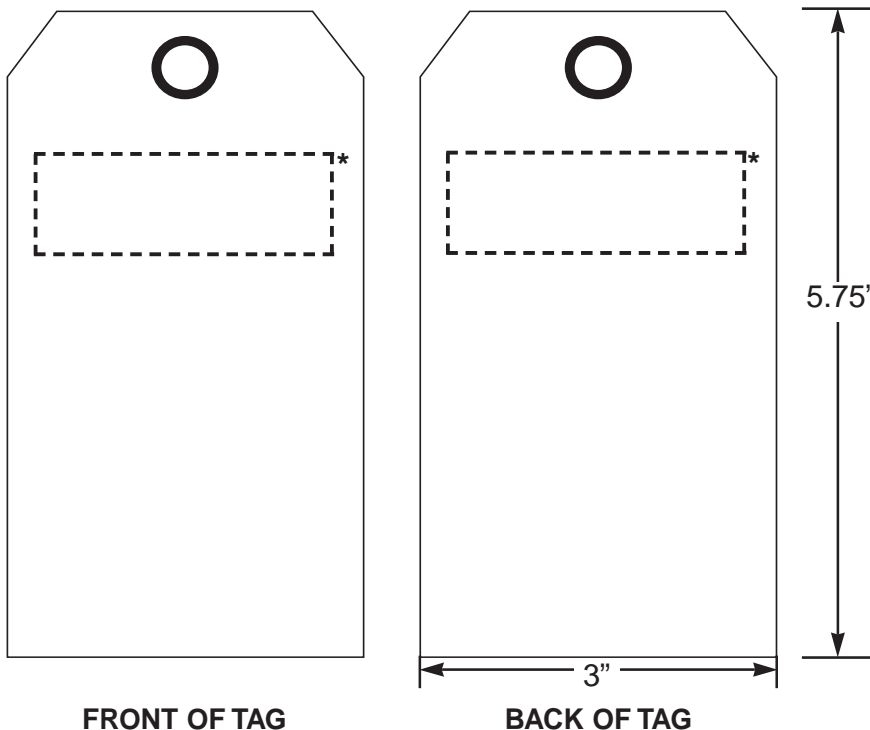
Date: _____	Panduit Sales Rep: _____
From: _____	Distributor: _____
Telephone #: _____	_____
End-User: _____	_____
_____	_____
_____	Distributor Contact: _____
Telephone #: _____	Telephone #/Fax #: _____
Account #: _____	Account #: _____

## Select the Generic Vinyl Tag Part Number and Quantity:

Number of Sides Printed	<b>DANGER</b>	<b>CAUTION</b>	<b>NOTICE</b>	"no header"	"no header"	"no header"	"no header"
	Black on Wht	Black on Yell	Black on Wht	Black on Wht	Black on Yell	Black on Red	Black on Green
1	GPVT-RBW-1	GPVT-BY-1	GPVT-BBW1	GPVT-W1-1	GPVT-Y1-1	GPVT-R1-1	GPVT-G1-1
2	GPVT-RBW-2	GPVT-BY-2	GPVT-BBW2	GPVT-W1-2	GPVT-Y1-2	GPVT-R1-2	GPVT-G1-2

Quantity in Packs (min. of 4 packs, 25 tags & ties / pack): \_\_\_\_\_ Part Number: \_\_\_\_\_

Use this space to create a rough sketch of your tag.  
Please indicate colors and legend. Please print.  
Attach an additional page or customer sketch if needed.



### Check Applicable Order Requirements:

- \_\_\_\_ Pictogram (type \_\_\_\_\_)
- \_\_\_\_ Logo Required (camera ready artwork must accompany the order form).
- \_\_\_\_ Char. Ht (legend will be formatted to fit the size of the tag unless otherwise specified): \_\_\_\_\_
- \_\_\_\_ **ARTWORK APPROVAL** (Panduit reserves the right to assign artwork approval when necessary)

\*Normal position of header. Hole size = .375" w/grommet.  
(1) Panduit tie is included per tag.

For Pricing and Lead Time Information, Contact Customer Service at 888-506-5400, ext. 1777.







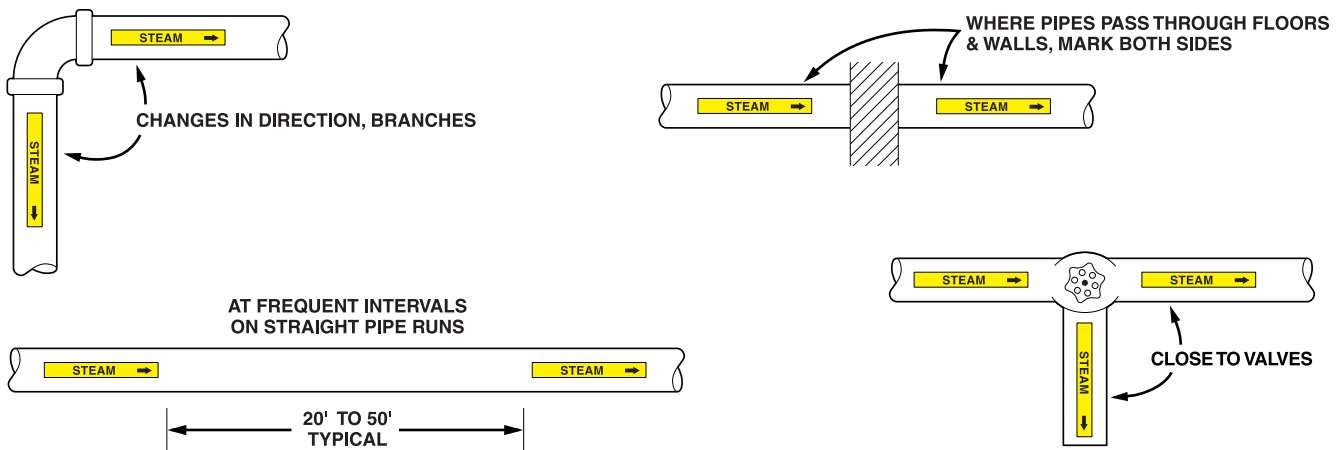
## ANSI A13.1

“The Scheme for the Identification of Pipe Systems” ANSI A13.1 is the recognized standard for the identification of piping systems.

This standard is designed to standardize the identification of all materials conveyed through piping systems in order to make a facility safer and a more efficient place in which to work. *All of Panduit Pipe Marking Systems comply with ANSI A13.1.*

ANSI recommends the size of legend letters, color combinations and marker placement. Below is a brief recap of ANSI A13.1.

## ANSI Recommendations for Marker Placement



## ANSI Recommendations for Size of Legend Letters

Outside Diameter of Pipe or Covering In. (mm)	Minimum Length of Color Field (A) In. (mm)	Minimum Size of Letters (B) In. (mm)
0.75 - 1.25 (19 - 32)	8.0 (203)	0.50 (13)
1.50 - 2.00 (38 - 51)	8.0 (203)	0.75 (19)
2.50 - 6.00 (64 - 150)	12.0 (305)	1.25 (32)
8.00 - 10.00 (200 - 250)	24.0 (610)	2.50 (64)
Over 10.00 (250)	32.0 (813)	3.50 (89)

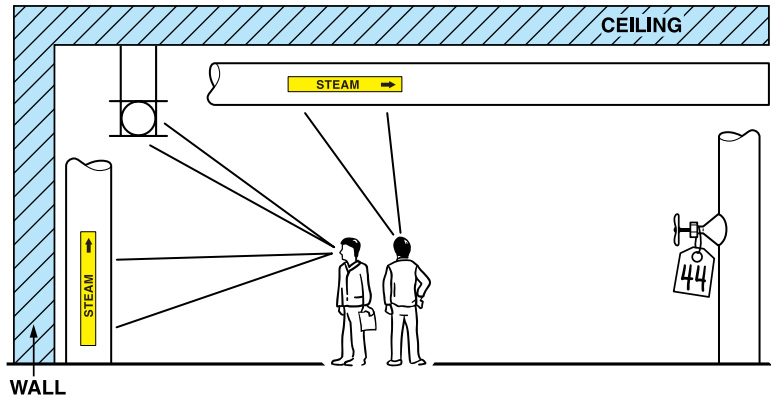
## ANSI Color Recommendations

Pipe Contents	Classification	Background Color Scheme	Legend Color Scheme	Color Code for Arrow and Banding Tape
Materials Inherently Hazardous	Flammable or Explosive Chemically Active or Toxic Extreme Temperatures or Pressures Radioactive	Yellow Yellow Yellow Yellow	Black Black Black Black	Yellow Yellow Yellow Yellow
Materials of Inherently Low Hazard	Liquid or Liquid Admixture Gas or Gaseous Admixture	Green Blue	White White	Green Blue
Fire Quenching Materials	Water, Foam, Carbon Dioxide, Halon, etc.	Red	White	Red

## Location Principle




Pipe markers should be placed as follows:

- Where they will not be obscured by other pipe markers, signs, tanks or piping systems
- So that they are easily visible from main traffic ways within the facility
- To insure the proper direction of flow indicated on the piping system
- At least 7' (2.1 m) above floor level for appropriate eye contact (if possible)
- For pipe lines located above or below normal line of vision, markers should be placed below or above the horizontal centerline of the pipe



## Pipe Marker Application Guide

In order to select the appropriate pipe marker system, determine the evaluation criteria most relevant for your marking environment and compare each system. All Panduit Pipe Marker Systems offer long lasting identification under multiple conditions. However, if your marking environment demonstrates extreme exposure to the performance criteria below, the comparative ranking of pipe marker systems will be beneficial in determining the system that best suits your needs.

Performance Data			
	PMSH	PMPC	PMU
Pipe Marker System	<b>High Performance Snap-On for Harsh Environments</b> Non-adhesive pre-coiled markers with sub-surface printed graphics	<b>High Performance Strap-On for Harsh Environments</b> Non-adhesive, flat, rigid markers with sub-surface printed graphics	<b>Pressure Sensitive Markers for Clean Environments</b> Adhesive markers with sub-surface printed graphics
	<ul style="list-style-type: none"> <li>• Designed for alkaline conditions</li> <li>• Excellent UV, chemical and abrasion resistance</li> <li>• Use on wet, dirty, rusty or dusty piping surfaces</li> <li>• Designed for quick and efficient installation, provide 360° visibility</li> </ul>	<ul style="list-style-type: none"> <li>• Designed for extreme alkaline and humid conditions</li> <li>• Excellent UV, chemical and abrasion resistance</li> <li>• Use on wet, dirty, rusty or dusty piping surfaces</li> <li>• Easily installed with Panduit Stainless Steel Pipe Marker Ties found on <a href="#">page 75</a></li> </ul>	<ul style="list-style-type: none"> <li>• Designed for economical pipe marking</li> <li>• Good chemical and UV resistance</li> <li>• Includes directional arrows on marker</li> </ul>

**Chemical Data - Each pipe marker system is ranked according to estimated longevity: 1=Greatest Performance**

	PMSH	PMPC	PMU
Exposure to Mild Acids	1	1	2
Exposure to Bases	1	1	2
Exposure to Solvents	2	1	3
Exposure to Oils	1	1	2
Exposure to Salt Water	1	1	2

**Environmental Data**

	PMSH	PMPC	PMU
Outdoor Life Expectancy	5 to 8 Years	5 to 8 Years	5 to 8 Years
UV Resistance	Yes	Yes	Yes
Temperature Range	-40°F to 225°F (-40°C to 107°C)	-40°F to 230°F (-40°C to 110°C)	-40°F to 176°F (-40°C to 80°C)
Humidity Resistance 50% - 70% RH	Excellent	Excellent	Moderate

For specific technical data contact factory for details.

## How to Order Standard Legend Pipe Markers

- Take into account the following to determine which pipe marker system is needed:
  - Surface of the pipe (wet, dry, rough, dirty, clean, etc.)
  - Marking environment (indoor/outdoor, chemical, UV, humidity exposure)
  - Temperature
  - Durability and ease of installation
  - Pipe maintenance
- Determine the flow direction of pipe contents. (All PMPC Pipe Markers have directional flow arrows pointing only to the right. If you require a left directional arrow, order a custom legend pipe marker. See [page 74](#) or contact factory for details.)
- Determine the outside pipe diameter (including any insulation).
- Locate the correct part number for the desired legend by referencing the appropriate pipe diameter column in the part number listing for the pipe marker system needed. See [pages 66 to 73](#). For custom legends, use Custom Pipe Marker Order Form on [page 74](#).
- Remember to order additional products designed for the specific system you are using. For example: Order ties for strap-on markers, banding tape for pressure sensitive markers or valve tag accessories when ordering valve tags.
- Contact your local Panduit Distributor to place your order.

## Pre-Coiled Clear Snap-On Markers



- Use to increase durability of PMU Style Adhesive Markers
- Excellent resistance to oils, bases, detergents, solvents, salt water and mild acids
- Estimated outdoor life expectancy = 3 years



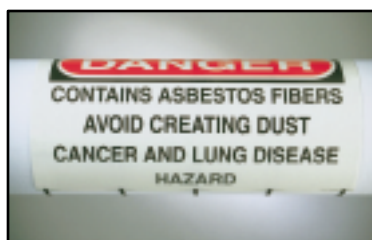
Apply clear snap-on marker on top of PMU Adhesive markers to increase durability



Apply PMU Adhesive markers to clear snap-on marker and then apply to pipe

Part Number	Marker Length In. (mm)	Pipe O.D. Range In. (mm)	Use with PMU Marker	Material	Markers/ Pkg.	Std. Pkg.*
PMSCLL	3.0 (76)	0.50 - 0.75 (13 - 19)	Style C	GMPET Polyester	5	1 Pkg.
PMSCLP	13.0 (330)	0.75 - 2.25 (19 - 57)	Style B			
PMSCLN	17.0 (432)	2.25 - 3.25 (57 - 83)	Style A			
PMSCLM	17.0 (432)	3.25 - 6.00 (83 - 152)	Style A			

\*Order number of packages required in multiples of Std. Pkg.



## Asbestos Warning Pipe Markers



		Snap-On	Strap-On	
		3.25" - 6.00" Pipe O.D.	2.25" - 6.00" Pipe O.D.	6.00" - 10.00" Pipe O.D.
ASBESTOS FREE	White/Blue	PMS138M	—	—
ASBESTOS INSULATION	Black/Yellow	PMS139M	—	PMR139G
DANGER (Header) CONTAINS ASBESTOS FIBERS AVOID CREATING DUST CANCER AND LUNG DISEASE HAZARD	Red and Black/ White	PMS988M	PMR988A	PMR988G

Std. Pkg. = 1 marker. Order number of markers required in multiples of Std. Pkg.



## PMSH Snap-On Pipe Markers

Pipe Outside Diameter Range In. (mm)	Marker Style	Letter Height In. (mm)	Length of Color Field In. (mm)
0.50 - 2.25 (13 - 57)	Snap-On Style P	0.75 (19)	8.0 (203)
2.25 - 4.00 (57 - 102)	Snap-On Style N	1.25 (32)	12.0 (305)
2.25 - 8.00 (57 - 203)	Snap-On Style M	1.25 (32)	12.0 (305)


Std. Pkg. = One marker. Order the number of markers required in multiples of Std. Pkg.  
 NOTE: For 0.5" diameter pipe applications, it is important to use the adhesive strip for secure marker conformity against pipes.



## PMPC Strap-On Markers

Pipe Outside Diameter Range In. (mm)	Marker Style	Letter Height In. (mm)	Length of Color Field In. (mm)
Over 8.00 (203)	Strap-On Style H	3.50 (89)	32.0 (813)

Std. Pkg. = One marker. Order the number of markers required in multiples of Std. Pkg.  
 \*Recommended number of stainless steel pipe marker ties = 3 ties. Ordered separately, see [page 87](#) for ordering information.



## PMU Pressure Sensitive Pipe Markers

Pipe Outside Diameter Range In. (mm)	Marker Style	Letter Height In. (mm)	Marker Size In. (mm)	Markers/ Card	No. of Arrows
Less than 0.75 (19)	C	0.38 (10)	2.00 x 2.25 (51 x 57)	7-14**	14
0.75 - 2.25 (19 - 57)	B	0.75 (19)	1.25 x 10.00 (32 x 254)	1	1
2.75 - 6.00 (70 - 152)	A	1.25 (32)	2.00 x 14.00 (51 x 356)	1	1
Over 6.00 (152)	G	3.50 (89)	4.50 x 32.00 (114 x 813)	1	2

Std. Pkg. = 5 cards. Order number of cards required in multiples of Std. Pkg.  
 \*\*Choose from minimum quantity of 7 markers per card or a maximum quantity of 14 (1" x 2 1/4") markers per card depending on where the marker is perforated and torn.

## Pipe Markers by Legend

Legend	Back-ground Color*	PMU Pressure Sensitive				PMSH Snap-On			PMPC Strap-On
		Size C 0.75" or Less Pipe O.D.	Size B 0.75" - 2.50" Pipe O.D.	Size A 2.50" - 8.00" Pipe O.D.	Size G 6.00" + Pipe O.D.	Size P 0.50" - 2.25" Pipe O.D.	Size N 2.25" - 4.00" Pipe O.D.	Size M 4.00" - 8.00" Pipe O.D.	Size H 8.00" + Pipe O.D.
___ LB. STEAM	Yellow		PMU887B						
___ PSI	Yellow		PMU888B						
15# STEAM	Yellow					PMSH457P		PMSH457M	PMPC457H
50# STEAM	Yellow			PMU459A					
150# STEAM	Yellow							PMSH462M	
200# STEAM	Yellow								PMPC634H
ABANDONED (No Arrows)	Yellow							PMSH108M	
ACETONE	Yellow		PMU109B	PMU109A					
ACETYLENE GAS	Yellow		PMU110B	PMU110A					
ACID	Yellow	PMU113C	PMU113B	PMU113A	PMU113G				
ACID VENT	Yellow			PMU819A					
AIR	Blue	PMU118C	PMU118B	PMU118A	PMU118G	PMSH118P		PMSH118M	
AIR	Green	PMU643C	PMU643B	PMU643A		PMSH643P		PMSH643M	
AIR	Yellow	PMU644C	PMU644B	PMU644A					

\*Yellow and orange markers have a black legend, all other markers have a white legend

## Pipe Markers by Legend (cont.)

Legend	Back-ground Color*	PMU Pressure Sensitive				PMSH Snap-On			PMPC Strap-On
		Size C 0.75" or Less Pipe O. D.	Size B 0.75" - 2.50" Pipe O. D.	Size A 2.50" - 8.00" Pipe O. D.	Size G 6.00" + Pipe O. D.	Size P 0.50" - 2.25" Pipe O. D.	Size N 2.25" - 4.00" Pipe O. D.	Size M 4.00" - 8.00" Pipe O. D.	Size H 8.00" + Pipe O. D.
AIR RETURN	White			PMU822A					
AIR SUPPLY	Blue		PMU124B						
ALCOHOL	Yellow		PMU125B	PMU125A					
ALUM	Yellow		PMU1B						
AMMONIA	Yellow	PMU 129C	PMU129B	PMU129A			PMSH129M	PMPC129H	
ARGON	Blue	PMU 107C	PMU107B	PMU107A	PMU107G				
ARGON	Green	PMU 543C	PMU543B						
ASBESTOS INSULATION (No Arrows)	Yellow		PMU139B	PMU139A	PMU139G				
ASBESTOS FREE (No Arrows)	Blue					PMSH138P		PMSH138M	
ASBESTOS-FREE INSULATION	Blue		PMU990B	PMU990A	PMU990G				
BACKWASH	Green			PMU544A					
(Blank - No Arrows)†	Orange	PMU 803C	PMU803B	PMU803A	PMU803G				
(Blank - No Arrows)†	Blue	PMU 804C	PMU804B	PMU804A					
(Blank - No Arrows)†	Gray		PMU825B	PMU825A	PMU825G				
(Blank - No Arrows)†	Purple		PMU826B	PMU826A	PMU826G				
(Blank - No Arrows)†	Yellow	PMU 54C	PMU54B	PMU54A	PMU54G				
(Blank - No Arrows)†	Green	PMU 55C	PMU55B	PMU55A	PMU55G				
(Blank - No Arrows)†	Red	PMU 56C	PMU56B	PMU56A	PMU56G				
(Blank - No Arrows)†	White	PMU 57C	PMU57B	PMU57A	PMU57G				
BLEACH LIQUOR	Yellow	PMU 3C							
BLOW-OFF WATER	Yellow		PMU542B						
BLOWDOWN	Yellow		PMU541B	PMU541A					
BLOWER AIR	Blue			PMU154A					
BLOWER AIR	Green		PMU827B	PMU827A					
BOILER BLOWDOWN	Yellow		PMU157B	PMU157A					
BOILER CONT. BLOWDOWN	Blue		PMU158B						
BOILER DRAIN	Green		PMU159B						
BOILER FEED	Green		PMU161B	PMU161A					
BOILER FEED	Yellow		PMU545B	PMU545A					
BOILER FEED WATER	Yellow		PMU162B	PMU162A			PMSH162M	PMPC162H	
BOILER TREATMENT	Yellow		PMU163B						
BOILER WTR TREAT	Green			PMU165A					
BREATHING AIR	Blue		PMU169B	PMU169A					
BRINE	Green			PMU170A	PMU170G				
BROWN STOCK	Yellow			PMU6A					
CARBON DIOXIDE	Yellow	PMU 173C	PMU173B			PMSH173P			
CARBON DIOXIDE	Red	PMU 546C	PMU546B	PMU546A					
CARBON DIOXIDE	Gray	PMU 948C	PMU948B						
CARBON TETRAFLUORIDE	Yellow	PMU 904C							
CAUSTIC	Yellow	PMU 7C	PMU7B	PMU7A	PMU7G	PMSH7P	PMSH7M	PMPC7H	
CAUSTIC SODA	Yellow		PMU8B	PMU8A		PMSH8P	PMSH8N	PMSH8M	
CHEMICAL	Yellow		PMU196B	PMU196A					
CHEMICAL FEED	Yellow	PMU 197C	PMU197B						
CHILLED WATER	Green	PMU 58C	PMU58B	PMU58A	PMU58G		PMSH58M		
CHILLED WATER RETURN	Green		PMU202B	PMU202A	PMU202G	PMSH202P	PMSH202N	PMSH202M	
								PMPC202H	

\*Yellow and orange markers have a black legend, all other markers have a white legend  
 †Create legend with Die-Cut Letters and Numbers shown on [page 77](#) or permanent marking pen

## Pipe Markers by Legend (cont.)

Legend	Back-ground Color*	PMU Pressure Sensitive				PMSH Snap-On			PMPC Strap-On
		Size C 0.75" or Less Pipe O.D.	Size B 0.75" - 2.50" Pipe O.D.	Size A 2.50" - 8.00" Pipe O.D.	Size G 6.00" + Pipe O.D.	Size P 0.50" - 2.25" Pipe O.D.	Size N 2.25" - 4.00" Pipe O.D.	Size M 4.00" - 8.00" Pipe O.D.	Size H 8.00" + Pipe O.D.
CHILLED WATER SUPPLY	Green		PMU203B	PMU203A	PMU203G	PMSH203P	PMSH203N	PMSH203M	PMPC203H
CHLORINE	Yellow	PMU89C	PMU89B	PMU89A	PMU89G		PMSH89N		
CHLORINE GAS	Yellow		PMU11B						
CHLORINE LIQUID	Yellow		PMU204B						
CHLORINE SOLUTION	Yellow		PMU205B						
CHLORINE WATER	Yellow			PMU12A					
CIRCULATING WATER	Green		PMU13B	PMU13A	PMU13G	PMSH13P		PMSH13M	
CITY GAS	Yellow		PMU206B	PMU206A					
CITY WATER	Green	PMU69C	PMU69B	PMU69A	PMU69G	PMSH69P	PMSH69N	PMSH69M	
CLEAN DRY AIR	Yellow	PMU907C							
COLD WATER	Green	PMU60C	PMU60B	PMU60A	PMU60G	PMSH60P		PMSH60M	PMPC60H
COLD WATER RETURN	Green		PMU213B	PMU213A	PMU213G				
COLD WATER SUPPLY	Green	PMU214C	PMU214B	PMU214A	PMU214G	PMSH214P	PMSH214N		
COMPRESSED AIR	Yellow	PMU547C	PMU547B	PMU547A	PMU547G	PMSH547P		PMSH547M	
COMPRESSED AIR	Blue	PMU65C	PMU65B	PMU65A	PMU65G	PMSH65P	PMSH65N	PMSH65M	
COMPRESSED AIR	Green	PMU805C	PMU805B	PMU805A					
COND.PUMP DISCHARGE	Yellow		PMU218B						
CONDENSATE	Yellow	PMU67C	PMU67B	PMU67A	PMU67G			PMSH67M	PMPC67H
CONDENSATE DRAIN	Yellow		PMU215B						
CONDENSATE DRAIN	Green		PMU830B	PMU830A					
CONDENSATE RETURN	Yellow		PMU219B	PMU219A				PMSH219M	
CONDENSATE SUPPLY	Yellow		PMU220B	PMU220A					
CONDENSER WATER	Green		PMU221B	PMU221A	PMU221G				
CONDENSER WATER RETURN	Green		PMU222B	PMU222B	PMU222G				
CONDENSER WATER SUPPLY	Green		PMU223B	PMU223A	PMU223G				
COOLING WATER	Green	PMU83C	PMU83B	PMU83A	PMU83G	PMSH83P		PMSH83M	PMPC83H
COOLING WATER RETURN	Green	PMU226C	PMU226B	PMU226A	PMU226G				
COOLING WATER SUPPLY	Green		PMU227B	PMU227A					
CRUDE OIL	Yellow			PMU230A					
DEIONIZED WATER	Green	PMU233C	PMU233B	PMU233A		PMSH233P		PMSH233M	
DEMINEALIZED WATER	Green							PMSH90M	
DIBORANE	Yellow	PMU694C							
DICHLOROSILANE	Yellow	PMU698C							
DIESEL FUEL	Yellow		PMU994B	PMU994A					
DIGESTED SLUDGE	Yellow			PMU548A	PMU548G				
DIGESTED SLUDGE	Brown		PMU832B	PMU832A					
DIGESTER GAS	Yellow			PMU243A	PMU243G				
DISCHARGE	Yellow		PMU245B	PMU245A					
DISCHARGE	Green		PMU549B						
DISTILLED WATER	Green		PMU248B	PMU248A					
DOM. COLD WATER RETURN	Yellow		PMU251B						
DOM. COLD WATER SUPPLY	Yellow		PMU252B	PMU252A					
DOM. HOT WATER RETURN	Yellow		PMU253B	PMU253A					

\*Yellow and orange markers have a black legend, all other markers have a white legend

## Pipe Markers by Legend (cont.)

Legend	Back-ground Color*	PMU Pressure Sensitive				PMSH Snap-On			PMPC Strap-On
		Size C 0.75" or Less Pipe O.D.	Size B 0.75" - 2.50" Pipe O.D.	Size A 2.50" - 8.00" Pipe O.D.	Size G 6.00" + Pipe O.D.	Size P 0.50" - 2.25" Pipe O.D.	Size N 2.25" - 4.00" Pipe O.D.	Size M 4.00" - 8.00" Pipe O.D.	Size H 8.00" + Pipe O.D.
DOM. HOT WATER SUPPLY	Yellow		PMU254B	PMU254A					
DOMESTIC COLD WATER	Green		PMU250B	PMU250A		PMSH250P	PMSH250N	PMSH250M	PMPC250H
DOMESTIC HOT WATER	Yellow		PMU255B	PMU255A		PMSH255P	PMSH255N		
DRAIN	Green	PMU256C	PMU256B	PMU256A		PMSH256P		PMSH256M	
DRAIN	Yellow	PMU550C	PMU550B	PMU550A		PMSH550P		PMSH550M	PMPC550H
DRAIN WATER	Green	PMU257C		PMU257A					
DRINKING WATER	Green		PMU259B	PMU259A					
EFFLUENT	Yellow			PMU551A	PMU551G			PMSH551M	
ELECTRIC TRACED	Yellow		PMU262B	PMU262A					
ENGINE OIL	Yellow		PMU263B						
EXHAUST	Yellow	PMU268C	PMU268B	PMU268A	PMU268G				
EXHAUST AIR	Blue			PMU269A					
EXHAUST AIR	Yellow		PMU996B	PMU996A					
EXHAUST STEAM	Yellow		PMU271B						
FEED	Green			PMU272A	PMU272G				
FILTERED WATER	Green		PMU16B	PMU16A		PMSH16P	PMSH16N	PMSH16M	PMPC16H
FIRE AUTO SPRINKLERS	Red								PMPC713H
FIRE DRY STANDPIPE	Red		PMU274B	PMU274A					
FIRE MAIN	Red		PMU275B	PMU275A	PMU275G				
FIRE PROTECTION	Red		PMU276B	PMU276A				PMSH276M	
FIRE PROTECTION WATER	Red	PMU71C	PMU71B	PMU71A	PMU71G	PMSH71P	PMSH71N	PMSH71M	PMPC71H
FIRE WATER	Red		PMU85B					PMSH85M	
FLOOR DRAIN	Green		PMU277B						
FREON	Green	PMU806C	PMU806B						
FREON GAS	Yellow	PMU280C							
FREON LIQUID	Yellow	PMU281C							
FRESH WATER	Green		PMU17B						
FUEL GAS	Yellow	PMU282C	PMU282B	PMU282A					
FUEL OIL	Yellow		PMU81B	PMU81A	PMU81G	PMSH81P	PMSH81N	PMSH81M	PMPC81H
FUEL OIL #2	Yellow			PMU283A					
FUEL OIL RETURN	Yellow	PMU285C	PMU285B						
FUEL OIL SUPPLY	Yellow	PMU287C	PMU287B						
FUEL OIL VENT	Yellow		PMU288B						
GAS	Yellow	PMU289C	PMU289B	PMU289A	PMU289G	PMSH289P	PMSH289N	PMSH289M	
GASOLINE	Yellow		PMU78B	PMU78A	PMU78G	PMSH78P	PMSH78N		
GLYCOL	Yellow		PMU291B	PMU291A					
GLYCOL RETURN	Yellow		PMU292B	PMU292A	PMU292G				
GLYCOL SUPPLY	Yellow		PMU293B	PMU293A	PMU293G				
GREEN LIQUOR	Yellow		PMU18B						
HALON	Red		PMU296B	PMU296A					
HALON SYSTEMS	Red		PMU297B						
HEATING RETURN	Yellow		PMU301B	PMU301A					
HEATING STEAM	Yellow		PMU302B	PMU302A					
HEATING SUPPLY	Yellow		PMU303B	PMU303A					
HEATING WATER	Yellow			PMU304A					
HEATING WATER RETURN	Yellow		PMU305B	PMU305A	PMU305G	PMSH305P	PMSH305N	PMSH305M	PMPC305H

\*Yellow and orange markers have a black legend, all other markers have a white legend

## Pipe Markers by Legend (cont.)

Legend	Back-ground Color*	PMU Pressure Sensitive				PMSH Snap-On			PMPC Strap-On
		Size C 0.75" or Less Pipe O.D.	Size B 0.75" - 2.50" Pipe O.D.	Size A 2.50" - 8.00" Pipe O.D.	Size G 6.00" + Pipe O.D.	Size P 0.50" - 2.25" Pipe O.D.	Size N 2.25" - 4.00" Pipe O.D.	Size M 4.00" - 8.00" Pipe O.D.	Size H 8.00" + Pipe O.D.
HEATING WATER SUPPLY	Yellow		PMU306B	PMU306A	PMU306G	PMSH306P	PMSH306N	PMSH306M	PMPC306H
HELIUM	Blue	PMU307C	PMU307B						
HELIUM	Green	PMU807C	PMU807B						
HELIUM	Brown	PMU950C	PMU950B						
HIGH PRESSURE	Yellow	PMU308C	PMU308B						
HIGH PRESSURE AIR	Yellow	PMU309C	PMU309B	PMU309A	PMU309G				
HIGH PRESSURE GAS	Yellow		PMU310B	PMU310A					
HIGH PRESSURE NATURAL GAS	Yellow		PMU311B						
HIGH PRESSURE NITROGEN	Yellow		PMU312B						
HIGH PRESSURE STEAM	Yellow		PMU87B	PMU87A	PMU87G	PMSH87P	PMSH87N	PMSH87M	PMPC87H
HIGH PRESSURE WATER	Yellow			PMU315A					
HIGH TEMP. HOT WATER	Yellow		PMU316B						
HOT	Yellow	PMU318C	PMU318B	PMU318A					
HOT GAS	Yellow		PMU323B	PMU323A					
HOT WATER	Yellow	PMU59C	PMU59B	PMU59A	PMU59G	PMSH59P	PMSH59N	PMSH59M	PMPC59H
HOT WATER RECIRCULATION	Yellow		PMU808B						
HOT WATER RETURN	Yellow		PMU73B	PMU73A	PMU73G			PMSH73M	
HOT WATER SUPPLY	Yellow		PMU72B	PMU72A	PMU72G	PMSH72P	PMSH72N	PMSH72M	
HVAC SUPPLY	Yellow			PMU840A					
HYDRAULIC LINE	Yellow		PMU328B						
HYDRAULIC OIL	Yellow					PMSH329P			
HYDRAULIC RETURN	Yellow		PMU330B	PMU330A					
HYDRAULIC SUPPLY	Yellow		PMU331B	PMU331A					
HYDROCHLORIC ACID	Yellow			PMU19A					
HYDROGEN	Yellow	PMU102C	PMU102B	PMU102A		PMSH102P			
HYDROGEN CHLORIDE	Yellow	PMU723C							
INDUSTRIAL WASTE	Green		PMU334B	PMU334A					
INDUSTRIAL WATER	Green	PMU337C	PMU337B	PMU337A					
INERT GAS	Blue		PMU338B						
INLET	Green		PMU339B						
INLET	Yellow		PMU844B	PMU844A					
INSTRUMENT AIR	Blue	PMU91C	PMU91B	PMU91A	PMU91G	PMSH91P			
INSTRUMENT AIR	Yellow	PMU845C	PMU845B	PMU845A		PMSH845P	PMSH845N		
INSTRUMENT AIR	Green	PMU846C	PMU846B	PMU846A					
KEROSENE	Yellow			PMU342A					
LIME	Green		PMU343B						
LIQUID NITROGEN	Yellow	PMU345C	PMU345B						
LOW PRESS. CONDENSATE	Yellow		PMU349B						
LOW PRESS. NATURAL GAS	Yellow			PMU351A					
LOW PRESSURE	Green		PMU348B	PMU348A					
LOW PRESSURE GAS	Yellow		PMU350B	PMU350A					
LOW PRESSURE STEAM	Yellow		PMU353B	PMU353A	PMU353G	PMSH353P		PMSH353M	PMPC353H
LUBE OIL	Yellow		PMU82B	PMU82A					
MAKE-UP WATER	Green		PMU24B	PMU24A	PMU24G				

\*Yellow and orange markers have a black legend, all other markers have a white legend



## Pipe Markers by Legend (cont.)

Legend	Back-ground Color*	PMU Pressure Sensitive				PMSH Snap-On			PMPC Strap-On
		Size C 0.75" or Less Pipe O.D.	Size B 0.75" - 2.50" Pipe O.D.	Size A 2.50" - 8.00" Pipe O.D.	Size G 6.00" + Pipe O.D.	Size P 0.50" - 2.25" Pipe O.D.	Size N 2.25" - 4.00" Pipe O.D.	Size M 4.00" - 8.00" Pipe O.D.	Size H 8.00" + Pipe O.D.
MEDICAL AIR	Yellow	PMU951C	PMU951B	PMU951A					
MEDICAL VACUUM	Blue	PMU367C	PMU367B	PMU367A					
MEDICAL VACUUM	White	PMU952C	PMU952B	PMU952A					
MEDIUM PRESSURE STEAM	Yellow		PMU373B	PMU373A	PMU373G				
METHANE GAS	Yellow	PMU601C							
METHANOL	Yellow		PMU374B						
MILL WATER	Green		PMU26B					PMSH26M	
MIXED GAS	Yellow		PMU852B						
NATURAL GAS	Yellow	PMU66C	PMU66B	PMU66A	PMU66G	PMSH66P	PMSH66N	PMSH66M	
NITRIC ACID	Yellow		PMU97B						
NITROGEN	Blue	PMU70C	PMU70B	PMU70A	PMU70G	PMSH70P			
NITROGEN	Green	PMU750C	PMU750B	PMU750A		PMSH750P			
NITROGEN	Yellow		PMU751B	PMU751A		PMSH751P		PMSH751M	
NITROGEN	Black	PMU953C	PMU953B						
NITROGEN TRIFLUORIDE	Yellow	PMU755C							
NITROUS OXIDE	Yellow	PMU809C							
NITROUS OXIDE	Blue	PMU854C	PMU854B						
NON-POTABLE WATER	Yellow	PMU75C	PMU75B	PMU75A	PMU75G			PMSH75M	
OIL	Yellow	PMU79C	PMU79B	PMU79A	PMU79G	PMSH79P			
OUTLET	Green		PMU382B						
OUTLET	Yellow		PMU855B	PMU855A					
OVERFLOW	Green		PMU384B	PMU384A					
OVERFLOW	Yellow		PMU760B	PMU760A					
OXYGEN	Green	PMU857C	PMU857B	PMU857A					
OXYGEN	Yellow	PMU96C	PMU96B						
PEROXIDE	Yellow		PMU28B	PMU28A					
PHOSPHINE	Yellow	PMU919C							
PLANT AIR	Blue	PMU101C	PMU101B	PMU101A	PMU101G	PMSH101P		PMSH101M	
PLANT WATER	Green		PMU388B						
PLUMBING VENT	Green		PMU389B						
POLYMER	Yellow		PMU561B	PMU561A					
POLYMER	White		PMU858B						
POLYMER SOLUTION	Yellow		PMU859B						
POTABLE WATER	Green	PMU76C	PMU76B	PMU76A		PMSH76P		PMSH76M	
PRIMARY	Yellow		PMU395B						
PRIMARY	Green		PMU860B						
PRIMARY SLUDGE	Yellow			PMU396A	PMU396G				
PROCESS	Yellow		PMU397B	PMU397A					
PROCESS SEWER	Green			PMU402A					
PROCESS WATER	Green		PMU30B	PMU30A	PMU30G			PMSH30M	PMPC30H
PROCESS WATER	Yellow		PMU811B	PMU811A					
PROPANE GAS	Yellow	PMU404C	PMU404B						
PUMP	Yellow		PMU405B						
R-12 REFRIGERANT	Yellow		PMU412B	PMU412A					
R-22 REFRIGERANT	Yellow		PMU413B						
RAIN WATER	Green		PMU812B						
RAW WATER	Green			PMU32A					
RE-CIRCULATED	Yellow		PMU407B						
REFRIGERANT	Yellow			PMU411A					

\*Yellow and orange markers have a black legend, all other markers have a white legend

## Pipe Markers by Legend (cont.)

Legend	Back-ground Color*	PMU Pressure Sensitive				PMSH Snap-On			PMPC Strap-On
		Size C 0.75" or Less Pipe O.D.	Size B 0.75" - 2.50" Pipe O.D.	Size A 2.50" - 8.00" Pipe O.D.	Size G 6.00" + Pipe O.D.	Size P 0.50" - 2.25" Pipe O.D.	Size N 2.25" - 4.00" Pipe O.D.	Size M 4.00" - 8.00" Pipe O.D.	Size H 8.00" + Pipe O.D.
REFRIGERANT DISCHARGE	Yellow			PMU414A					
REFRIGERANT LIQUID	Yellow	PMU415C							
REFRIGERANT SUCTION	Yellow		PMU416B	PMU416A					
REFRIGERATION	Green		PMU418B						
RELIEF	Yellow		PMU863B						
RETURN	Green	PMU63C	PMU63B	PMU63A	PMU63G	PMSH63P	PMSH63N	PMSH63M	PMPC63H
RETURN	Yellow	PMU64C	PMU64B	PMU64A	PMU64G	PMSH64P			
RETURN	Blue		PMU423B	PMU423A					
RETURN	Red		PMU865B	PMU865A					
RETURN ACTIVATED SLUDGE	Yellow			PMU889A	PMU889G				
RIVER WATER	Green		PMU425B						
ROOF DRAIN	Green		PMU426B	PMU426A	PMU426G	PMSH426P	PMSH426N	PMSH426M	PMPC426H
SALT WATER	Green		PMU866B						
SANITARY DRAIN	Green		PMU427B	PMU427A					
SANITARY SEWER	Green		PMU428B	PMU428A	PMU428G	PMSH428P	PMSH428N	PMSH428M	
SCUM	Yellow			PMU868A	PMU868G				
SCUM	Gray		PMU867B						
SEAL WATER	Green		PMU34B						
SECONDARY	Green		PMU435B						
SECONDARY	Yellow		PMU869B						
SERVICE AIR	Blue		PMU436B	PMU436A					
SEWAGE	Green		PMU438B	PMU438A					
SEWAGE	Yellow		PMU871B	PMU871A					
SEWER	Green		PMU439B						
SLUDGE	Yellow		PMU872B	PMU872A	PMU872G				
SLURRY	Green			PMU442A					
SOFT WATER	Green		PMU449B	PMU449A					
SOFTENED WATER	Green		PMU527B						
SOLVENT	Yellow	PMU450C		PMU450A					
SPRINKLER	Red	PMU454C	PMU454B	PMU454A					
SPRINKLER FIRE	Red		PMU455B	PMU455A					
SPRINKLER WATER	Red		PMU74B	PMU74A	PMU74G			PMSH74M	
STEAM	Yellow	PMU68C	PMU68B	PMU68A	PMU68G			PMSH68M	PMPC68H
STEAM CONDENSATE	Yellow							PMSH94M	
STEAM RETURN	Yellow		PMU472B	PMU472A					
STEAM SUPPLY	Yellow		PMU93B	PMU93A				PMSH93M	
STOCK	Green		PMU474B						
STORM DRAIN	Green			PMU475A	PMU475G				
SUCTION	Green		PMU479B						
SULFURIC ACID	Yellow		PMU42B	PMU42A	PMU42G	PMSH42P	PMSH42N	PMSH42M	PMPC42H
SULFUR DIOXIDE GAS	Yellow		PMU876B						
SULFUR DIOXIDE LIQUID	Yellow		PMU877B						
SULFUR DIOXIDE SOLUTION	Yellow		PMU878B						
SULFUR HEXAFLUORIDE	Yellow	PMU928C							
SUMP PUMP DISCHARGE	Green		PMU482B	PMU482A					
SUPERNATANT	Yellow		PMU879B						

\*Yellow and orange markers have a black legend, all other markers have a white legend

## Pipe Markers by Legend (cont.)

Legend	Back-ground Color*	PMU Pressure Sensitive				PMSH Snap-On			PMPC Strap-On
		Size C 0.75" or Less Pipe O.D.	Size B 0.75" - 2.50" Pipe O.D.	Size A 2.50" - 8.00" Pipe O.D.	Size G 6.00" + Pipe O.D.	Size P 0.50" - 2.25" Pipe O.D.	Size N 2.25" - 4.00" Pipe O.D.	Size M 4.00" - 8.00" Pipe O.D.	Size H 8.00" + Pipe O.D.
SUPPLY	Green	PMU61C	PMU61B	PMU61A	PMU61G	PMSH61P	PMSH61N	PMSH61M	PMPC61H
SUPPLY	Yellow	PMU62C	PMU62B	PMU62A	PMU62G	PMSH62P			
SUPPLY	Blue		PMU880B	PMU880A					
SUPPLY	Red		PMU881B	PMU881A					
TANK DRAIN	Green		PMU484B						
TEMPERED WATER	Green		PMU485B						
TETRAFLUOROMETHANE	Yellow	PMU929C							
THICKENED ACTIVATED SLUDGE	Yellow			PMU890A	PMU890G				
TOULENE	Yellow		PMU553B						
TOWER WATER	Green		PMU486B	PMU486A	PMU486G				
TOWER WATER RETURN	Green		PMU487B	PMU487A	PMU487G				
TOWER WATER SUPPLY	Green		PMU488B	PMU488A	PMU488G				
TRANSFER	Yellow			PMU891A	PMU891G				
TREATED WATER	Green		PMU44B	PMU44A	PMU44G				
TRICHLOROETHYLENE	Yellow		PMU554B						
TRICHLORSILANE	Yellow	PMU792C							
TUNGSTEN	Yellow	PMU932C							
UNBLEACHED STOCK	Yellow		PMU45B						
VACUUM	Yellow	PMU88C	PMU88B	PMU88A	PMU88G	PMSH88P	PMSH88N	PMSH88M	PMPC88H
VACUUM	Green	PMU814C	PMU814B	PMU814A			PMSH814N		
VAPOR	Yellow			PMU884A					
VENT	Green	PMU555C	PMU555B	PMU555A	PMU555G	PMSH555P	PMSH555N	PMSH555M	PMPC555H
VENT	Blue		PMU506B						
VENT	Yellow	PMU556C	PMU556B	PMU556A		PMSH556P	PMSH556N	PMSH556M	PMPC556H
WARM WATER	Green			PMU47A					
WASTE	Green		PMU508B	PMU508A					
WASTE	Yellow	PMU815C	PMU815B	PMU815A					
WASTE ACTIVATED SLUDGE	Yellow			PMU885A	PMU885G				
WASTE WATER	Yellow			PMU48A					
WASTE WATER	Green		PMU816B	PMU816A					
WATER	Green	PMU84C	PMU84B	PMU84A	PMU84G	PMSH84P	PMSH84N	PMSH84M	PMPC84H
WATER	Yellow	PMU798C	PMU798B	PMU798A					
WEAK BLACK LIQUOR	Yellow		PMU49B						
WELL WATER	Green		PMU535B	PMU535A					
WHITE WATER	Yellow	PMU53C	PMU53B						

\*Yellow and orange markers have a black legend, all other markers have a white legend

# Panduit Corp. Generic Pipe Marker Order Form

One Form per Generic Marker Option

Fax orders to Panduit Corp. - Identification Products Division, Attn. Customer Service (770-889-9264).

**Generic Markers are Non-Returnable**

Pipe Marking Products

Date: \_\_\_\_\_  
 From: \_\_\_\_\_  
 Telephone #: \_\_\_\_\_  
 End-User: \_\_\_\_\_  
 \_\_\_\_\_  
 Telephone #: \_\_\_\_\_  
 Account #: \_\_\_\_\_

Panduit Sales Rep: \_\_\_\_\_  
 Distributor: \_\_\_\_\_  
 \_\_\_\_\_  
 Distributor Contact: \_\_\_\_\_  
 Telephone #/Fax #: \_\_\_\_\_  
 Account #: \_\_\_\_\_

## Generic PMU, PMSH and PMPC Pipe Marker Options

PMU SIZE A



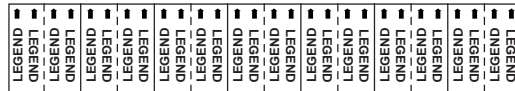
PMU SIZE B



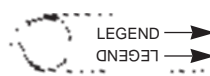
PMU SIZE G



PMU SIZE C



PMSH SERIES



PMPC SERIES



### Select the Generic Pipe Marker Part Number and Quantity:

Color Combin.	PMU Series Adhesive			
	Size C 3/4" or Less Pipe OD	Size B 3/4" - 2 1/2" Pipe OD	Size A 2 1/2" - 6" Pipe OD	Size G 6" + Pipe OD
Blk on Yell	GPMU-CY	GPMU-BY	GPMU-AY	GPMU-GY
Wht on Grn	GPMU-CG	GPMU-BG	GPMU-AG	GPMU-GG
Wht on Blue	GPMU-CB	GPMU-BB	GPMU-AB	GPMU-GB
Wht on Red	GPMU-CR	GPMU-BR	GPMU-AR	GPMU-GR
Blk on Org	GPMU-CO	GPMU-BO	GPMU-AO	GPMU-GO
Blk on Wht	---	---	---	---

\*GPMU\* parts must be ordered in multiples of 5

PMSH Series Snap-on			PMPC Series Strap-on
Size P 1/2" - 2 1/4" Pipe OD	Size N 2 1/4" - 4" Pipe OD	Size M 2 1/2" - 8" Pipe OD	Size H 8" + Pipe OD
GPMSH-PY	GPMSH-NY	GPMSH-MY	GPMPH-HY
GPMSH-PG	GPMSH-NG	GPMSH-MG	GPMPH-HG
GPMSH-PB	GPMSH-NB	GPMSH-MB	GPMPH-HB
GPMSH-PR	GPMSH-NR	GPMSH-MR	GPMPH-HR
GPMSH-PO	GPMSH-NO	GPMSH-MO	GPMPH-HO
GPMSH-PW	GPMSH-NW	GPMSH-MW	GPMPH-HW

\*GPMSH\* & GPMPH\* parts ordered by the piece

Quantity Per Legend Per Size (min. of 10): \_\_\_\_\_ Part Number: \_\_\_\_\_

### Print Legend Required:

Legend to fit on one line. Max 19 characters (including spaces)

All generic pipe markers conform to ANSI A13.1 - 1981 color, size and character height specifications.

\_\_\_\_ Artwork approval required (Panduit reserves the right to assign approval when necessary)

\_\_\_\_ Use double arrow for directional flow.

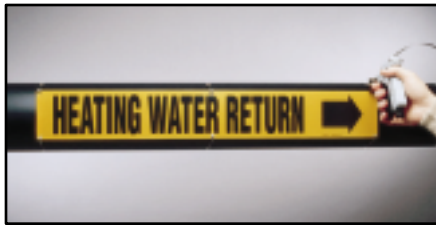
For Pricing and Lead Time Information, Contact Customer Service at 888-506-5400, ext. 1777.

Form: ID-0167

Approved by MD \_\_\_\_\_

3MAR99

Property of Panduit Corp.



**PAN-STEEL™ Self Locking Stainless Steel Ties**

- Designed for superior comfort and safety when handling due to their fully radiused sides and smooth surfaces
- Can be used in virtually all indoor and outdoor applications including most severe environments. The **PAN-STEEL** system is available in natural stainless steel.
- A complete line of tension controlled tools for proper tensioning and cut-off of all Panduit Stainless Steel Ties is available (see below)
- All Panduit Stainless Steel Ties are non-magnetic



Part Number	Pipe Outside Diameter In. (mm)	Tie Width In. (mm)	Approx. Length In. (mm)	Tension Controlled Tool Setting (GS4MT)	Std. Pkg.*
<b>MLT8S-CP</b>	Up to 8 (203)	0.18 (4.4)	27 (680)	Std.	100
<b>MLT10S-CP</b>	8 - 10 (203 - 254)	0.18 (4.6)	33 (838)	Std.	100
<b>MLT15S-CP</b>	8 - 15 (203 - 381)	0.18 (4.6)	50 (1270)	Std.	25

\*Order the number of ties required in multiples of Std. Pkg.  
 AISI 316 Stainless Steel Ties also available. Contact factory for details.



**Custom Length Steel Banding System**

- Stainless Steel Banding System provides ties for any size pipe diameter
- To use, extract as much banding as needed, cut off with Panduit GS4MT tool and CAMT accessory (or with shears) and install with MTHS (self locking head)

Part Number	Description	Tension Controlled Tool Setting	Std. Pkg.*
<b>Continuous Banding</b>			
<b>MBS-TLR</b>	0.18" (4.4 mm) wide banding supplied on reels	Std.	250' (76 m)
<b>Self-Locking Heads</b>			
<b>MTHS-C</b>	Individual Locking Heads	Std.	100 heads

MBS-TLR Banding - Std. Pkg. = 250ft. reel. Order the number of reels required.  
 MTHS-C Heads - Std. Pkg. = 100 pcs. Order the number of pcs. required in multiples of Std. Pkg.  
 AISI 316 Stainless Steel Banding also available. Contact factory for details.



**Installation Tooling for PAN-STEEL Stainless Steel Ties and Custom Length Steel Banding System**

sgs4mt



**GS4MT**

- Automatically tensions and cuts off tie flush when predetermined tension is reached
- One hand operation, lightweight
- Easy removal of excess tie tail
- Installs both standard and heavy cross section ties



**CAMT**

- This accessory is used with the GS4MT tool to cut continuous banding system (MBS). This accessory drops into the tool for use. Attaches to the tool with supplied lanyard.



**ST2MT**

- Economical
- Plier type design provides a mechanical advantage
- Tensioning is controlled by the installer
- Flush cut is made by twisting the tool
- Installs both standard and heavy cross section ties



**HTMT**

- Very economical
- Coiled band end, which remains after tensioning, assures a safe end
- Specially adapted screwdriver type tool is used to tension standard and heavy cross section ties
- Manual tension, no cut-off

## ANSI Color Coded Arrow Tape



### Liner Mounted Tape

- Made from durable AT Outdoor Polyethylene to meet the requirements of CONEG January 1, 1992

2" (51 mm) Width Part Number	4" (102 mm) Width Part Number	Color (Arrow/Background)	Roll Length	Std. Pkg.*
<b>AT2Y</b>	<b>AT4Y</b>	Black/Yellow	30 Yards (27 m)	1 Roll
<b>AT2B</b>	<b>AT4B</b>	White/Blue		
<b>AT2R</b>	<b>AT4R</b>	White/Red		
<b>AT2G</b>	<b>AT4G</b>	White/Green		

\*Order number of rolls required in multiples of Std. Pkg.



### Self-Wound Tape

- Made of durable GMV6 Vinyl for indoor use

2" (51 mm) Width Part Number	Color (Arrow/Background)	Roll Length	Std. Pkg.*
<b>HT2A-BLK-YEL</b>	Black/Yellow	18 Yards (16 m)	1 Roll
<b>HT2A-WHT-BLU</b>	White/Blue		
<b>HT2A-WHT-RED</b>	White/Red		
<b>HT2A-WHT-GRN</b>	White/Green		

\*Order number of rolls required in multiples of Std. Pkg.

## Pressure Sensitive Arrow Markers



- Identify directional flow of pipe contents
- Made from heavy duty material for indoor/outdoor applications
- Match the size and color of the legends for a standardized pipe marking system

Pipe Outside Diameter Range In. (mm)	Arrow Height In. (mm)	Marker Size In. (mm)	Mkrs/ Card	ANSI Background Color			
				Yellow	Green	Blue	Red
0.75 - 2.13 (19 - 54)	0.75 (19)	1.13 x 7.00 (28 x 178)	4	<b>PMUY-SARO-B</b>	<b>PMUG-SARO-B</b>	<b>PMUB-SARO-B</b>	<b>PMUR-SARO-B</b>
2.25 - 6.00 (57 - 152)	2.00 (51)	2.25 x 14.00 (57 x 356)	1	<b>PMUY-SARO-A</b>	<b>PMUG-SARO-A</b>	<b>PMUB-SARO-A</b>	<b>PMUR-SARO-A</b>

Std. Pkg. = 5 Cards. Order the number of cards required in multiples of Std. Pkg.



## ANSI Color Coded Banding Tape - Solid Color

### Liner Mounted Tape

- Made from durable BT Outdoor Polyethylene to meet the requirements of CONEG January 1, 1992

2" (51 mm) Width Part Number	4" (102 mm) Width Part Number	Background Color	Roll Length	Std. Pkg.*
BT2Y	BT4Y	Yellow	30 Yards (27 m)	1 Roll
BT2B	BT4B	Blue		
BT2R	BT4R	Red		
BT2G	BT4G	Green		
BT2O	BT4O	Orange		

\*Order number of rolls required in multiples of Std. Pkg.

### Tape Requirement Guide for 30 Yard (27 m) Rolls

Pipe Outside Diameter In. (mm)	Maximum Number of Wraps Per Roll
1 (25)	327
2 (51)	164
3 (76)	109
4 (102)	82
5 (127)	65

Pipe Outside Diameter In. (mm)	Maximum Number of Wraps Per Roll
6 (152)	55
7 (178)	47
8 (203)	41
9 (229)	36
10 (254)	33



## Create Your Own Pipe Markers

- Use **PAN-ALIGN™** Die Cut Numbers, Letters and Directional Arrows on [page 20](#) to create your own custom pipe markers
- Choose the blank background marker to meet your specific color and identification requirements

Pipe Marker Background Color	For Pipe O.D. Range			
	Under 0.75 (19)	0.75 - 2.25 (19 - 57)	2.50 - 6.00 (64 - 152)	Over 6.00 (152)
Blue	<b>PMU804C</b>	<b>PMU804B</b>	<b>PMU804A</b>	—
Gray	—	<b>PMU825B</b>	<b>PMU825A</b>	<b>PMU825G</b>
Green	<b>PMU55C</b>	<b>PMU55B</b>	<b>PMU55A</b>	<b>PMU55G</b>
Orange	<b>PMU803C</b>	<b>PMU803B</b>	<b>PMU803A</b>	<b>PMU803G</b>
Purple	—	<b>PMU826B</b>	<b>PMU826A</b>	<b>PMU826G</b>
Red	<b>PMU56C</b>	<b>PMU56B</b>	<b>PMU56A</b>	<b>PMU56G</b>
Yellow	<b>PMU54C</b>	<b>PMU54B</b>	<b>PMU54A</b>	<b>PMU54G</b>
White	<b>PMU57C</b>	<b>PMU57B</b>	<b>PMU57A</b>	<b>PMU57G</b>
<b>Markers/Card</b>	7	4	1	1

Std. Pkg. = One card. Order the number of cards required.

To Use:

- Select the size of the PMU marker.
- Select part number of the blank marker-ANSI background color required.
- Select the kit or markers on [page 20](#) to be used. (Letters, Numbers and Arrows)

## How to Install Snap-On Pipe Markers



1. Spring open desired pipe marker.



2. Wrap marker around the pipe. The marker will completely encircle the pipe for 360° visibility. Be sure the directional flow arrows are pointed in the proper direction.



3. Finish by peeling off the adhesive liner from the clear tape and secure the tape to the marker.

## How to Install Strap-On Pipe Markers



1. Thread tie over the edge and thru the hole of the marker. Proceed threading under the marker, thru the opposite hole, then over the edge of the marker.



2. Place the marker against the pipe. Be sure the directional flow arrows are pointed in the proper direction.



3. Secure strap snugly around the pipe, tension and cut the tie using Panduit recommended tool.

## How to Install Pressure Sensitive Pipe Markers



1. Clean the pipe with an appropriate cleaner and allow to dry.




2. Separate the pipe marker from the liner.



3. Apply the marker to the pre-cleaned area of the pipe.



## Marker Plates, Marker Tags and Valve Tags



- Designed to meet ANSI A13.1 Sect. 3.1 for identification of materials in pipes of less than 0.75" (19 mm) in diameter and for valve and fitting identification. Marker plates and tags can be marked by hand with an electric pencil engraver or indented or embossed to provide permanent identification for harsh environments. Contact factory.
- Stainless steel, brass, aluminum, anodized aluminum and colored stainless steel are available.
- Fasten to valve with **PAN-STEEL™** Stainless Steel Ties, brass "S" hook, jack chain or beaded chain found on [page 81](#).
- See [pages 81](#) and [82](#) for a variety of Panduit Marking Systems designed to identify all Panduit Stainless Steel, Brass or Aluminum products featured in this catalog.
- All metal products can be custom marked by Panduit on one of three computer controlled systems. See [page 81](#) for details.
- Panduit stainless steel, brass, aluminum marker plates and tags are used to tag equipment and identify cables, pipes, hoses and conduit.

### Stainless Steel Marker Plates



Part Number	W x L In. (mm)	Material	Std. Pkg.*
<b>MMP350-C</b>	0.75 x 3.50 (19 x 89)	304 Stainless	100 Pieces
<b>MMP350-C316</b>	0.75 x 3.50 (19 x 89)	316 Stainless	
<b>MMP350W38-C</b>	0.38 x 3.50 (10 x 89)	304 Stainless	
<b>MMP350W38-C316</b>	0.38 x 3.50 (10 x 89)	316 Stainless	
<b>MMP172-C</b>	0.75 x 1.72 (19 x 44)	304 Stainless	
<b>MMP172-C316</b>	0.75 x 1.72 (19 x 44)	316 Stainless	
<b>MMP172W38-C</b>	0.38 x 1.72 (10 x 44)	304 Stainless	
<b>MMP172W38-C316</b>	0.38 x 1.72 (10 x 44)	316 Stainless	

\*Order the number of pieces required in multiples of Std. Pkg.

### Color-Coated Stainless Steel Marker Plates



Color-coated stainless steel plates in 8 colors are used to tag equipment, identify cables, bundles and tags.

Part Number	W x L In. (mm)	Material*	Color	Std. Pkg.*
<b>MT350-Q0</b>	0.75 x 3.50 (19 x 89)	304 Stainless w/powder coating	Black	25 Pieces
<b>MT350-Q1</b>			Brown	
<b>MT350-Q2</b>			Red	
<b>MT350-Q4</b>			Yellow	
<b>MT350-Q5</b>			Green	
<b>MT350-Q6</b>			Blue	
<b>MT350-Q10</b>			White	
<b>MT350-Q49</b>			Gold	

\*Order the number of pieces required in multiples of Std. Pkg.  
-316 Stainless Steel available, contact factory for details on minimum order quantities.  
Above tags are provided with 0.25" (6.4 mm) hole.

### Anodized Aluminum Marker Plates




Part Number	W x L In. (mm)	Material	Color	Std. Pkg.*
<b>AP350W06-Q0</b>	1.06 x 3.50 (27 x 89)	Anodized Aluminum	Black	25 Pieces
<b>AP350W06-Q1</b>			Brown	
<b>AP350W06-Q2</b>			Red	
<b>AP350W06-Q5</b>			Green	
<b>AP350W06-Q6</b>			Blue	
<b>AP350W06-Q49</b>			Gold	

\*Order the number of pieces required in multiples of Std. Pkg.

## Stainless Steel and Brass Valve Tags

- Used with **PAN-STEEL™** Stainless Steel Cable Ties. Refer to **PAN-STEEL** System Catalog SA101N16G for additional product listings.



Part Number	W x L In. (mm)	Material	Std. Pkg.*
<b>MT350-C</b>	0.75 x 3.50 (19 x 89)	304 Stainless	100
<b>MT350-C316</b>		316 Stainless	100
<b>MT172-C</b>	0.75 x 1.72 (19 x 44)	304 Stainless	100
<b>MT172-C316</b>		316 Stainless	100
<b>MT172W38-C</b>	0.38 x 1.72 (10 x 44)	304 Stainless	100
<b>MT172W38-C316</b>		316 Stainless	100
<b>MT350W38-C</b>	0.38 x 3.50 (10 x 89)	304 Stainless	100
<b>MT350W38-C316</b>		316 Stainless	100
<b>MT338W21-Q</b>	2.13 x 3.38 (54 x 86)	304 Stainless	25
<b>MTB338W21-Q</b>		Brass	25
<b>MT350W17-Q</b>	1.73 (44) x 3.50 (88.9)	304 Stainless	25
<b>MTB350W17-Q</b>		Brass	25
<b>MMP338W21-Q</b>	2.13 (54) x 3.38 (86)	304 Stainless	25
<b>MMPB338W21-Q</b>		Brass	25
<b>MMP350W17-Q</b>	1.73 x 3.50 (44 x 89)	304 Stainless	25
<b>MMPB350W17-Q</b>		Brass	25
<b>MT125B-Q</b>	1.25 (32) Octagon	304 Stainless	25
<b>MTB125B-Q</b>		Brass	25
<b>MT150B-Q</b>	1.50 (38) Octagon	304 Stainless	25
<b>MTB150B-Q</b>		Brass	25
<b>MT1D-Q</b>	1.00 (25) Circular	304 Stainless	25
<b>MTB1D-Q</b>		Brass	25
<b>MT150D-Q</b>	1.50 (38) Circular	304 Stainless	25
<b>MTB150D-Q</b>		Brass	25
<b>MT213D-Q</b>	2.13 (54) Circular	304 Stainless	25
<b>MTB213D-Q</b>		Brass	25
<b>MT1S-Q</b>	1.00 x 1.00 (25 x 25) Square	304 Stainless	25
<b>MTB1S-Q</b>		Brass	25
<b>MT125S-Q</b>	1.25 x 1.25 (32 x 32) Square	304 Stainless	25
<b>MTB125S-Q</b>		Brass	25
<b>MTB136S-Q</b>	1.36 x 1.36 (34 x 34) Square	Brass	25
<b>MT206W119A-Q</b>	1.19 x 2.06 (30 x 52) Dog Tag	304 Stainless	25
<b>MTB206W119A-Q</b>		Brass	25
<b>AP350HW86-C</b>	0.86 x 35.0 (22 x 89)	Aluminum	100

\*Order the number of pieces required in multiples of Std. Pkg.  
All above tags except AP350HW86-C are designed with (1) 0.25" (6.4mm) diameter hole.

## Valve Tag Accessories




### "S" Hook

Part Number	Overall Length In. (mm)	Wire Diameter In. (mm)	Std. Pkg.*
<b>MSH162-C</b>	1.63 (41)	0.10 (2.7)	100
<b>MSH150-C</b>	1.50 (38)	0.10 (2.7)	100
<b>MSH125-C</b>	1.25 (32)	0.12 (2.7)	100

\*Order the number of hooks required in multiples of Std. Pkg.

## Valve Tag Accessories (cont.)



### Beaded Chain

Part Number	Description	Material	Std. Pkg.*
<b>MCB4-C</b>	Extremely flexible 4.50" (114 mm) bead chain with locking link; Chain is #6, 1/8" (3.2 mm) bead diameter	Solid Brass	100
<b>MCN4-C</b>		Nickel Plated Steel	100


Order the number of chains required in multiples of Std. Pkg.

## Computer Controlled Custom Marking Service

All Panduit Metal Products and PSL-11 High Security Anodized Aluminum Locks\* found on [page 34](#) can be custom marked by one of two computer controlled systems.

- Sharp, crisp high quality legends
- Sequential numbers for serialization
- Bar coding capability on selected colored tags. (Laser System Only)
- Computer controlled Embosser and Laser Marking Systems
- See [page 37](#) for custom marking order form
- Contact factory for further details

\*Anodized Aluminum Locks cannot be embossed



## Marking Systems

Panduit offers a variety of marking systems to accommodate all of your identification needs. From low to high volume marking, these systems provide versatility and convenience.



### MEHT Embosser

- Embosses 0.19" (5 mm) characters onto rolls of stainless steel or aluminum tape
- Kit includes hand operated embosser, roll of stainless steel and aluminum tape, and carrying case
- Tool punches a single 0.19" (5 mm) diameter hole (for std. cross section tie) or a series of holes for wider cross-section sizes
- Can be used with **PAN-STEEL™** ties as a flag or a marker



Part Number	Description	Std. Pkg.*
<b>MEHT</b>	Tool Kit	1 Kit
<b>META-X</b>	0.50" x 16' (13 mm x 5 m) aluminum	10 Rolls
<b>METS3-X</b>	0.50" x 21' (13 mm x 6 m) 316 stainless steel tape	
<b>METS4-X</b>	0.50" x 21' (13 mm x 6 m) 430 stainless steel tape	

\*MEHT: Order the number of kits required

META-X, MET3S-X and METS4-X: Order the number of rolls required in multiples of Std. Pkg.

## Marking Systems (cont.)



### Electric Engraver

- Ideal for on the spot permanent identifications
- For use with all Panduit metal tags, ties and marker plates in this catalog

Part Number	Description	Std. Pkg.*
<b>MET</b>	Plug in engraving tool, requires 110 volts, 60 cycle	1
<b>MET-DT</b>	Diamond tip accessory for MET engraving tool	

\*Order the number of tools required



### STK12 Marker Stamp Kit

- 1/8" (3.2 mm) character height
- Contains 100 character stamps
- Holder takes up to 9 characters
- Holder and carrying case included
- The impression is made by hitting with a hammer

#### Characters include:

A	A	B	B	C	C	D	D	E	E	E	F	F	G	G	H	H	I
I	J	J	K	K	L	L	L	M	M	N	N	N	O	O	P	P	Q
R	R	S	S	S	T	T	U	U	U	V	W	W	X	X	Y	Z	& /
/	-	-	.	.	,	,	1	1	1	1	2	2	2	2	3	3	3
4	4	5	5	5	6	6	6	7	7	7	8	8	8	9	9	9	0



Part Number	Description	Std. Pkg.*
<b>STK12</b>	Marker Stamp Kit; Characters include:	1 Kit

\*Order number of kits required



### IMP Manual Indenter Marking Press

- With the unique interchangeable wheel feature, one press and three wheel sizes add versatility to your marking requirements
- Standard fixture holds MMP350 Series Marker Plates, MLT Series Cable Ties, and MS Series Strapping. Special fixtures may be required to position other items. Contact factory for details.
- Interchangeable wheels for 3/32" (2.4mm), 1/8" (3.2mm) or 3/16" (4.8mm) character height are available

Part Number	Description	Std. Pkg.*
<b>IMP094</b>	Indenter Press with 3/32" (2.4mm) wheel	1 Press
<b>IMP125</b>	Indenter Press with 1/8" (3.2mm) wheel	
<b>IMP187</b>	Indenter Press with 3/16" (4.8mm) wheel	

\*Order the number of presses required (includes press, character wheel, and fixturing)

Characters include:

**ABCDEFGHIJKLMN OPQR ST**  
**UVWXYZ&1234567890.-/**

Standout (3D) Signs



- Rigid acrylic standout sign will identify the location of locks, lockout devices and tags from any vantage point on the plant floor
- Pre-drilled holes as well as self-adhesive mounting pads and mounting screws and washers are provided for quick and easy installation

Part Number	Legend	Size In. (mm)	Color	Std. Pkg.*
PAS-EXIT	EXIT	8.75 x 15.00 (222 x 381)	Red on White	1
PAS-FIREAL	FIRE ALARM	6.00 x 8.75 (152 x 222)		
PAS-FIREEX	FIRE EXTINGUISHER			
PAS-LOTO	LOCKOUT SAFETY CENTER			

\*Order number of signs required in multiples of Std. Pkg.

Facility Signs



**GMM Indoor/Outdoor Sub-Surface Printed Adhesive Polyester (Type PPS)**

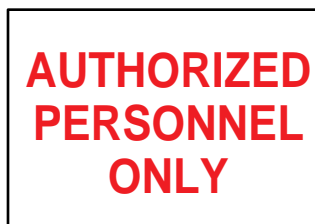
- High quality signs for use indoors and outdoors
- Excellent resistance to UV light, chemical atmosphere, and abrasion
- Excellent life and adhesion properties
- Printed graphics are protected by clear polyester laminate

**GMPE1 Indoor/Outdoor Rigid Polyethylene (Type PRS)**

- Rugged signs for indoors and outdoors
- Abrasion resistant
- Used where adhesives will not work

Adhesive Polyester Part Number	Rigid Polyethylene Part Number	Width x Height In. (mm)	Signs/Card	Std. Pkg.*
PPS0202	—	2.25 x 2.25 (57 x 57)	4	5 Cards
PPS0305	—	3.50 x 5.00 (89 x 127)	2	5 Cards
PPS0310	<b>PRS0310</b>	3.50 x 10.00 (89 x 254)	—	5 Signs
PPS0505	—	5.00 x 5.00 (127 x 127)	—	5 Signs
PPS0514	—	5.00 x 14.00 (127 x 356)	—	5 Signs
PPS0710	<b>PRS0710</b>	7.00 x 10.00 (178 x 254)	—	1 Sign
PPS1014	<b>PRS1014</b>	10.00 x 14.00 (254 x 356)	—	1 Sign
PPS1209	<b>PRS1209</b>	12.00 x 9.00 (305 x 229)	—	1 Sign
—	<b>PRS1420</b>	20.00 x 14.00 (355 x 508)	—	1 Sign

\*Order number required in multiples of Std. Pkg.



PPS0710B335  
PRS1014B335



PPS0710N190



PPS1014D462  
PRS1014D462



PRS0710D59



PPS0710C130



PPS0710D82



PPS0710B430  
PRS0710B430



PPS0202B496


Facility Signs (cont.)



PPS1209B307



PPS 1209B317  
PPS1209B317



PPS0310F319  
PPS0310F319



PPS0710D47




PPS0202B507



PPS0514B265



PPS1014B268



PPS1420B436



PPS0710B380  
PPS0710B380



PPS0505B464



PPS1014B388



PPS0202B498



PPS1014B282



PPS0710C133

See [page 46](#) for Lockout/Tagout legends and [pages 53-55](#) for Electrical legends.

To order custom legend signs, refer to Custom Sign Order Forms on [pages 56-57](#).

All tags have a write-on surface that accepts pen, pencil or marker pens. Package consists of 25 tags and 25 PLT1.5I cable ties (5.6" / 142 mm length). Available in 2 styles:



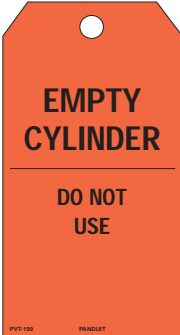



- PVT Tags: Semi-rigid plastic tags with a 0.38" (9 mm) brass grommet for greater strength and durability
- PCT Tags: Economical card stock tags for indoor or temporary use


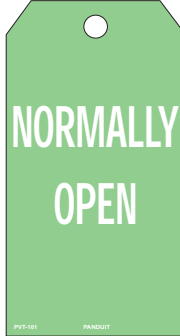

(Unless legend for back side of tag is shown, it is indicated below tag part numbers. Legends for Style A, B or C backs are shown at bottom of page).

Part Number	Material	Size In. (mm)	Tags & Ties/ Pkg.	Std. Pkg.*
PVT*-Q	GMV5 Semi-Rigid Plastic	3.00 x 5.75 (76 x 146)	25	1 Pkg.
PCT*-Q	Card Stock			



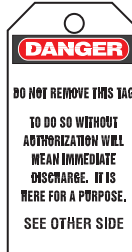
\*Order number of packages required in multiples of Std. Pkg.

## Facility Identification Tags

					
PVT-38-Q PCT-38-Q Style A	PVT-3-Q PCT-3-Q Style C	PVT-199-Q PCT-199-Q PCT-199F-Q Blank	PVT-200-Q PCT-200-Q PCT-200F-Q Blank	PVT-234-Q PCT-234-Q SEE OTHER SIDE	PVT-235-Q PCT-235-Q SEE OTHER SIDE

		
PVT-102-Q Same as Front	PVT-101-Q Same as Front	PVT-136-Q PCT-136-Q Blank

### Back Side of Tags

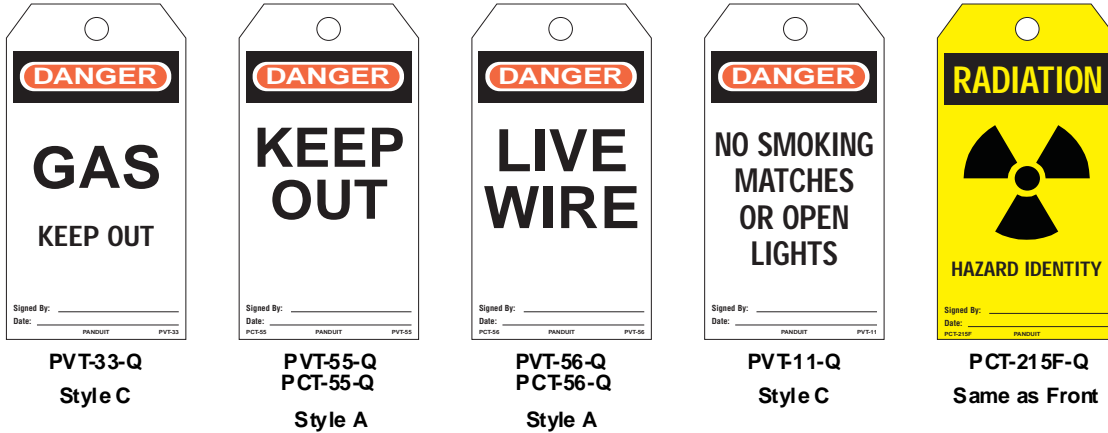
		
Style A	Style B	Style C

## Health and Safety Tags

					
PVT-36-Q Style A	PCT-145-Q PCT-145F-Q Same as Front	PVT-18-Q Style C	PVT-16-Q Style C	PVT-4-Q Style C	PVT-53-Q Style A

## Health and Safety Tags (cont.)

See [page 85](#) for information on part number sizes and materials. Unless legend for back side of tag is shown, it is indicated below tag part numbers. Legends for Style A, B or C backs are shown on [page 85](#).



## Regulatory Safety Tags

See [page 85](#) for information on part number sizes and materials.



Front Back Front Back Front Back Front Back

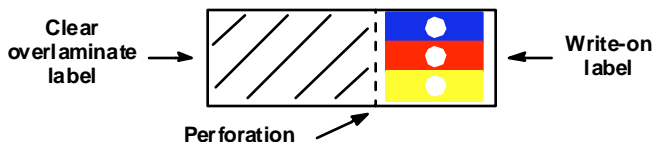


Front Back Front Back

See [pages 39-44](#) for Lockout/Tagout legends and [pages 58-61](#) for Electrical legends. To order custom legend tags, refer to Custom Tag Order Forms on [pages 60-61](#).



## Laminated Write-On Regulatory Labels in Dispenser



- Convenient design allows you to create custom laminated Right-To-Know labels:
  1. Write legend desired on write-on label area
  2. Remove entire label from liner
  3. Tear on perforation to separate write-on label from overlamine label
  4. Apply write-on label to desired location
  5. Apply clear overlamine label on top of write-on label to protect legend

Part Number	Legend	Color	Material	Write-On Label Size In. (mm)	Overlamine Label Size In. (mm)	Label Sets/Disp.	Std. Pkg.*
<b>PLD-89</b>	NFPA Diamond	Blue, Red and Yellow on White	GMV Vinyl	1.50 x 1.00 (38 x 25)	1.75 x 1.00 (44 x 25)	100	1 disp.
<b>PLD-90</b>	Color Bar Format						

\*Order number of dispensers required in multiples of Std. Pkg.

## Letters and Numbers

### Choosing Letter/Number Size According to ANSI

ANSI has guidelines which specify legend height based on visibility required for readability. Use the following chart to help choose Panduit Letters and Numbers:

Character Height	Maximum Readability Distance
1" (25 mm)	40' (12 m)
2" (51 mm)	75' (23 m)
3" (76 mm)	105' (32 m)
4" (102 mm)	150' (45 m)
6" (152 mm)	300' (91 m)



## Outdoor Vinyl Letters and Numbers

### GMV2 Vinyl

- Designed for indoor and outdoor applications
- Available in 2 sizes



Legend	Part Number			Legend Height In. (mm)	Marker Size In. (mm)	Markers/Card	Std. Pkg.*
	Black Legend on Yellow	Black Legend on Orange	Yellow Legend on Black				
0 1 Thru 9	<b>PVL100BY-0</b> <b>PVL100BY-1</b> thru <b>PVL100BY-9</b>	<b>PVL100BO-0</b> <b>PVL100BO-1</b> thru <b>PVL100BO-9</b>	<b>PVL100YB-0</b> <b>PVL100YB-1</b> thru <b>PVL100YB-9</b>	1.00 (25)	0.88 x 1.50 (22 x 38)	10	25 Cards
A Thru z	<b>PVL100BY-A</b> thru <b>PVL100BY-Z</b>	<b>PVL100BO-A</b> thru <b>PVL100BO-Z</b>	<b>PVL100YB-A</b> thru <b>PVL100YB-Z</b>				
—(Dash)	<b>PVL100BY-DSH</b>	<b>PVL100BO-DSH</b>	<b>PVL100YB-DSH</b>				
0 1 Thru 9	<b>PVL200BY-0</b> <b>PVL200BY-1</b> thru <b>PVL200BY-9</b>	<b>PVL200BO-0</b> <b>PVL200BO-1</b> thru <b>PVL200BO-9</b>	<b>PVL200YB-0</b> <b>PVL200YB-1</b> thru <b>PVL200YB-9</b>	2.00 (51)	0.88 x 2.25 (22 x 57)	10	25 Cards
A Thru z	<b>PVL200BY-A</b> thru <b>PVL200BY-Z</b>	<b>PVL200BO-A</b> thru <b>PVL200BO-Z</b>	<b>PVL200YB-A</b> thru <b>PVL200YB-Z</b>				
—(Dash)	<b>PVL200BY-DSH</b>	<b>PVL200BO-DSH</b>	<b>PVL200YB-DSH</b>				

\*Order the number of cards required, in multiples of Std. Pkg.

## Vinyl Cloth Letter and Number Marker Cards

### GMC1 Vinyl Cloth

- Identify shelving, cable tray, racks, etc.
- Designed for indoor and outdoor marking



PCL025



PCL037



PCL062



PCL100



PCL200



PCL300



PCL400



PCL600

Part Number Prefix	Legend Height In. (mm)	Marker Size In. (mm)	Markers/ Card	Part Number Prefix	Legend Height In. (mm)	Marker Size In. (mm)	Markers/ Card
PCL025	0.25 (6)	0.25 x 0.38 (6 x 10)	144	PCL200	2.00 (51)	0.88 x 2.25 (22 x 57)	10
PCL037	0.38 (10)	0.34 x 0.75 (9 x 19)	78	PCL300	3.00 (76)	1.50 x 3.50 (38 x 89)	6
PCL062	0.63 (16)	0.56 x 0.75 (14 x 19)	32	PCL400	4.00 (102)	1.75 x 5.00 (44 x 127)	5
PCL100	1.00 (25)	0.88 x 1.50 (22 x 38)	10	PCL600	6.00 (152)	5.00 x 9.00 (127 x 229)	1

Legend	Part Number					Std. Pkg.*
	0.25" (6 mm) Legend	0.38" (10 mm) Legend	0.63" (16 mm) Legend	1.00" (25 mm) Legend	2.00" (51 mm) Legend	
0 1 Thru 9	PCL025-0 PCL025-1 Thru PCL025-9	PCL037-0 PCL037-1 Thru PCL037-9	PCL062-0 PCL062-1 Thru PCL062-9	PCL100-0 PCL100-1 Thru PCL100-9	PCL200-0 PCL200-1 Thru PCL200-9	25 Cards
0-9 3 cards ea: 1 Thru 5 2 cards ea: 6 Thru 0	<b>PCLCP025-0-9</b>	<b>PCLCP037-0-9</b>	<b>PCLCP062-0-9</b>	<b>PCLCP100-0-9</b>	<b>PCLCP200-0-9</b>	1 Pkg. (25 Cards)
-(Dash)	PCL025-DSH	PCL037-DSH	PCL062-DSH	PCL100-DSH	PCL200-DSH	25 Cards
Consecutive Numbers	PCL025-0-9 (16) ea. 0 Thru 5 (12) ea. 6 Thru 9	PCL037-0-9 (9) ea. 0 Thru 5 (6) ea. 6 Thru 9	PCL062-0-9 (4) ea. 0 & 1 3 ea. 2 Thru 9	PCL100-0-9 (1) ea. 0 Thru 9	PCL200-0-9 (1) ea. 0 Thru 9	25 Cards
A B Thru Z	PCL025-A PCL025-B Thru PCL025-Z	PCL037-A PCL037-B Thru PCL037-Z	PCL062-A PCL062-B Thru PCL062-Z	PCL100-A PCL100-B Thru PCL100-Z	PCL200-A PCL200-B Thru PCL200-Z	25 Cards
A-Z 1 Card ea: A Thru Z	<b>PCLCP025-A-Z</b>	<b>PCLCP037-A-Z</b>	<b>PCLCP062-A-Z</b>	<b>PCLCP100-A-Z</b>	<b>PCLCP200-A-Z</b>	1 Pkg. (25 Cards)
Consecutive Letters				PCL100-A-J (1) ea. A Thru J	PCL200-A-J (1) ea. A Thru J	25 Cards
				PCL100-K-T (1) ea. K Thru J	PCL200-K-T (1) ea. K Thru t	25 Cards
				PCL100-U-Z (2) ea. U Thru X (1) ea. Y & Z	PCL200-U-Z (2) ea. U Thru X (1) ea. Y & Z	25 Cards

Legend	Part Number			Std. Pkg.*
	3.00" (76 mm) Legend	4.00" (102 mm) Legend	6.00" (152 mm) Legend	
0 1 Thru 9	PCL300-0 PCL300-1 Thru PCL300-9	PCL400-0 PCL400-1 Thru PCL400-9	PCL600-0 PCL600-1 Thru PCL600-9	25 Cards
0-9 3 cards ea: 1 Thru 5 2 cards ea: 6 Thru 0	<b>PCLCP300-0-9</b>	<b>PCLCP400-0-9</b>	<b>PCLCP600-0-9</b>	1 Pkg. (25 Cards)
-(Dash)	PCL300-DSH	—	—	25 Cards
A B Thru Z	PCL300A PCL300-B Thru PCL300-Z	PCL400-A PCL400-B Thru PCL400-Z	PCL600-A PCL600-B Thru PCL600-Z	25 Cards
A-Z 1 Card ea: A Thru Z	<b>PCLCP300-A-Z</b>	<b>PCLCP400-A-Z</b>	<b>PCLCP600-A-Z</b>	1 Pkg. (25 Cards)

\*Order the number of cards required, in multiples of Std. Pkg.




## Hazard Tape

### Self-Wound Tape

- Self-Adhesive Striped and Checkered Warning /Hazard Tape
- Patterns make tape more visible
- Color coded for quick identification
- Can be used in place of paint

2" (51 mm) Width Part Number	3" (76 mm) Width Part Number	Pattern	Colors	Roll Length Yd. (m)	Std. Pkg.*
<b>HT2S-BLK-YEL</b>	<b>HT3S-BLK-YEL</b>	Stripe	Black/Yellow	18 (16)	1 Roll
HT2P-BLK-YEL	HT3P-BLK-YEL	Check			
HT2S-RED-WHT	HT3S-RED-WHT	Stripe	Red/White		
HT2P-RED-WHT	HT3P-RED-WHT	Check			
HT2S-BLK-WHT	HT3S-BLK-WHT	Stripe	Black/White		
HT2P-BLK-WHT	HT3P-BLK-WHT	Check			
HT2S-MGA-YEL	HT3S-MGA-YEL	Stripe	Magenta/Yellow		
HT2P-MGA-YEL	HT3P-MGA-YEL	Check			

\*Order number of rolls required in multiples of Std. Pkg.



## Self-Adhesive Floor Dots

- Used to mark traffic lanes or off limit areas indoors
- Less mess than paint

Part Number			Dot Diameter In. (mm)	Dots/Roll	Std. Pkg.*
Red	Yellow	White			
FD2-RED	FD2-YEL	FD2-WHT	2 (51)	500	1 Roll
FD3-RED	FD3-YEL	FD3-WHT	3 (76)		
FD4-RED	FD4-YEL	FD4-WHT	4 (102)		
FD5-RED	FD5-YEL	FD5-WHT	5 (127)		

\*Order number of rolls required in multiples of Std. Pkg.



## Self-Adhesive Solid Color Warning Tape

### Self-Wound Tape

- Used to identify hazards, traffic lanes, etc.
- Installs faster and lasts longer than paint
- Durable GMV6 Vinyl tape for indoor use

2" (51 mm) Width Part Number	3" (76 mm) Width Part Number	Color	General Use Description	Roll Length Yd. (m)	Std. Pkg.*
<b>HT2-RED</b>	HT3-RED	Red	Danger and fire protection equipment	60 (55)	1 Roll
HT2-ORN	HT3-ORN	Orange	Electrical hazards		
<b>HT2-YEL</b>	HT3-YEL	Yellow	Designating caution		
HT2-GRN	HT3-GRN	Green	Safety and first aid equipment location		
HT2-BLU	HT3-BLU	Blue	Warning against starting equipment		
HT2-PUR	HT3-PUR	Purple	Housekeeping and traffic markings		
HT2-BLK	HT3-BLK	Black			
HT2-GRY	HT3-GRY	Gray			
HT2-BRN	HT3-BRN	Brown			
HT2-WHT	HT3-WHT	White	Used in combination with other colors		

\*Order number of rolls required in multiples of Std. Pkg.


- The International Organization for Standardization (ISO) has established a system to communicate safety information without the use of words. This is accepted in most countries worldwide. Colors and shapes recognizable worldwide are prescribed. Ref. ISO 3864 (DIN 40008, DIN 4844)

## Warning Symbols

- ISO symbology for "Caution" or "Risk of Danger" is a triangle (using black and yellow as its primary colors) to denote "WARNING"

Part Number Prefix	Triangle Width In. (mm)	Markers/ Card	Material	Std. Pkg.*
PESW-A-*	0.5 (13)	10	GMV10L Vinyl	10 Cards
PESW-B-*	1.0 (25)	10		
PESW-C-*	2.0 (50)	10		
PESW-D-*	3.9 (100)	3		
PESW-E-*	7.9 (200)	1		

\*Order number of cards required in multiples of Std. Pkg.



**PESW-\*-1**

Caution - risk of electric shock



**PESW-\*-2**

Caution - risk of fire



**PESW-\*-3**

Caution - risk of explosion



**PESW-\*-4**

Caution - toxic hazard



**PESW-\*-5**

Caution - corrosive substance



**PESW-\*-8**

Caution - laser beam



**PESW-\*-9**

Caution - general warning, risk of danger



**PESW-\*-14**

Caution - industrial trucks



**PESW-\*-15**

Caution - oxidizing materials



**PESW-\*-24**

Caution - low temperature



**PESW-\*-25**

Caution - slippery surface



**PESW-\*-26**

Caution - trip hazard



**PESW-\*-27**

Caution - drop

## Hot Surface Warning Labels

Part Number	Triangle Width In. (mm)	Material	Std. Pkg.*
<b>WL35</b>	2.0 (50)	GMV10L Vinyl	1 Pkg. (50 Labels)
<b>WL36</b>			

\*Order number of packages required in multiples of Std. Pkg.




**WL35**




**WL36**

## Fire Equipment Symbols

Part Number Prefix	Marker Size In. (mm)	Markers/ Card	Material	Std. Pkg.*
PESF-D*	3.9 x 3.9 (100 x 100)	1	GMV10L Vinyl	10 Cards
PESF-E*	7.9 x 7.9 (200 x 200)	1		



**PESF\*-1**  
Directional Arrow



**PESF\*-2**  
Fire Hose



**PESF\*-3**  
Fire Extinguisher

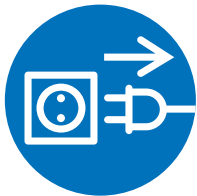


**PESF\*-4**  
Emergency Fire Telephone

## Mandatory Symbols

- Symbols denote a mandatory action without the use of words

Part Number Prefix	Marker Diameter In. (mm)	Markers/ Card	Material	Std. Pkg.*
PESG-C*	2.0 x 2.0 (50 x 50)	5	GMV10L Vinyl	10 Cards
PESG-D*	3.9 x 3.9 (100 x 100)	1		
PESG-E*	7.9 x 7.9 (200 x 200)	1		



**PESG\*-1**  
Switch off electrical supply before working on equipment




**PESG\*-2**  
Eye protection must be worn



**PESG\*-3**  
Head protection must be worn



**PESG\*-4**  
Hearing protection must be worn



**PESG\*-5**  
Respiratory protection must be worn



**PESG\*-6**  
Head / Respiratory protection must be worn



**PESG\*-8**  
Head / Eye protection must be worn



**PESG\*-9**  
Foot protection must be worn



**PESG\*-10**  
Hand protection must be worn



**PESG\*-11**  
Pedestrians must use this route



**PESG\*-14**  
Hand / Hearing / Eye protection must be worn



**PESG\*-15**  
Wear face shield




**PESG\*-20**  
Wash hands




**PESG\*-22**  
Wear safety harness / belt

## Safe Procedure Symbols

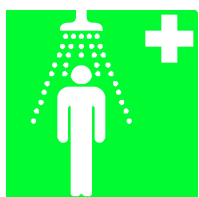
Part Number	Marker Size In. (mm)	Markers/ Card	Material	Std. Pkg.*
PESH-D-1 thru -6	3.9 x 3.9 (100 x 100)	1	GMV 10L Vinyl	10 Cards
PESH-D-9 thru -12	11.7 x 5.8 (297 x 148)	1		
PESH-E-1 thru -6	7.9 x 7.9 (200 x 200)	1		
PESH-E-9 thru -12	15.7 x 7.9 (400 x 200)	1		



**PESH\*-1**  
Directional arrow




**PESH\*-2**  
First aid




**PESH\*-5**  
Safety shower



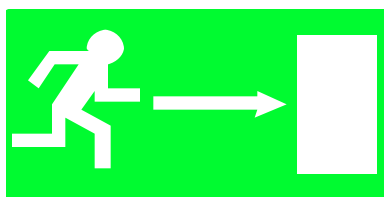
**PESH\*-6**  
Eye wash




**PESH\*-9**  
Emergency exit / escape route left



**PESH\*-10**  
Emergency exit / escape route down



**PESH\*-11**  
Emergency exit / escape route right



**PESH\*-12**  
Emergency exit / escape route up

## Prohibition Symbols

- The circle denotes a prohibition or mandatory action. The following symbols in red, white and black prohibit certain behavior

Part Number Prefix	Marker Diameter In. (mm)	Markers/ Card	Material	Std. Pkg.*
PESV-C-*	2.0 (50)	5	GMV 10L Vinyl	10 Cards
PESV-D-*	3.9 (100)	1		
PESV-E-*	7.9 (200)	1		



**PESV\*-1**  
Do not throw switch



**PESV\*-2**  
Do not touch



**PESV\*-3**  
No smoking



**PESV\*-4**  
Smoking and naked flames forbidden



**PESV\*-5**  
No thoroughfare



**PESV\*-6**  
No access for unauthorized persons



**PESV\*-9**  
Do not extinguish with water



**PESV\*-10**  
Not drinking water



**PESV\*-11**  
Do not touch



**PESV\*-12**  
No access for industrial vehicles



## Calibration Labels

- Mounted on cards for easy application and control of unused labels
- Easy write-on surface
- Durable indoor vinyl material resists oil and solvents and has permanent acrylic adhesive
- Ideal for small tools, gauges, etc.

Part Number	Material	Marker Size In. (mm)	Markers/ Card	Std. Pkg.*
QL-*	GMV1 Vinyl	2.0 x 0.5 (51 x 13)	18	25 Cards

\*Order number of cards required in multiples of Std. Pkg.

<b>ACCEPTED / ACEPTADO</b>
BY / POR _____ DATE / FECHA _____

QL-17

<b>CALIBRATE BEFORE EACH USE</b>
----------------------------------

QL-8

<b>CALIBRATE DAILY</b>
------------------------

QL-6

<b>CALIBRATE MONTHLY</b>
--------------------------

QL-3

<b>CALIBRATE WEEKLY</b>
-------------------------

QL-9

<b>CALIBRATION / CALIBRACION</b>	
BY/POR _____	DATE/FECHA _____
DUE/VENUE _____	ID#/NO. ID. _____

QL-19RED†

<b>CALIBRATION NOT REQUIRED</b>
---------------------------------

QL-4

<b>CALIBRATION NOT REQUIRED NO REQUIRE CALIBRACION</b>
--

QL-18

<b>DEFECTIVE DO NOT USE</b>
---------------------------------

QL-13

<b>DO NOT REMOVE FROM QC AREA</b>
---------------------------------------

QL-11

<b>INACTIVE</b>
BY _____ DATE _____

QL-16

<b>INVENTORY</b>	
NO _____	DATE _____
COUNT _____	BY _____

QL-2

<b>NOT IN CALIBRATION SYSTEM</b>
--------------------------------------

QL-7

<b>OUT OF CALIBRATION DO NOT USE</b>
--

QL-10

<b>OUT OF CALIBRATION DO NOT USE SIN CALIBRAR NO USAR</b>
---

QL-20

<b>PREVENTIVE MAINTENANCE</b>	
BY _____	DATE _____
NEXT MAINT. DATE _____	

QL-15RED†

<b>STANDARDIZE BEFORE EACH USE</b>
--

QL-5

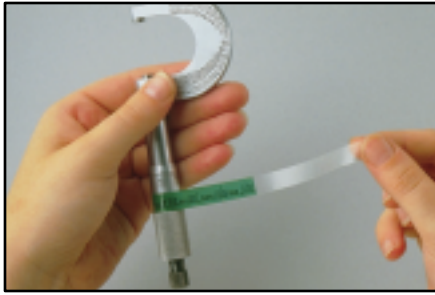
<b>TOOL NO.</b>	
_____	DEPT. _____

QL-12RED†

<b>VERIFICATION</b>	
BY _____	DATE _____
DUE _____	I.D.# _____

QL-14RED†

†Other background colors available. To order, replace 'RED' with 'YEL' for yellow, 'ORNG' for orange, 'GRN' for green, 'LTBLU' for light blue and 'LTGRN' for light green.



## Self-Laminating Calibration Labels



- Work well on small instruments
- Durable indoor vinyl material, with clear overlamine provides easy write-on surface and protects the legend
- Permanent acrylic adhesive
- Choose from a variety of colors for multiple department or personnel identification
- Material: GMV3 Self-Laminating Vinyl

### Marker Cards

Part Number	Legend	Write-On Area Color (Legend/Background)	Write-On Area Size In. (mm)	Total Marker Size In. (mm)	Markers/Card	Std. Pkg.*								
QL-21WHT	<table border="1" style="width: 100%;"> <tr> <td style="width: 20px;">C</td> <td rowspan="7" style="text-align: center;">                     ID# _____ BY _____ DATE _____ DUE _____                 </td> </tr> <tr><td>A</td></tr> <tr><td>L</td></tr> <tr><td> </td></tr> <tr><td> </td></tr> <tr><td> </td></tr> <tr><td> </td></tr> </table>	C	ID# _____ BY _____ DATE _____ DUE _____	A	L					Black/White	2.25 x 0.38 (57 x 10)	5.25 x 0.38 (133 x 10)	25	10 Cards
C		ID# _____ BY _____ DATE _____ DUE _____												
A														
L														
QL-21YEL	Black/Yellow													
QL-21RED	Black/Red													
QL-21ORNG	Black/Orange													
QL-21GRN	Black/Green													
QL-21LTBLU	Black/Light Blue													
QL-21LTGRN	Black/Light Green													

\*Order number of cards required in multiples of Std. Pkg.

### Marker Books

Part Number	Legend	Write-On Area Color (Legend/Background)	Write-On Area Size In. (mm)	Total Marker Size In. (mm)	Markers/Page	Pages/Book	Std. Pkg.*					
PSCB-3CAL	<table border="1" style="width: 100%;"> <tr><td style="text-align: center; color: green;"><b>CALIBRATED</b></td></tr> <tr><td>NO: _____</td></tr> <tr><td>BY: _____</td></tr> <tr><td>DATE: _____</td></tr> <tr><td>DUE: _____</td></tr> </table>	<b>CALIBRATED</b>	NO: _____	BY: _____	DATE: _____	DUE: _____	Green/White	1.00 x 0.75 (25 x 19)	1.00 x 3.00 (25 x 76)	6	10	1 Book
<b>CALIBRATED</b>												
NO: _____												
BY: _____												
DATE: _____												
DUE: _____												
PSCB-6CAL	Green/White	1.00 x 1.00 (25 x 25)	1.00 x 6.00 (25 x 152)	3								

\*Order number of books required in multiples of Std. Pkg.



## Calibration Dots




- Ideal for small instruments used in hard to reach areas
- Durable indoor vinyl material provides easy write-on surface
- Permanent acrylic adhesive
- Used for quality control

Part Number	Legend	Color (Legend/Background)	Marker Diameter In. (mm)	Labels/Roll	Material	Std. Pkg.*					
QL-1WHT	<table border="1" style="width: 100%;"> <tr><td style="text-align: center; color: yellow;"><b>CAL</b></td></tr> <tr><td>ID# _____</td></tr> <tr><td>DATE _____</td></tr> <tr><td>DUE _____</td></tr> <tr><td>BY _____</td></tr> </table>	<b>CAL</b>	ID# _____	DATE _____	DUE _____	BY _____	Black/White	0.75 (19)	500	GMV1 Vinyl	1 Roll
<b>CAL</b>											
ID# _____											
DATE _____											
DUE _____											
BY _____											
QL-1YEL		Black/Yellow									
QL-1RED	Black/Red										
QL-1ORNG	Black/Orange										
QL-1GRN	Black/Green										
QL-1LTBLU	Black/Light Blue										
QL-1LTGRN	Black/Light Green										

\*Order number of rolls required in multiples of Std. Pkg.





## Write-On Labels on Cards

- For quality control, OEM, maintenance and field service applications
- Available in two sizes
- Mark with ball point pen or Panduit Marking Pens (see [pg. 21](#))

Part Number	Material	Marker Size In. (mm)	Markers/ Card	Std. Pkg.*
PCWL-*	GMC1 Vinyl Cloth	1.50 x 0.63 (38 x 16)	14	25 Cards
PCWLL-*		2.25 x 1.00 (57 x 25)	9	25 Cards

\*Order number of cards required in multiples of Std. Pkg.

ACCEPTED	
BY _____	DATE _____

**PCWL-ACC**  
**PCWLL-ACC**

BATCH NO.	DATE

**PCWL-BN**

CALIBRATED	
BY _____	DATE _____
DUE _____	

**PCWL-CALD**  
**PCWLL-CALD**

CALIBRATION	
BY _____	DATE _____
DUE _____	

**PCWL-CAL**  
**PCWLL-CAL**

CALIBRATION	
GAUGE NO. _____	
ACCURACY _____	
BY _____	DATE _____
DUE _____	

**PCWL-VCAL**

CALIBRATION	
BY _____	DATE _____
DUE _____	
GAGE ID _____	

**PCWL-ICAL**

CALIBRATION	
BY _____	DATE _____
DUE _____	
ID# _____	

**PCWL-CALN**  
**PCWLL-CALN**

CAUTION	

**PCWL-CAU**

CERTIFICATION	
BY _____	DATE _____
DUE _____	

**PCWL-CER**  
**PCWLL-CER**

DATE INSTALLED	
BY _____	

**PCWL-DI**

DO NOT USE	
AFTER _____	

**PCWL-DNU**  
**PCWLL-DNU**

DUE FOR INSPECTION	
DO NOT REMOVE	

**PCWL-DFI**

HOLD	
FOR _____	
UNTIL _____	

**PCWL-HLD**

HOLD FOR INSPECTION	
BY _____	DATE _____
REASON: _____	

**PCWL-HFI**

INSPECTED	
DATE _____	INITIALS _____

**PCWL-INS**  
**PCWLL-INS**

MAINTENANCE	
BY _____	
DATE _____	

**PCWL-MAIN**  
**PCWLL-MAIN**

QA APPROVED	
BY _____	
DATE _____	

**PCWL-QA**  
**PCWLL-QA**

REJECTED		DATE
REASON _____		
	BY _____	

**PCWL-REJ**  
**PCWLL-REJ**

RETURN TO VENDOR	
BY _____	DATE _____
REASON: _____	

**PCWL-RTV**

RE-WORK		DATE
BY _____		
REASON: _____		

**PCWL-RW**

CALIBRATION	
BY _____	DATE _____
DUE JAN. _____	

Part Number	Month	Color
<b>PCWL-CAL-JAN</b>	JAN	Orange
<b>PCWL-CAL-FEB</b>	FEB	Black
<b>PCWL-CAL-MAR</b>	MAR	Light Blue
<b>PCWL-CAL-APR</b>	APR	Pink
<b>PCWL-CAL-MAY</b>	MAY	Gold
<b>PCWL-CAL-JUN</b>	JUN	Yellow
<b>PCWL-CAL-JUL</b>	JUL	Light Green
<b>PCWL-CAL-AUG</b>	AUG	Red
<b>PCWL-CAL-SEP</b>	SEP	Dark Blue
<b>PCWL-CAL-OCT</b>	OCT	Tan
<b>PCWL-CAL-NOV</b>	NOV	Dark Green
<b>PCWL-CAL-DEC</b>	DEC	Gray



### Blank Markers

Part Number	Color
<b>PCWL-BL</b>	White
<b>PCWLL-BL</b>	White
<b>PCWLL-BLB</b>	Blue
<b>PCWLL-BLG</b>	Green
<b>PCWLL-BLO</b>	Orange
<b>PCWLL-BLR</b>	Red
<b>PCWLL-BLY</b>	Yellow



## Write-on Quality Labels in Dispenser

- Packaged in a dispenser for label protection and your convenience
- Made of durable laminated polyester film
- Other legends available for Electrical Applications (see [page 51](#))

Part Number	Material	Label Size In. (mm)	Labels/Dispenser	Std. Pkg.*
PLD*	GMM Laminated Polyester	1.50 x 1.00 (38 x 24)	200	1 Disp.

\*Order number of dispensers required in multiples of Std. Pkg.

ACCEPTED	
BY _____	
DATE _____	

PLD-4

CALIBRATION	
BY _____ DATE _____	
DUE _____	

PLD-22

CALIBRATION	
BY _____ DATE _____	
DUE _____	

**PLD-3**

CAUTION	

PLD-30

CAUTION	
<b>PINCH POINT</b>	

PLD-31

DO NOT USE	
AFTER _____	

PLD-11

DO NOT USE	
UNTIL TESTED & CALIBRATED	

PLD-42

EXPERIMENT	
NO. _____	
DATE _____ BY _____	

PLD-5

HOLD FOR INSPECTION	
DATE _____ BY _____	
REASON _____	

PLD-21

INVENTORY	
NO. _____	DATE _____
COUNT _____	BY _____

PLD-26

MAINTENANCE	
BY _____	
DATE _____	

PLD-29

Q.C. CHECKED	
BY _____	
DATE _____	

PLD-55

REJECTED	
DATE _____ BY _____	
REASON _____	

PLD-8

REPAIRED BY	
INITIALS _____	
DATE _____	

PLD-16

STOCK NO.	

PLD-6

TESTED	
DATE _____	
BY _____	

PLD-7

TOOL NO.	
DEPT. _____	

PLD-20

--

PLD-17

--

PLD-18

## Fluorescent Paper Write-On Quality Labels



- Bright colors draw immediate attention and make sure important information is noticed
- Write-on surface can be marked with pencil, pen, or Panduit Permanent Marker Pens (see [pg. 21](#))

Part Number	Material	Marker Size In. (mm)	Markers/Sheet	Std. Pkg.*
QLF*	GMP1 Paper	2.00 x 1.50 (51 x 38)	28	500

\*Order number of markers required in multiples of Std. Pkg.

QLF-ACC	QLF-BATCH	QLF-BIN	QLF-CALD	QLF-CALN	QLF-CNR
QLF-CAU	QLF-CERT	QLF-CHK	QLF-DATE	QLF-DNU	QLF-DUE
QLF-HBC	QLF-HOLD	QLF-INS	QLF-INV	QLF-MAIN	QLF-PACK
QLF-QA	QLF-RE	QLF-REJ	QLF-REP	QLF-SER	QLF-SHELF
QLF-STOCK	QLF-TEST	QLF-BLANK			



## Quality Control Action Tags



Attach tag to indicate action to be taken

- Unique labels and tags identify the “before and after” of eight common workplace actions
- Ideal for documents, machinery, small parts, bins and more
- Tags feature a perforation so user can tear off the lower portion of the tag once the status has been changed
- Economical card stock tags for indoor or temporary use
- Package consists of 25 tags and 25 Panduit PLT1.5I Cable Ties (5.6" / 142 mm length)

Part Number	Size In. (mm)	Tags/Pkg.	Std. Pkg.*
PCT-***-Q	5.75 x 3.00 (146 x 76)	25	1 Pkg.

\*Order number of packages required in multiples of Std. Pkg.



Sign tag and tear at perforation once the status has changed



PCT-211-Q



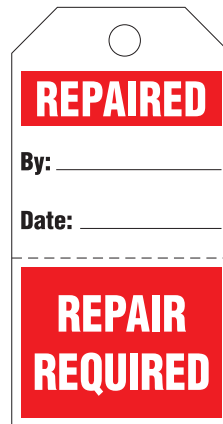
PCT-205-Q



PCT-208-Q



PCT-204-Q



PCT-207-Q



PCT-206-Q



## Inspection Labels and Tags



- Ideal for recording inspections, services of eye wash stations, fire extinguishers and machinery
- Tags have same legend on front and back unless otherwise indicated and are supplied with Panduit PLT1.5I Cable Ties (5.6" / 142 mm length)
- Labels are made of self-adhesive paper for easy application

Part Number	Type	Material	Size In. (mm)	Tags/ Pkg.	Std. Pkg.*
<b>PCT-***-Q</b>	Tag	Card Stock	3.00 x 5.75 (76 x 146)	25	1 Pkg.
<b>PVT-***-Q</b>	Tag	GMV5 Rigid Plastic	3.00 x 5.75 (76 x 146)	25	1 Pkg.
<b>PES-**-Q</b>	Label	Paper	3.00 x 5.00 (76 x 127)	25	1 Pkg.

\*Order number of packages required in multiples of Std. Pkg.

**PCT-126-Q**  
**PES-L1-Q**

**PCT-141-Q**

**PCT-127-Q**  
**PES-L7-Q**

Front

Back

**PVT-71-Q**

**PCT-144-Q**  
**PES-L5-Q**

**PCT-128-Q**  
**PES-L2-Q**

**PCT-216-Q**  
**PES-L3-Q**

**PCT-143-Q**  
**PES-L6-Q**

**PCT-217-Q**  
**PES-L4-Q**

**PCT-142-Q**



## Inspection Plates

- The ideal system for fast recognition of inspection intervals and maintenance dates for safety testing
- Label is destroyed upon removal
- Available for different years and in 7 languages where text is included

Part Number	Legend	Year	Color (Legend/Background)	Marker Diameter In. (mm)	Markers/ Card	Material	Std. Pkg.*
PEIP-A-99 PEIP-A-00 PEIP-A-01 PEIP-A-02		99 00 01 02	White/Orange White/Violet White/Green White/Blue	0.59 (15)	10	GMV10 Destructible Vinyl	10 Cards
PEIP-A-BL PEIP-A-BR PEIP-A-GR PEIP-A-OR PEIP-A-VI PEIP-A-YL		—	White/Blue White/Brown White/Green White/Orange White/Violet White/Yellow	0.59 (15)	10		
PEIP-C-04†		99 thru 04	Black/Yellow	1.18 (30)	5		
PEIP-C-04-2†		99 thru 04	Black/Yellow	1.18 (30)	5		
PEIP-D-00 PEIP-D-01 PEIP-D-02 PEIP-D-03 PEIP-D-04		99 00 01 02	White/Violet White/Green White/Blue White/Red White/Brown	1.38 (35)	5		

\*Order number of cards required in multiples of Std. Pkg.


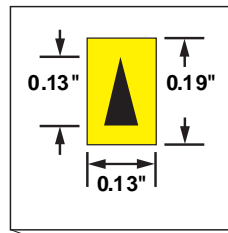

†Also available in German, French, Italian, Dutch, Spanish, and Portuguese. Contact factory for part numbers.

## Inspection Signs

- Ref. DIN 40010

Part Number	Legend	Description	Color (Legend/Background)	Marker Height In. (mm)	Markers/ Card	Material	Std. Pkg.*
PESS-A-VDE1 PESS-B-VDE1 PESS-C-VDE1 PESS-D-VDE1 PESS-E-VDE1		VDE-Sign	Black/White	0.49 (13) 0.63 (16) 0.79 (20) 0.98 (25) 1.24 (32)	20 20 10 10 10	Polyester	10 Cards
PESS-A-VDE2 PESS-B-VDE2 PESS-C-VDE2 PESS-D-VDE2 PESS-E-VDE2		VDE-Spark Protection Sign	Black/White	0.49 (13) 0.63 (16) 0.79 (20) 0.98 (25) 1.24 (32)	20 20 10 10 10		
PESS-A-VDE3 PESS-B-VDE3 PESS-C-VDE3 PESS-D-VDE3 PESS-E-VDE3		VDE-Electronic certificate	Black/White	0.49 (13) 0.63 (16) 0.79 (20) 0.98 (25) 1.24 (32)	20 20 10 10 10		
PESS-A-CECC PESS-B-CECC PESS-C-CECC PESS-D-CECC PESS-E-CECC		CEE certificate	Black/White	0.49 (13) 0.63 (16) 0.79 (20) 0.98 (25) 1.24 (32)	20 20 10 10 10		
PESS-A-GS1 PESS-B-GS1 PESS-C-GS1 PESS-D-GS1 PESS-E-GS1		VDE-GS-Symbol	Black/White	0.49 (13) 0.63 (16) 0.79 (20) 0.98 (25) 1.24 (32)	20 20 10 10 10		
PESS-A-GS2 PESS-B-GS2 PESS-C-GS2 PESS-D-GS2 PESS-E-GS2		VDE-GS-Symbol	Black/White	0.49 (13) 0.63 (16) 0.79 (20) 0.98 (25) 1.24 (32)	20 20 10 10 10		

\*Order number of cards required in multiples of Std. Pkg.


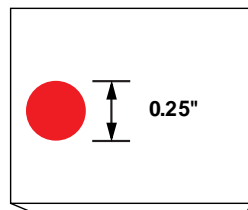



## Inspection Arrows

- Material: GMC1 Vinyl Cloth

Part Number	Color (Legend/Background)	Marker Size In. (mm)	Markers/Card	Std. Pkg.*
PARW125-RED	Black/Red	0.13 x 0.19 (3 x 5)	576	25 Cards
PARW125-YEL	Black/Yellow			
PARW125-WHT	Black/White			

\*Order number of cards required in multiples of Std. Pkg.



## Marker Dots on Cards

- Material: GMV1 Vinyl


Part Number	NEMA† Color	Marker Diameter In. (mm)	Markers/Card	Std. Pkg.*
PDOT25-BLK	Black	0.25 (6)	144	25 Cards
PDOT25-BLU	Blue			
PDOT25-DGN	Dark Green			
PDOT25-GRY	Gray			
PDOT25-LGN	Light Green			
PDOT25-ORN	Orange	0.25 (6)	144	25 Cards
PDOT25-RED	Red			
PDOT25-WHT	White			
PDOT25-YEL	Yellow			

† U.S. National Electrical Manufacturers Association

\*Order number of cards required in multiples of Std. Pkg.



PLD-62




PLD-63



PLD-64



PLD-65



PLD-77



PLD-78

## Marker Dots in Dispenser

- Packaged in a dispenser for label protection and your convenience
- Made of durable laminated polyester film

Part Number	Material	Marker Diameter In. (mm)	Markers/Dispenser	Std. Pkg.*
PLD-*	GMM Laminated Polyester	0.75 (19)	300	1 Disp.

\*Order number of dispensers required in multiples of Std. Pkg.



## Production Control Tags

- For organizing inventory, quality control, OEM, and maintenance applications
- Economical card stock tags for indoor or temporary use
- Package consists of 25 tags and 25 Panduit PLT1.5I Cable Ties (5.6" / 142 mm length)

Part Number	Size In. (mm)	Tags & Ties/ Pkg.	Std. Pkg.*
PCT-***-Q	5.75 x 3.00 (146 x 76)	25	1 Pkg.

\*Order number of packages required in multiples of Std. Pkg.

**ACCEPTED**

REMARKS \_\_\_\_\_

SIGNED BY: \_\_\_\_\_ DATE \_\_\_\_\_

PCT-183-Q

**ALLOCATED TO W.I.P.**

PART # \_\_\_\_\_

QTY. \_\_\_\_\_

ORDER \_\_\_\_\_

ITEM # \_\_\_\_\_

PANDUIT PVT212

SIGNED BY: \_\_\_\_\_ DATE \_\_\_\_\_

PCT-212-Q

**CALIBRATED**

REMARKS \_\_\_\_\_

SIGNED BY: \_\_\_\_\_ DATE \_\_\_\_\_

PCT-184-Q

**DUE FOR INSPECTION**

REMARKS \_\_\_\_\_

SIGNED BY: \_\_\_\_\_ DATE \_\_\_\_\_

PCT-185-Q

**DUE FOR MAINTENANCE**

REMARKS \_\_\_\_\_

SIGNED BY: \_\_\_\_\_ DATE \_\_\_\_\_

PCT-186-Q

**HOLD**

REMARKS \_\_\_\_\_

SIGNED BY: \_\_\_\_\_ DATE \_\_\_\_\_

PCT-187-Q

**INSPECTED**

REMARKS \_\_\_\_\_

SIGNED BY: \_\_\_\_\_ DATE \_\_\_\_\_

PCT-188-Q

**OK FOR SHIPMENT**

REMARKS \_\_\_\_\_

SIGNED BY: \_\_\_\_\_ DATE \_\_\_\_\_

PCT-189-Q

**REJECTED**

REMARKS \_\_\_\_\_

SIGNED BY: \_\_\_\_\_ DATE \_\_\_\_\_

PCT-190-Q

**REPAIR**

REMARKS \_\_\_\_\_

SIGNED BY: \_\_\_\_\_ DATE \_\_\_\_\_

PCT-191-Q

**RETURN TO STOCK**

REMARKS \_\_\_\_\_

SIGNED BY: \_\_\_\_\_ DATE \_\_\_\_\_

PCT-192 PANDUIT PVT482

PCT-192-Q

**RETURN TO VENDOR**

REMARKS \_\_\_\_\_

SIGNED BY: \_\_\_\_\_ DATE \_\_\_\_\_

PCT-193-Q

**RETURNED GOODS**

REMARKS \_\_\_\_\_

SIGNED BY: \_\_\_\_\_ DATE \_\_\_\_\_

PCT-83-Q

**RE-WORK**

REMARKS \_\_\_\_\_

SIGNED BY: \_\_\_\_\_ DATE \_\_\_\_\_

PCT-194-Q

**SAMPLE**

REMARKS \_\_\_\_\_

SIGNED BY: \_\_\_\_\_ DATE \_\_\_\_\_

PCT-195-Q

**SCRAP**

REMARKS \_\_\_\_\_

SIGNED BY: \_\_\_\_\_ DATE \_\_\_\_\_

PCT-196-Q

**SPECIAL INSTRUCTIONS**

REMARKS \_\_\_\_\_

SIGNED BY: \_\_\_\_\_ DATE \_\_\_\_\_

PCT-197-Q

**TESTED**

REMARKS \_\_\_\_\_

SIGNED BY: \_\_\_\_\_ DATE \_\_\_\_\_

PCT-75-Q

**TOP PRIORITY**

REMARKS \_\_\_\_\_

SIGNED BY: \_\_\_\_\_ DATE \_\_\_\_\_

PCT-91-Q



## Fluorescent Tags



- Eye-catching colors draw immediate attention
- Communicate a variety of information quickly and effectively
- Economical card stock tags for indoor or temporary use
- Package consists of 25 tags and 25 Panduit PLT1.5I Cable Ties (5.6" / 142 mm length)

Part Number	Size In. (mm)	Tags & Ties /Pkg.	Std. Pkg.*
PCT-***-Q	5.75 x 3.00 (146 x 76)	25	1 Pkg.

\*Order number of packages required in multiples of Std. Pkg.



PCT-174F-Q




PCT-172F-Q



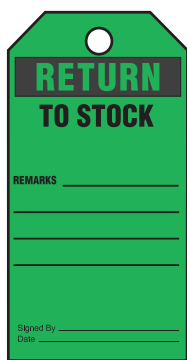
PCT-173F-Q




PCT-175F-Q



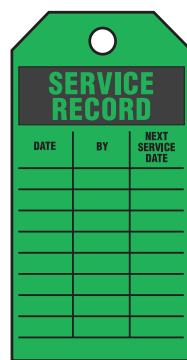
PCT-170F-Q



PCT-169F-Q



PCT-171F-Q



PCT-168F-Q



PCT-178F-Q

REEL INVENTORY									
REEL NO. _____		P.O. NO. _____							
SIZE _____		TYPE _____		MFG. _____					
NET. LBS. _____		GROSS _____		TARE _____					
FOOTAGE _____		MATERIAL CODE _____							
DATE	USED	BAL.	W.O. NO.	DATE	USED	BAL.	W.O. NO.		
SPECIAL NOTES _____									

## Reel Inventory Marker

- Use to track usage of reel mounted materials
- Aluminum material

Part Number	Size In. (mm)	Material	Std. Pkg.*
PAWL-REEL	6.0 x 4.0 (152 x 102)	GMA1 Aluminum	25 Markers

\*Order number of markers required in multiples of Std. Pkg.



## Underground Hazard Tape (non-adhesive)

- Used to warn of buried utility lines
- Made of polyethylene film designed for direct burial – Will not biodegrade

Part Number Prefix	Roll Width In. (mm)	Roll Length Ft. (m)	Material	Std. Pkg.*
HTU3	3.0 (76)	2000 (609)	GMPE2 Polyethylene Tape	1 Roll
HTU6	6.0 (152)	1000 (305)		
HTDU2	2.0 (51)	1000 (305)	GMDU4 Detectable Laminated Aluminum Tape	
HTDU3	3.0 (76)	1000 (305)		
HTDU6	6.0 (152)	1000 (305)		

\*Order number of rolls required in multiples of Std. Pkg.



Legend	Color	Part Number		
		2" (51 mm) Width	3" (76 mm) Width	6" (152 mm) Width
CAUTION CAUTION CAUTION CABLE T.V. LINE BURIED BELOW	Green	—	HTU3G-TV	HTU6G-TV
	Orange <sup>■</sup>	—	HTU3O-TV	HTU6O-TV
CAUTION CAUTION CAUTION ELECTRIC LINE BURIED BELOW	Yellow	—	<b>HTU3Y-E</b>	HTU6Y-E
	Red <sup>■</sup>	—	<b>HTU3R-E</b>	HTU6R-E
CAUTION CAUTION CAUTION GAS LINE BURIED BELOW	Orange	—	HTU3O-G	HTU6O-G
	Yellow <sup>■</sup>	—	HTU3Y-G	HTU6Y-G
CAUTION CAUTION CAUTION SEWER LINE BURIED BELOW	Green <sup>■</sup>	—	HTU3G-S	HTU6G-S
	Orange <sup>■</sup>	—	HTU3O-T	HTU6O-T
CAUTION CAUTION CAUTION TELEPHONE LINE BURIED BELOW	Green	—	HTU3G-T	HTU6G-T
	Orange <sup>■</sup>	—	<b>HTU3O-T</b>	<b>HTU6O-T</b>
CAUTION CAUTION CAUTION WATER LINE BURIED BELOW	Blue <sup>■</sup>	—	—	HTU6B-W
	Orange <sup>■</sup>	—	<b>HTU3O-FO</b>	<b>HTU6O-FO</b>

■ APWA (American Public Works Association) Recommended Background Color Code

## Barricade Tape (non-adhesive)



- Used to warn of temporary hazards
- Attaches easily to posts, walls, etc.
- Highly visible 2" (51 mm) black legends on yellow background
- Material: GMPE2 Polyethylene

Part Number	Legend	Roll Size	Std. Pkg.*
<b>HTB2-C</b> †	CAUTION CAUTION CAUTION	3.0" x 200' (76 mm x 61 m)	1 Roll
HTB2-MW †	CAUTION - MEN WORKING		
HTB3-APO	CAUTION - AUTHORIZED PERSONNEL ONLY		
HTB3-CA	CAUTION - CONSTRUCTION AREA		
HTB3-CS	CONFINED SPACE - DO NOT ENTER		
HTB3-DNE	CAUTION - DO NOT ENTER		
HTB3-FL	FIRE LINE DO NOT CROSS		
HTB3-HV	CAUTION - HIGH VOLTAGE		
HTB3-MWO	MEN WORKING OVERHEAD		
HTB3-OT	CAUTION - OPEN TRENCH		
HTB3-WF	CAUTION - WET FLOOR		

†Also available with legends in Spanish and Portuguese. To order, add suffix "-E" for Spanish or "-P" for Portuguese

\*Order number of rolls required in multiples of Std. Pkg.

## Low Temperature Reflective Letters and Numbers

- Ideal for low temperature applications; may be applied as low as -10°F (-23°C)
- Highly reflective for visibility at night or in dark places
- Available in packages of individual markers or in convenient, economical kits
- Markers supplied on slit backing
- Material: GMV8 Reflective Vinyl
- Legend Size: 1.00" (25 mm)
- Marker Size: 1.00" x 1.63" (25 x 421 mm)



### Individual Letters and Numbers

Legend	Part Number				Std. Pkg.*
	Black on Orange	Black on Yellow	Yellow on Black	Black on Silver	
0 1 thru 9	<b>PRL100BO-0</b> PRL100BO-1 thru PRL100BO-9	PRL100BY-0 PRL100BY-1 thru PRL100BY-9	PRL100YB-0 PRL100YB-1 thru PRL100YB-9	PRL100BS-0 PRL100BS-1 thru PRL100BS-9	1 Pkg. (25 Markers)
A thru Z	<b>PRL100BO-A</b> thru PRL100BO-Z	PRL100BY-A thru PRL100BY-Z	PRL100YB-A thru PRL100YB-Z	PRL100BS-A thru PRL100BS-Z	
— (Dash)	<b>PRL100BO-DSH</b>	PRL100BY-DSH	PRL100YB-DSH	PRL100BS-DSH	
(Blank)	<b>PRL100BO-BLNK</b>	PRL100BY-BLNK	PRL100YB-BLNK	PRL100BS-BLNK	

\*Order number of packages required



### Kits

- Keep kits up to full capacity by re-ordering just the parts you need

Legend	Part Number				Std. Pkg.*
	Black on Orange	Black on Yellow	Yellow on Black	Black on Silver	
(50) each: 0 thru 9, A thru D, L, P, R, S	<b>PRL100BO-18KIT</b>	PRL100BY-18KIT	PRL100YB-18KIT	PRL100BS-18KIT	1 Kit (900 Markers)
(25) each: 0 thru 9, A thru Z, Dash, Blank	<b>PRL100BO-36KIT</b>	PRL100BY-36KIT	PRL100YB-36KIT	PRL100BS-36KIT	1 Kit (950 Markers)

\*Order number of kits required



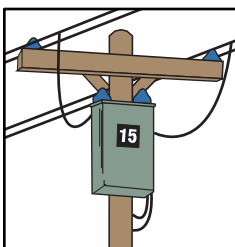
## Indoor/Outdoor Reflective Letters and Numbers

- Highly reflective for visibility at night or in dark places
- Markers supplied on slit backing
- Material: GMV7 Reflective Vinyl

Part Number Prefix	Legend Height In. (mm)	Marker Size In. (mm)	Color	Markers/Pkg.
<b>PRL150YB</b>	1.5 (38)	1.38 x 1.88 (35 x 48)	Yellow on Black	25
<b>PRL200BS</b>	2.0 (51)	1.44 x 2.25 (36 x 57)	Black on Silver	10
<b>PRL250YB</b>	2.5 (64)	1.75 x 2.88 (44 x 73)	Yellow on Black	25
<b>PRL250BY</b>	2.5 (64)	1.75 x 2.88 (44 x 73)	Black on Yellow	25

Legend	Part Number				Std. Pkg.*
	1.5" (38 mm) Legend Yellow on Black	2.0" (51 mm) Legend Black on Silver	2.5" (64 mm) Legend Yellow on Black	2.5" (64 mm) Legend Black on Yellow	
0 thru 9	<b>PRL150YB-0</b> thru PRL150YB-9	PRL200BS-0 thru PRL200BS-9	PRL250YB-0 thru PRL250YB-9	PRL250BY-0 thru PRL250BY-9	1 Pkg.
A thru Z	<b>PRL150YB-A</b> thru PRL150YB-Z	PRL200BS-A thru PRL200BS-Z	PRL250YB-A thru PRL250YB-Z	PRL250BY-A thru PRL250BY-Z	1 Pkg.
— (Dash)	<b>PRL150YB-DSH</b>	PRL200BS-DSH	PRL250YB-DSH	PRL250BY-DSH	1 Pkg.

\*Order number of packages required



- Mark transformers and electric generators indoors/outdoors with KVA legends
- Material: GMV7 Reflective Vinyl


## Reflective Transformer Markers

Part Number	KVA Legend	Color	Legend Height In. (mm)	Marker Size In. (mm)	Std. Pkg.*
<b>PRTM-7</b> <b>PRTM-15</b> <b>PRTM-25</b> <b>PRTM-50</b> <b>PRTM-75</b>	7 1/2 15 25 50 75	Yellow on Black	2.5 (64)	3.25 x 2.88 (83 x 73)	1 Pkg. (25 Markers)
<b>PRTM-37</b> <b>PRTM-100</b> <b>PRTM-150</b> <b>PRTM-167</b> <b>PRTM-500</b>	37 1/2 100 150 167 500	Yellow on Black	2.5 (64)	4.75 x 2.88 (121 x 73)	1 Pkg. (25 Markers)


\*Order number of packages required in multiples of Std. Pkg.

## “Mr. Ouch” Transformer Markers

- Used to warn children to stay away from transformers and other outdoor pad mounted equipment
- Meet NEMA requirements and UL 969 performance requirements
- Material: GMV2 Indoor/Outdoor Vinyl




PUS0408B0001



PUS0408B0002

Part Number	Marker Size In. (mm)	Std. Pkg.*
<b>PUS0408B0001</b>	4 x 8 (102 x 203)	1
<b>PUS0408B0002</b>		

\*Order number of markers required in multiples of Std. Pkg.



(6) slots: 0.31" x 0.13" (8 x 3 mm)

## Self-Laminating Fiber Optic Cable Marker Tags

- Durable tag for marking fiber optic cable in manhole and indoor environments
- Clear overlaminates protects legend
- Can be marked with Panduit Permanent Marker Pens (see [pg. 21](#))
- Can be installed as a wrap or flag with Panduit Intermediate Cable Ties shown on [page 44](#)

Part Number	Material	Size In. (mm)	Legend / Background Color	Legend	Tags/ Pkg.	Std. Pkg.*
<b>PST-FO†</b>	GMV4 Self-Laminating Rigid Vinyl	3.5 x 2.0 (89 x 51)	Black/Yellow	CAUTION FIBER OPTIC CABLE TYPE _____ COUNT _____	5 Tags	1 Pkg.
PST-FOBLNK			Yellow	Blank		

†Also available in Spanish and Portuguese. To order, add part number suffix -E for Spanish or -P for Portuguese  
\*Order number of packages required



(1) slot: 0.13" x 0.63" (3 x 16 mm)

## Ground Warning Tags

- U.V. resistant legend is printed on both sides
- Install with Panduit Intermediate Cable Ties shown on [page 44](#)
- PT-BLKN tag can be marked with Panduit Permanent Marker Pens (see [pg. 21](#)) for indoor use

Part Number	Material	Size In. (mm)	Legend / Background Color	Legend	Tags/ Pkg.	Std. Pkg.*
<b>PT-CGND†</b>	GMPE3 Semi-Rigid Polyethylene	2.75 x 1.38 (70 x 35)	Black/Yellow	WARNING...CABLE TV CO. REPAIR SERVICE	100 Tags	1 Pkg.
<b>PT-EGND†</b>				WARNING...ELECTRICAL CO. REPAIR SERVICE		
<b>PT-TGND†</b>				WARNING...TELEPHONE CO. REPAIR SERVICE		
<b>PT-GND†</b>				WARNING, GROUND WIRE, DO NOT REMOVE		
<b>PT-BLKN</b>				(Blank)		

†Also available in Spanish and Portuguese. To order, add part number suffix -E for Spanish or -P for Portuguese  
\*Order number of packages required

Material Code / Part Number Prefix	Description	Temperature Range	Use	Estimated Outdoor Life Expectancy (Years)
AT	Outdoor Polyethylene	-40° to 200°F (-40° to 93°C)	Indoor / Outdoor	4-5
BT	Outdoor Polyethylene	-40° to 200°F (-40° to 93°C)	Indoor / Outdoor	4-5
FD	Vinyl	-20° to 175°F (-29° to 79°C)	Indoor / Outdoor	2
GMA1	Aluminum	-40° to 300°F (-40° to 149°C)	Indoor / Outdoor	5
GMC	Vinyl Cloth	-50° to 170°F (-46° to 77°C)	Indoor	—
GMC1	Vinyl Cloth	-50° to 170°F (-46° to 77°C)	Indoor	—
GMDU4	Laminated Aluminum	-40° to 180°F (-40° to 82°C)	Indoor / Outdoor	5
GMM	Polyester	-40° to 250°F (-40° to 121°C)	Indoor / Outdoor	2
GMP1	Paper	-65° to 200°F (-54° to 93°C)	Indoor	—
GMPE1	Rigid Polyethylene	-30° to 250°F (-34° to 121°C)	Indoor / Outdoor	5
GMPE2	Polyethylene	-40° to 180°F (-40° to 82°C)	Indoor / Outdoor	10
GMPE3	Polyethylene	-30° to 250°F (-34° to 121°C)	Indoor / Outdoor	5
GMPET	Rigid Polyester	-40° to 250°F (-40° to 121°C)	Indoor / Outdoor	1
GMPO	Polyolefin	-50° to 120°F (-46° to 49°C)	Indoor	—
GMV	Vinyl	0° to 170°F (-18° to 77°C)	Indoor	—
GMV1	Vinyl	-40° to 176°F (-40° to 80°C)	Indoor / Outdoor	2
GMV10	Destructible Vinyl	-65° to 200°F (-54° to 93°C)	Indoor / Outdoor	5
GMV10L	Laminated Vinyl	-40° to 225°F (-40° to 107°C)	Indoor / Outdoor	2
GMv2	Vinyl	-50° to 225°F (-46° to 107°C)	Indoor / Outdoor	5
GMV3	Self-Laminating Vinyl	-40° to 150°F (-40° to 66°C)	Indoor	—
GMV4	Self-Laminating Plastic	-40° to 150°F (-40° to 66°C)	Indoor / Outdoor	2
GMV5	Semi-Rigid Plastic	-40° to 150°F (-40° to 66°C)	Indoor / Outdoor	2
GMV6	Vinyl	-20° to 175°F (-29° to 79°C)	Indoor / Outdoor	2
GMV7	Reflective Vinyl	-30° to 200°F (-34° to 93°C)	Indoor / Outdoor	7-8
GMV8	Reflective Vinyl	-30° to 200°F (-34° to 93°C)	Indoor / Outdoor	5-8
GMY	Polyester	-40° to 311°F (-40° to 154°C)	Indoor / Outdoor	2
HT	Vinyl	-20° to 175°F (-29° to 79°C)	Indoor / Outdoor	2
PCT	Card Stock	-40° to 180°F (-40° to 82°C)	Indoor	—
PD	Vinyl	-50° to 225°F (-46° to 107°C)	Indoor / Outdoor	5
PMPC	Rigid Strap-On Material	-40° to 230°F (-40° to 110°C)	Indoor / Outdoor	5-8
PMSH	Snap-On Material	-40° to 225°F (-40° to 107°C)	Indoor / Outdoor	5-8
PMU	Vinyl	-40° to 176°F (-40° to 80°C)	Indoor / Outdoor	5-8
PST-FO	Self-Laminating Plastic	-50° to 200°F (-46° to 93°C)	Indoor / Outdoor	2-3
TTP	Polyester	0° to 225°F (-18° to 135°C)	Indoor / Outdoor	2
TTPA	Paper	-65° to 160°F (-54° to 71°C)	Indoor	—
TTV	Vinyl	-40° to 176°F (-40° to 80°C)	Indoor / Outdoor	2

Part Number	Page
AP350HW86-C	80
AP350W06-Q**	79
AT2*	76
AT4*	76
BT2*	77
BT4*	77
CORD-S†	16
FD2-***	89
FD3-***	89
FD4-***	89
FD5-***	89
HT2-***	89
HT2A-***_***	76
HT2P-***_***	89
HT2S-***_***	89
HT3-***	89
HT3P-***_***	89
HT3S-***_***	89
HTB2-**	105
HTB3-**	105
HTDU2***	105
HTDU3***	105
HTDU6***	105
HTU3***	105
HTU6***	105
IMP094 through IMP187	82
L3RTK-*	16
LC-1 through LC-11	17
LC-38 through LC-41	17
LS3-BS	16
LS3-CASE	16
LS3E	15
LS3EA	16
LS3EACS	16
LS3EAK-S	16
LS3EAP	16
LS3E-BP	15
LS3ECAP	16
LS3E-CP	16
LS3EC-S	15
LS3E-ES	15
LS3E-MAN-*	15
LS3E-PS	15
LS3-RIB	15
LS4-**	18
LS4M	18
LS5-1	13
LS5-17	14
LS5-18	14
LS5-19	14
LS5-2	13

Part Number	Page
LS5-20	14
LS5-3	13
LS5-30 through LS5-50	14
LS5-30C through LS5-38C	14
LS5-33T	14
LS5-530 through LS5-548	14
LS5-60	13
LS5-70 through LS5-90	14
LS5-D	13
LS5E	13
LS5-HS*	14
LS5-KIT	13
LWS-11P	17
MBS-TLR	75
MCB4-C	81
MCN4-C	81
MEHT	81
MET	82
META-X	81
MET-DT	82
METS3-X	81
METS4-X	81
MLT10S-CP	75
MLT15S-Q	75
MLT8S-CP	75
MMP172-***	79
MMP338W21-Q	80
MMP350-***	79
MMPB338W21-Q	80
MMPB350W17-Q	80
MSH125-C	80
MSH150-C	80
MSH162-C	80
MT125B-Q	80
MT125S-Q	80
MT150B-Q	80
MT150D-Q	80
MT172-C	80
MT172-C316	80
MT172W38-C	38
MT172W38-C	80
MT172W38-C316	80
MT1D-Q	80
MT1S-Q	80
MT206W119A-Q	80
MT213D-Q	80
MT338W21-Q	80
MT350-C	80
MT350-C316	80
MT350-Q0	79
MT350-Q1	79

Part Number	Page
MT350-Q10	79
MT350-Q2	79
MT350-Q4	79
MT350-Q49	79
MT350-Q5	79
MT350-Q6	79
MT350W17-Q	80
MT350W38-C	80
MT350W38-C316	80
MTB125B-Q	80
MTB125S-Q	80
MTB136S-Q	80
MTB150B-Q	80
MTB150D-Q	80
MTB1D-Q	38
MTB1D-Q	80
MTB1S-Q	80
MTB206W119A-Q	80
MTB213D-Q	80
MTB338W21-Q	80
MTB350W17-Q	80
MTHS-C	75
P32W2A2-1X1-24	19
P32W2R1-1X1-24	19
P63W2A2-1X1-24	19
P63W2R1-1X1-24	19
PARW125-***	101
PAS-****	83
PAWL-REEL	103
PCL025-*	88
PCL037-*	88
PCL062-*	88
PCL100-*	88
PCL200-*	88
PCL300-*	88
PCL600-*	88
PCLCP***-0-9	88
PCLCP***-A-Z	88
PCT-113-Q	20
PCT-115-Q	58
PCT-118-Q	20
PCT-120-Q	58
PCT-124-Q	58
PCT-126-Q	99
PCT-127-Q	99
PCT-128-Q	99
PCT-130-Q	58
PCT-131-Q	58
PCT-133-Q	58
PCT-134-Q	58
PCT-136-Q	85



Part Number	Page
PCT-140-Q	20
PCT-141-Q	99
PCT-142-Q	99
PCT-143-Q	99
PCT-144-Q	99
PCT-145F-Q	86
PCT-145-Q	86
PCT-146-Q	40
PCT-147-Q	40
PCT-149-Q	40
PCT-150-Q	40
PCT-152-Q	40
PCT-153-Q	40
PCT-155-Q	41
PCT-156-Q	41
PCT-157-Q	41
PCT-158-Q	41
PCT-15-Q	40
PCT-160-Q	41
PCT-161-Q	43
PCT-162-Q	43
PCT-163-Q	43
PCT-164-Q	59
PCT-165-Q	42
PCT-166-Q	20
PCT-167-Q	20
PCT-168F-Q	103
PCT-169F-Q	103
PCT-170F-Q	103
PCT-171F-Q	103
PCT-172F-Q	103
PCT-173F-Q	103
PCT-174F-Q	103
PCT-174F-Q	20
PCT-175F-Q	103
PCT-178F-Q	103
PCT-179F-Q	21
PCT-179-Q	21
PCT-180F-Q	21
PCT-180-Q	21
PCT-182F-Q	21
PCT-182-Q	21
PCT-183-Q	102
PCT-184-Q	102
PCT-185-Q	102
PCT-186-Q	102
PCT-187-Q	102
PCT-188-Q	102
PCT-189-Q	102
PCT-190-Q	102
PCT-191-Q	102

Part Number	Page
PCT-192-Q	102
PCT-193-Q	102
PCT-194-Q	102
PCT-195-Q	102
PCT-196-Q	102
PCT-197-Q	102
PCT-199F-Q	85
PCT-199-Q	85
PCT-200F-Q	85
PCT-200-Q	85
PCT-204-Q	98
PCT-205-Q	98
PCT-206-Q	98
PCT-207-Q	98
PCT-208-Q	98
PCT-211-Q	98
PCT-212-Q	102
PCT-215F-Q	86
PCT-216-Q	99
PCT-217-Q	99
PCT-218-Q	86
PCT-219-Q	86
PCT-220-Q	86
PCT-227-Q	40
PCT-228-Q	21
PCT-229-Q	21
PCT-230F-Q	21
PCT-231F-Q	21
PCT-232-Q	21
PCT-234-Q	85
PCT-235-Q	85
PCT-236-Q	87
PCT-237-Q	87
PCT-238-Q	42
PCT-23-Q	40
PCT-26-Q	42
PCT-27-Q	42
PCT-28-Q	58
PCT-2-Q	41
PCT-30-Q	41
PCT-37-Q	58
PCT-38-Q	85
PCT-39-Q	58
PCT-3-Q	85
PCT-40-Q	40
PCT-42-Q	40
PCT-43-Q	40
PCT-44-Q	40
PCT-45-Q	41
PCT-47-Q	58
PCT-51-Q	41

Part Number	Page
PCT-52-Q	41
PCT-55-Q	86
PCT-56-Q	86
PCT-57-Q	41
PCT-59-Q	42
PCT-60-Q	42
PCT-62-Q	42
PCT-64-Q	59
PCT-75-Q	102
PCT-83-Q	102
PCT-91-Q	102
PCT-94-Q	21
PCT-95F-Q	21
PCT-95-Q	21
PCT-96-Q	41
PCT-97-Q	40
PCT-98-Q	42
PCT-99-Q	40
PCT-9-Q	42
PCV-***	47
PCVB-***	48
PCWL-*	95
PCWLL-*	95
PD100-*	20
PD200-*	20
PDOT25-***	101
PEIP-***	100
PESC-A**	49
PESC-B**	49
PESC-C**	49
PESC-D**	49
PESC-F**	49
PESC-H*	52
PESC-J*	52
PESF-D*	91
PESF-E*	91
PESG-C*	91
PESG-D*	91
PESG-E*	91
PESH-D-1 thru -6	92
PESH-D-9 thru -12	92
PESH-E-1 thru -6	92
PESH-E-9 thru -12	92
PES-L*-Q	99
PES-S1	45
PESS-A-***	100
PESS-B-***	100
PESS-C-***	100
PESS-D-***	100
PESS-E-***	100
PESV-C*	92

Part Number	Page
PESV-D-*	92
PESV-E-*	92
PESW-A-*	90
PESW-B-*	90
PESW-C-*	90
PESW-D-*	90
PESW-E-*	90
PFX-0	21
PFX-2	21
PLD-*	44
PLD-11	96
PLD-12	51
PLD-16	96
PLD-17	96
PLD-18	96
PLD-20	96
PLD-21	96
PLD-22	96
PLD-26	96
PLD-29	96
PLD-3	96
PLD-30	96
PLD-31	96
PLD-32	51
PLD-36	51
PLD-37	51
PLD-38	51
PLD-39	51
PLD-4	96
PLD-40	51
PLD-42	96
PLD-43	51
PLD-44	51
PLD-45	51
PLD-46	51
PLD-47	51
PLD-48	51
PLD-5	96
PLD-52	51
PLD-53	51
PLD-54	51
PLD-55	96
PLD-56	51
PLD-57	51
PLD-6	96
PLD-62	101
PLD-63	101
PLD-64	101
PLD-65	101
PLD-67	51
PLD-68	44

Part Number	Page
PLD-69	51
PLD-7	96
PLD-70	51
PLD-71	51
PLD-72	44
PLD-73	51
PLD-74	51
PLD-75	51
PLD-76	51
PLD-77	101
PLD-78	101
PLD-79	51
PLD-8	96
PLD-80	51
PLD-82	51
PLD-89	87
PLD-90	87
PLL-25-PO-SH	2
PLT1.5I-C	44
PLT1.5I-C0	44
PLT2S-C†	44
PLT2S-C0†	44
PLT7LH-L0	6
PMPC7H	67
PMPC16H	69
PMPC30H	71
PMPC42H	72
PMPC59H	70
PMPC60H	68
PMPC61H	73
PMPC63H	72
PMPC67H	68
PMPC68H	72
PMPC71H	69
PMPC81H	69
PMPC83H	68
PMPC84H	73
PMPC87H	70
PMPC88H	73
PMPC129H	67
PMPC162H	67
PMPC202H	67
PMPC203H	68
PMPC250H	69
PMPC305H	69
PMPC306H	70
PMPC353H	70
PMPC426H	72
PMPC457H	66
PMPC550H	69
PMPC555H	73

Part Number	Page
PMPC556H	73
PMPC634H	66
PMPC713H	69
PMR139*	65
PMR988*	65
PMS138*	65
PMS139*	65
PMS988*	65
PMSC L*	65
PMSH101*	71
PMSH102*	70
PMSH108*	66
PMSH118*	66
PMSH129*	67
PMSH138*	67
PMSH13*	68
PMSH162*	67
PMSH16*	69
PMSH173*	67
PMSH202*	67
PMSH203*	68
PMSH214*	68
PMSH219*	68
PMSH233*	68
PMSH250*	69
PMSH255*	69
PMSH256*	69
PMSH26*	71
PMSH276*	69
PMSH289*	69
PMSH305*	69
PMSH306*	70
PMSH30*	71
PMSH329*	70
PMSH353*	70
PMSH426*	72
PMSH428*	72
PMSH42*	72
PMSH457*	66
PMSH462*	66
PMSH547*	68
PMSH550*	69
PMSH551*	69
PMSH555*	73
PMSH556*	73
PMSH58*	67
PMSH59*	70
PMSH60*	68
PMSH61*	73
PMSH62*	73
PMSH63*	72

Part Number	Page
PMSH643*	66
PMSH64*	72
PMSH65*	68
PMSH66*	71
PMSH67*	68
PMSH68*	72
PMSH69*	68
PMSH70*	71
PMSH71*	69
PMSH72*	70
PMSH73*	70
PMSH74*	72
PMSH750*	71
PMSH751*	71
PMSH75*	71
PMSH76*	71
PMSH78*	69
PMSH79*	71
PMSH7*	67
PMSH814*	73
PMSH81*	69
PMSH83*	68
PMSH845*	70
PMSH84*	73
PMSH85*	69
PMSH87*	70
PMSH88*	73
PMSH89*	68
PMSH8*	67
PMSH90*	68
PMSH91*	70
PMSH93*	72
PMSH94*	72
PMU101*	71
PMU102*	70
PMU107*	67
PMU109*	66
PMU110*	66
PMU113*	66
PMU118*	66
PMU11*	68
PMU124*	67
PMU125*	67
PMU129*	67
PMU12*	68
PMU139*	67
PMU13*	68
PMU154*	67
PMU157*	67
PMU158*	67
PMU159*	67

Part Number	Page
PMU161*	67
PMU162*	67
PMU163*	67
PMU165*	67
PMU169*	67
PMU16*	69
PMU170*	67
PMU173*	67
PMU17*	69
PMU18*	69
PMU196*	67
PMU197*	67
PMU19*	70
PMU1*	67
PMU202*	67
PMU203*	68
PMU204*	68
PMU205*	68
PMU206*	68
PMU213*	68
PMU214*	68
PMU215*	68
PMU218*	68
PMU219*	68
PMU220*	68
PMU221*	68
PMU222*	68
PMU223*	68
PMU226*	68
PMU227*	68
PMU230*	68
PMU233*	68
PMU243*	68
PMU245*	68
PMU248*	68
PMU24*	70
PMU250*	69
PMU251*	68
PMU252*	68
PMU253*	68
PMU254*	69
PMU255*	69
PMU256*	69
PMU257*	69
PMU259*	69
PMU262*	69
PMU263*	69
PMU268*	69
PMU269*	69
PMU26*	71
PMU271*	69

Part Number	Page
PMU272*	69
PMU274*	69
PMU275*	69
PMU276*	69
PMU277*	69
PMU280*	69
PMU281*	69
PMU282*	69
PMU283*	69
PMU285*	69
PMU287*	69
PMU288*	69
PMU289*	69
PMU28*	71
PMU291*	69
PMU292*	69
PMU293*	69
PMU296*	69
PMU297*	69
PMU301*	69
PMU302*	69
PMU303*	69
PMU304*	69
PMU305*	69
PMU306*	70
PMU307*	70
PMU308*	70
PMU309*	70
PMU30*	71
PMU310*	70
PMU311*	70
PMU312*	70
PMU315*	70
PMU316*	70
PMU318*	70
PMU323*	70
PMU328*	70
PMU32*	71
PMU330*	70
PMU331*	70
PMU334*	70
PMU337*	70
PMU338*	70
PMU339*	70
PMU342*	70
PMU343*	70
PMU345*	70
PMU348*	70
PMU349*	70
PMU34*	72
PMU350*	70

Part Number	Page
PMU351*	70
PMU353*	70
PMU367*	71
PMU373*	71
PMU374*	71
PMU382*	71
PMU384*	71
PMU388*	71
PMU389*	71
PMU395*	71
PMU396*	71
PMU397*	71
PMU3*	67
PMU402*	71
PMU404*	71
PMU405*	71
PMU407*	71
PMU411*	72
PMU412*	71
PMU413*	71
PMU414*	72
PMU415*	72
PMU416*	72
PMU418*	72
PMU423*	72
PMU425*	72
PMU426*	72
PMU427*	72
PMU428*	72
PMU42*	72
PMU435*	72
PMU436*	72
PMU438*	72
PMU439*	72
PMU442*	72
PMU449*	72
PMU44*	73
PMU450*	72
PMU454*	72
PMU455*	72
PMU459*	66
PMU45*	73
PMU472*	72
PMU475*	72
PMU479*	72
PMU47*	73
PMU482*	72
PMU484*	73
PMU485*	73
PMU486*	73
PMU487*	73

Part Number	Page
PMU488*	73
PMU48*	73
PMU49*	73
PMU506*	73
PMU508*	73
PMU527*	72
PMU535*	73
PMU53*	73
PMU541B	67
PMU542*	67
PMU543*	67
PMU544*	67
PMU545*	67
PMU546*	67
PMU547*	68
PMU548*	68
PMU549*	68
PMU54*	67
PMU550*	69
PMU551*	69
PMU553*	73
PMU554*	73
PMU555*	73
PMU556*	73
PMU55*	67
PMU561*	71
PMU56*	67
PMU57*	67
PMU58*	67
PMU59*	70
PMU601*	71
PMU60*	68
PMU61*	73
PMU62*	73
PMU63*	72
PMU643*	66
PMU644*	66
PMU64*	72
PMU65*	68
PMU66*	71
PMU67*	68
PMU68*	72
PMU694*	68
PMU698*	68
PMU69*	68
PMU6*	67
PMU70*	71
PMU71*	69
PMU723*	70
PMU72*	70
PMU73*	70

Part Number	Page
PMU74*	72
PMU750*	71
PMU751*	71
PMU755*	71
PMU75*	71
PMU760*	71
PMU76*	71
PMU78*	69
PMU792*	73
PMU798*	73
PMU79*	71
PMU7*	67
PMU803*	67
PMU804*	67
PMU805*	68
PMU806*	69
PMU807*	70
PMU808*	70
PMU809*	71
PMU811*	71
PMU812*	71
PMU814*	73
PMU815*	73
PMU816*	73
PMU819*	66
PMU81*	69
PMU822*	67
PMU825*	67
PMU826*	67
PMU827*	67
PMU82*	70
PMU830*	68
PMU832*	68
PMU83*	68
PMU840*	70
PMU844*	70
PMU845*	70
PMU846*	70
PMU84*	73
PMU852*	71
PMU854*	71
PMU855*	71
PMU857*	71
PMU858*	71
PMU859*	71
PMU85*	69
PMU860*	71
PMU863*	72
PMU865*	72
PMU866*	72
PMU867*	72

Part Number	Page
PMU868*	72
PMU869*	72
PMU871*	72
PMU872*	72
PMU876*	72
PMU877*	72
PMU878*	72
PMU879*	73
PMU87*	70
PMU880*	73
PMU881*	73
PMU884*	73
PMU885*	73
PMU887*	66
PMU888*	66
PMU889*	72
PMU88*	73
PMU890*	73
PMU891*	73
PMU89*	68
PMU8*	67
PMU904*	67
PMU907*	68
PMU919*	71
PMU91*	70
PMU928*	72
PMU929*	73
PMU932*	73
PMU93*	72
PMU948*	67
PMU950*	70
PMU951*	71
PMU952*	71
PMU953*	71
PMU954*	71
PMU96*	71
PMU97*	71
PMU990*	67
PMU994*	68
PMU996*	69
PMUB-SARO*	76
PMUG-SARO*	76
PMUR-SARO*	76
PMUY-SARO*	76
PPS0202B493	55
PPS0202B494	55
PPS0202B496	84
PPS0202B498	84
PPS0202B507	84
PPS0202B520	55
PPS0202B521	55

Part Number	Page
PPS0305C174	55
PPS0305D73	54
PPS0305D75	54
PPS0305D77	54
PPS0310F319	84
PPS0505B464	84
PPS0505C174	55
PPS0509B364	53
PPS0514B363	54
PPS0514D265	84
PPS0710B335	83
PPS0710B364	53
PPS0710B380	84
PPS0710B430	84
PPS0710BWHT	19
PPS0710BYEL	19
PPS0710C119	55
PPS0710C130	83
PPS0710C133	84
PPS0710C442	19
PPS0710D101	55
PPS0710D102	55
PPS0710D141	53
PPS0710D24	55
PPS0710D28	54
PPS0710D440	19
PPS0710D47	84
PPS0710D66	53
PPS0710D68	53
PPS0710D70	54
PPS0710D72	54
PPS0710D72S	53
PPS0710D73	54
PPS0710D75	54
PPS0710D77	54
PPS0710D82	83
PPS0710N190	83
PPS0710N203	54
PPS0710N443	19
PPS1007D72SE	54
PPS1014BWHT	19
PPS1014BYEL	19
PPS1014C442	19
PPS1014D440	19
PPS1014D462	83
PPS1014D73	54
PPS1014D75	54
PPS1014N443	19
PPS1209B317	84
PPS1420BWHT	19
PPS1420BYEL	19

Part Number	Page
PPS1420C442	19
PPS1420D440	19
PPS1420N443	19
PRL100BO-DSH	106
PRL100BS-DSH	106
PRL100BY-DSH	106
PRL100YB-DSH	106
PRL150YB	106
PRL200BS	106
PRL250BY	106
PRL250YB	106
PROG-WIN2	9
PROG-WIN2CD	9
PRS0310F319	84
PRS0507D143	53
PRS0710B360	53
PRS0710B361	53
PRS0710B364	53
PRS0710B380	84
PRS0710B430	84
PRS0710BWHT	19
PRS0710BYEL	19
PRS0710C119	55
PRS0710C173	46
PRS0710C180	46
PRS0710C442	19
PRS0710D101	55
PRS0710D28	54
PRS0710D440	19
PRS0710D59	83
PRS0710D68	53
PRS0710D72	54
PRS0710D83	46
PRS0710N443	19
PRS0910D453	54
PRS1007D72	54
PRS1007N458	46
PRS1010B282	84
PRS1014B268	84
PRS1014B335	83
PRS1014B364	53
PRS1014B388	84
PRS1014BWHT	19
PRS1014BYEL	19
PRS1014C122	55
PRS1014C442	19
PRS1014D101	55
PRS1014D26	54
PRS1014D27	54
PRS1014D28	54
PRS1014D440	19

Part Number	Page
PRS1014D462	83
PRS1014D70	54
PRS1014D70	83
PRS1014D71	54
PRS1014D72	54
PRS1014D73	54
PRS1014D79	54
PRS1014D84	55
PRS1014N191	55
PRS1014N443	19
PRS1209B307	84
PRS1209B317	84
PRS1420B436	84
PRS1420BWHT	19
PRS1420BYEL	19
PRS1420C442	19
PRS1420D440	19
PRS1420D72	54
PRS1420D73	54
PRS1420D74	54
PRS1420D75	54
PRS1420N443	19
PRS2014N182	46
PRTM-**	107
PSCB-3CAL	94
PSCB-6CAL	94
PSL-1	38
PSL-1.5	38
PSL-1.5A	38
PSL-10S	33
PSL-10SWC	33
PSL-11***	34
PSL-11***-LS	34
PSL-1A	38
PSL-20S	33
PSL-20SWC	33
PSL-3BLK-KA*	35
PSL-3***	34
PSL-3***-LS	34
PSL-3BLU-KA*	35
PSL-3GRN-KA*	35
PSL-3RED-KA*	35
PSL-3WHT-KA*	35
PSL-3YEL-KA*	35
PSL-4***	34
PSL-4***-LB	34
PSL-4S	33
PSL-4SWC	33
PSL-5***	35
PSL-5***-LS	35
PSL-BV1	31

Part Number	Page
PSL-BV2	31
PSL-CB	25
PSL-CBL	26
PSL-CBWL	27
PSL-CL110	29
PSL-CL480	29
PSL-ERB	29
PSL-GLB	39
PSL-HD1	38
PSL-HD3	38
PSL-KT-CONA	33
PSL-KT-MROA	33
PSL-KT-PWR	32
PSL-LCM	24
PSL-LTM	23
PSL-LTMGP	23
PSL-LTMS	23
PSL-LTP	23
PSL-LTPA	23
PSL-LTPCD	24
PSL-LTPGP	23
PSL-LTPS	23
PSL-MLD	27
PSL-MLD	38
PSL-MLDC	27
PSL-MLDC200	27
PSL-MLDH-X	27
PSL-MLDH-X	38
PSL-P	28
PSL-PC	38
PSL-PE1	38
PSL-PE2	38
PSL-PK-EA	32
PSL-PL1BLU	39
PSL-SC	38
PSL-STATION	32
PSL-STEPS	25
PSL-TG1	38
PSL-V2 through V13	31
PSL-WS	30
PSL-WS1A	30
PSSB-13	48
PST-10	44
PST-3	44
PST-3-Q	44
PST-4	3
PST-5	3
PST-6	3
PST-7	3
PST-FO	108
PST-FOBLNK	108

Part Number	Page
PT-BLNK	108
PT-CGND	108
PT-EGND	108
PT-GND	108
PTR2	11
PTR2-RS	11
PT-TGND†	108
PUS0408B0001	107
PUS0408B0002	107
PUS0511B0003	107
PUS0511B0004	107
PVL100BO-*	87
PVL100BY-*	87
PVL100YB-*	87
PVL200BO-*	87
PVL200BY-*	87
PVL200YB-*	87
PVS0204C171	46
PVS0204C175	46
PVS0204C176	46
PVS0204C177	46
PVS0204C178	55
PVS0204C179	46
PVS0204C501	46
PVS0204C522	55
PVS0204C523	46
PVS0204C524	46
PVS0204C525	46
PVS0204C526	46
PVS0204C529	46
PVS0204C531	46
PVS0204C533	55
PVS0204D100	55
PVS0204D72	54
PVS0204W172	46
PVS0209C446	19
PVS0209D445	19
PVS0305C174	55
PVS0503N458	46
PVS0505C174	55
PVS0507C175	46
PVS0509B364	53
PVS0514C446	19
PVS0514D445	19
PVS0705C181	55
PVS0705N458	46
PVS0710B364	53
PVS0710C171	46
PVS0710C173	46
PVS0710C180	46
PVS0710C518	55

Part Number	Page
PVS0710C519	55
PVS0710D72	54
PVS0710W172	46
PVS1007N458	46
PVT-101-Q	85
PVT-102-Q	85
PVT-110	43
PVT-111	43
PVT-112	43
PVT-113-Q	20
PVT-115-Q	58
PVT-118-Q	20
PVT-11-Q	86
PVT-120-Q	58
PVT-124-Q	58
PVT-130-Q	58
PVT-131-Q	58
PVT-133-Q	58
PVT-134-Q	58
PVT-136-Q	85
PVT-140-Q	20
PVT-146-Q	40
PVT-147-Q	40
PVT-149-Q	40
PVT-15	40
PVT-150-Q	40
PVT-152-Q	40
PVT-153-Q	40
PVT-155-Q	41
PVT-156	41
PVT-156-Q	41
PVT-157-Q	41
PVT-158-Q	41
PVT-15-Q	40
PVT-160-Q	41
PVT-161-Q	43
PVT-162-Q	43
PVT-163-Q	43
PVT-164-Q	59
PVT-165-Q	42
PVT-166-Q	20
PVT-167-Q	20
PVT-16-Q	86
PVT-179-Q	21
PVT-180-Q	21
PVT-182-Q	21
PVT-18-Q	86
PVT-199-Q	85
PVT-1-Q	58
PVT-200-Q	85
PVT-218-Q	86

Part Number	Page
PVT-219-Q	86
PVT-220-Q	86
PVT-227-Q	40
PVT-23	40
PVT-232-Q	21
PVT-234-Q	85
PVT-235-Q	85
PVT-236-Q	87
PVT-237-Q	87
PVT-238-Q	42
PVT-23-Q	40
PVT-26-Q	42
PVT-27-Q	42
PVT-29-Q	58
PVT-2-Q	41
PVT-30	41
PVT-30-Q	41
PVT-31-Q	42
PVT-33-Q	86
PVT-34-Q	59
PVT-36-Q	86
PVT-37-Q	58
PVT-38-Q	85
PVT-39-Q	58
PVT-3-Q	85
PVT-40-Q	40
PVT-41	40
PVT-42-Q	40
PVT-43	40
PVT-43-Q	40
PVT-44	40
PVT-44-Q	40
PVT-45-Q	41
PVT-47-Q	58
PVT-48-Q	41
PVT-49-Q	41
PVT-4-Q	86
PVT-51-Q	41
PVT-52-Q	41
PVT-53-Q	86
PVT-55-Q	86
PVT-56-Q	86
PVT-57-Q	41
PVT-58-Q	58
PVT-59-Q	42
PVT-60-Q	42
PVT-61-Q	59
PVT-62-Q	42
PVT-63-Q	59
PVT-64-Q	59
PVT-67-Q	58

Part Number	Page
PVT-7-Q	42
PVT-8-Q	58
PVT-94-Q	21
PVT-95-Q	21
PVT-96	41
PVT-96-Q	41
PVT-97	40
PVT-97-Q	40
PVT-97S-Q	42
PVT-98	42
PVT-98-Q	42
PVT-99	40
PVT-99-Q	40
PVT-9-Q	42
PX-*	21
QL-1***	94
QL-2 through QL20	93
QL-21***	94
QLF-*	97
SEZ-1CLL through -1YLL	2
SEZ-ELECKIT	5
SEZ-PIPEKIT1	6
SEZ-PM	5
SEZ-PMC*	7
SEZ-RSC*	2
SEZ-SN	1
SEZ-SNC*	2
SEZ-SN-CD	1
SEZ-STRAP6	6
SEZ-STRAP8	6
SEZ-TAG**	3
SEZ-WRAP1	6
SEZ-WRAP2	6
SLT10LH-L0	6
SLT14H-L	6
SLT18H-L	6
STK12	82
TTP2-CLR	12
TTP2-LAM	12
TTP4-CLR	12
TTP4-LAM	12
TTPA2-WHT	12
TTPA4-WHT	12
TTR2-**	12
TTR-**	12
TTRW2-BL	12
TTRW-BL	12
TTV2-***	12
TTV4-***	12
WL25	52
WL32	52

Part Number	Page
WL33 .....	52
WL35 .....	90
WL36 .....	90