



Micro Commercial Components



Micro Commercial Components
20736 Marilla Street Chatsworth
CA 91311
Phone: (818) 701-4933
Fax: (818) 701-4939

SIL2623

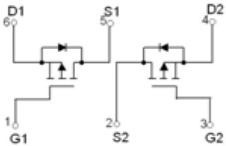
Features

- Lead Free Finish/RoHS Compliant ("P" Suffix designates RoHS Compliant. See ordering information)
Epoxy meets UL 94 V-0 flammability rating
Moisture Sensitivity Level 1
Marking Code: 2623

Maximum Ratings @ 25°C Unless Otherwise Specified

Table with 4 columns: Symbol, Parameter, Rating, Unit. Rows include V\_DS, I\_D, I\_DM, V\_GS, P\_D, R\_thetaJA, T\_J, T\_STG.

Equivalent Circuit



Dual P-Channel Enhancement Mode Field Effect Transistor

SOT23-6L

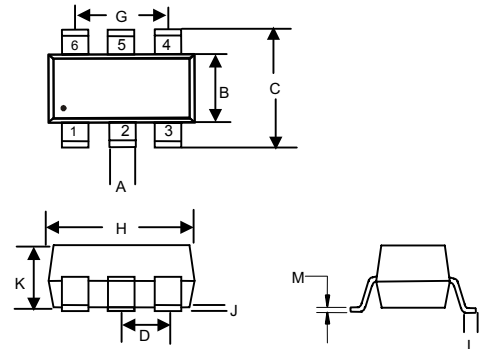


Table with 6 columns: DIM, INCHES (MIN, MAX), MM (MIN, MAX), NOTE. Rows A through M.

**MOSFET ELECTRICAL CHARACTERISTICS (Ta=25°C unless otherwise specified)**

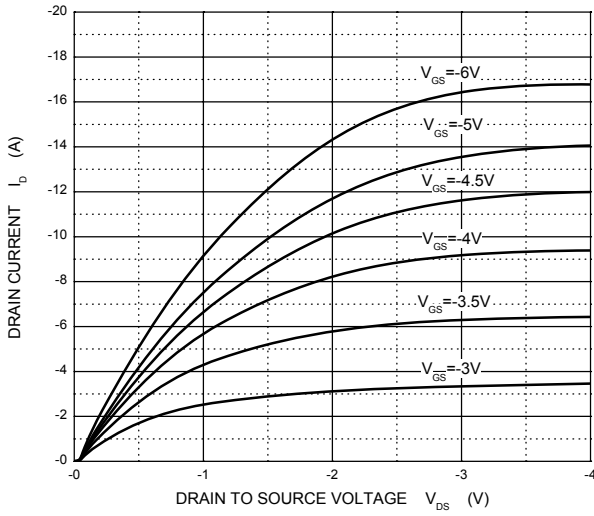
Parameter	Symbol	Test Condition	Min	Typ	Max	Units
<b>Static characteristics</b>						
Drain-source breakdown voltage	BV <sub>DSS</sub>	V <sub>GS</sub> = 0V, I <sub>D</sub> = -250μA	-30			V
Zero gate voltage drain current	I <sub>DSS</sub>	V <sub>DS</sub> = -30V, V <sub>GS</sub> = 0V			-1	μA
Gate-source leakage current	I <sub>GSS</sub>	V <sub>GS</sub> = ±20V, V <sub>DS</sub> = 0V			±100	nA
Drain-source on-resistance (note 1)	R <sub>DS(on)</sub>	V <sub>GS</sub> = -10V, I <sub>D</sub> = -3.0A			130	mΩ
		V <sub>GS</sub> = -4.5V, I <sub>D</sub> = -2.0A			180	mΩ
Forward tranconductance (note 1)	g <sub>FS</sub>	V <sub>DS</sub> = -5V, I <sub>D</sub> = -2A		2.0		S
Gate threshold voltage	V <sub>GS(th)</sub>	V <sub>DS</sub> = V <sub>GS</sub> , I <sub>D</sub> = -250μA	-1		-3	V
Diode forward voltage (note 1)	V <sub>SD</sub>	I <sub>S</sub> = -1A, V <sub>GS</sub> = 0V			-1.2	V
<b>Dynamic characteristics (note 2)</b>						
Input capacitance	C <sub>iss</sub>	V <sub>DS</sub> = -25V, V <sub>GS</sub> = 0V, f = 1MHz			240	pF
Output capacitance	C <sub>oss</sub>			42		pF
Reverse transfer capacitance	C <sub>rss</sub>			32		pF
<b>Switching Characteristics (note 2)</b>						
Turn-on delay time	t <sub>d(on)</sub>	V <sub>GS</sub> = -10V, V <sub>DD</sub> = -15V, I <sub>D</sub> = -1A, R <sub>D</sub> = 15Ω, R <sub>G</sub> = 3.3Ω		5		ns
Turn-on rise time	t <sub>r</sub>			6		ns
Turn-off delay time	t <sub>d(off)</sub>			15		ns
Turn-off fall time	t <sub>f</sub>			3		ns
Total Gate Charge	Q <sub>g</sub>	V <sub>DS</sub> = -24V, V <sub>GS</sub> = -4.5V, I <sub>D</sub> = -2A			4.5	nC
Gate-Source Charge	Q <sub>gs</sub>			0.5		nC
Gate-Drain Charge	Q <sub>gd</sub>			1.4		nC

**Notes:**

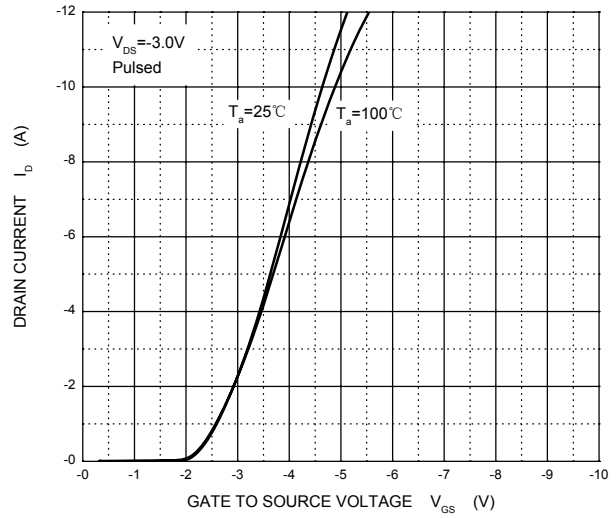
1. Pulse test: Pulse width ≤300μs, duty cycle ≤2%.
2. These parameters have no way to verify.

## Typical characteristics

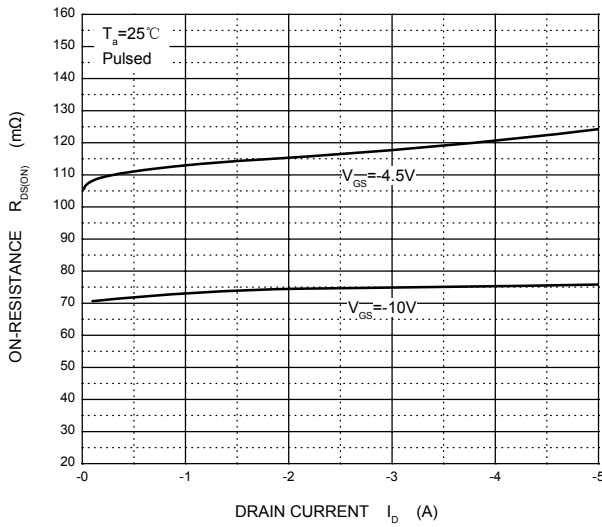
**Output Characteristics**



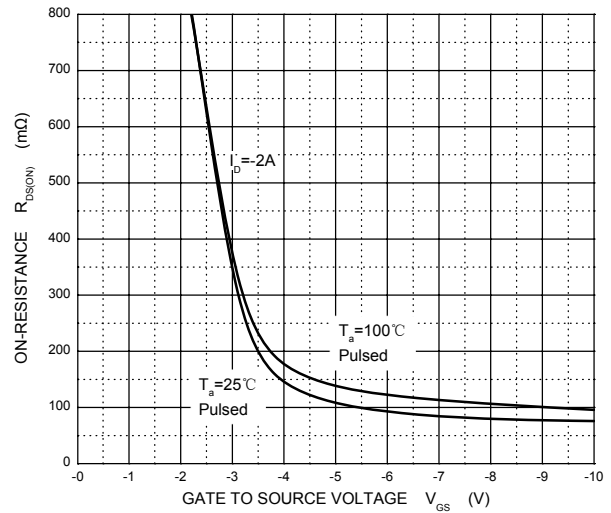
**Transfer Characteristics**



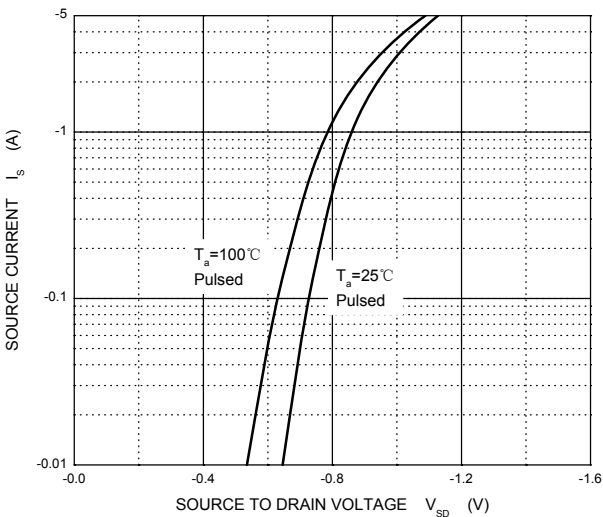
**$R_{DS(ON)}$  —  $I_D$**



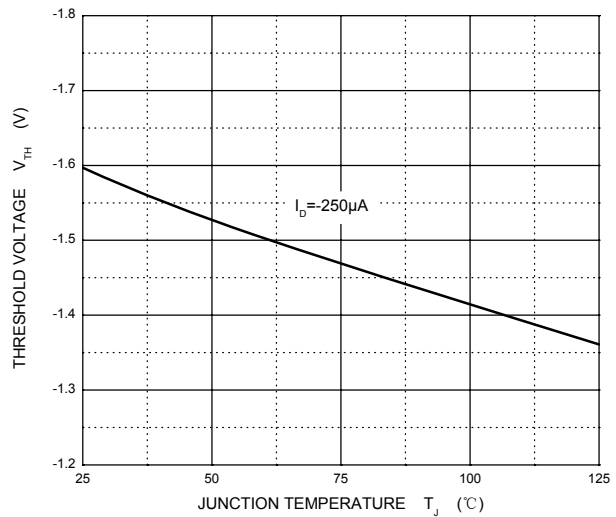
**$R_{DS(ON)}$  —  $V_{GS}$**



**$I_S$  —  $V_{SD}$**



**Threshold Voltage**





Micro Commercial Components

### Ordering Information :

Device	Packing
Part Number-TP	Tape&Reel: 3Kpcs/Reel

**\*\*\*IMPORTANT NOTICE\*\*\***

**Micro Commercial Components Corp.** reserves the right to make changes without further notice to any product herein to make corrections, modifications , enhancements , improvements , or other changes . **Micro Commercial Components Corp .** does not assume any liability arising out of the application or use of any product described herein; neither does it convey any license under its patent rights ,nor the rights of others . The user of products in such applications shall assume all risks of such use and will agree to hold **Micro Commercial Components Corp .** and all the companies whose products are represented on our website, harmless against all damages.

**\*\*\*LIFE SUPPORT\*\*\***

MCC's products are not authorized for use as critical components in life support devices or systems without the express written approval of Micro Commercial Components Corporation.

**\*\*\*CUSTOMER AWARENESS\*\*\***

Counterfeiting of semiconductor parts is a growing problem in the industry. Micro Commercial Components (MCC) is taking strong measures to protect ourselves and our customers from the proliferation of counterfeit parts. MCC strongly encourages customers to purchase MCC parts either directly from MCC or from Authorized MCC Distributors who are listed by country on our web page cited below. Products customers buy either from MCC directly or from Authorized MCC Distributors are genuine parts, have full traceability, meet MCC's quality standards for handling and storage. **MCC will not provide any warranty coverage or other assistance for parts bought from Unauthorized Sources.** MCC is committed to combat this global problem and encourage our customers to do their part in stopping this practice by buying direct or from authorized distributors.