

Subminiature Fuse, 6.4 mm, Quick-Acting F, 125 VAC, 125 VDC



UL 248-14 · 125 VAC · 125 VDC · Quick-Acting F



Description

- Directly solderable on printed circuit boards

Standards

- UL 248-14
- CSA C22.2 no. 248.14
- Telcordia GR-1089
- UL 60950 / IEC 60950
- ITU-T K.20 and K.21
- TIA-968-A

Approvals

- UL File Number: E41599
- CSA File Number: 51172

References


[Packaging Details](#)

Corresponding Fuseholder [FME](#); [FMR](#); [FMS \(125V\)](#)

Weblinks

[pdf datasheet](#), [html-datasheet](#), [General Product Information](#), [Packaging details](#), [Approvals](#), [CE declaration of conformity](#), [RoHS](#), [CHINA-RoHS](#), [REACH](#), [Distributor-Stock-Check](#), [Detailed request for product](#)

Technical Data

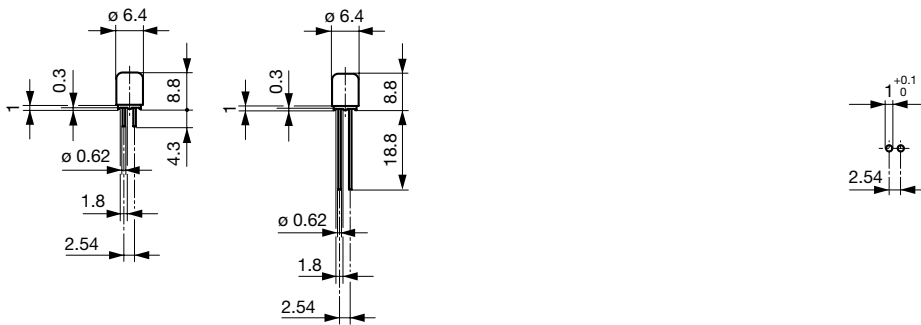
| | |
|------------------------------|---|
| Rated Voltage | 125 VAC, 125 VDC |
| Rated current | 0.1 - 5 A |
| Breaking Capacity | 100 A |
| Characteristic | Quick-Acting F |
| Mounting | PCB, THT |
| Admissible Ambient Air Temp. | -25 °C to 85 °C |
| Climatic Category | 25/085/21 acc. to IEC 60068-1 |
| Material: Housing | Thermoplastic, UL 94V-0 |
| Material: Terminals | Tin-Plated Copper |
| Unit Weight | 0.34 g |
| Storage Conditions | 0 °C to 40 °C, max. 70% r.h. |
| Product Marking |  Type, Rated current, Rated Voltage, Characteristic, Approvals |

| | |
|------------------------------|---|
| Soldering Methods | Wave, Iron Soldering Profile |
| Solderability | 235 °C / 2 sec acc. to IEC 60068-2-20, Test Ta |
| Resistance to Soldering Heat | 260 °C / 10 sec acc. to IEC 60068-2-20, Test Tb |
| Life Test | 1000h @ 0.60 x In @ 70°C (acc. to EIA/IS-722, Test 4.4.1) |
| Terminal Strength | Tensile load min. 9 N (acc. to EIA/IS-722, Test 4.5.1) |
| Case Resistance | acc. to EIA/IS-722, Test 4.7 >100 MΩ (between leads and body) |
| Mechanical Shock | (acc. to EIA/IS-722, Test 4.9) |
| Vibration, High Frequency | Shock 20 gn, 20 min, 10-2 kHz, 12 cyc. (acc. to EIA/IS-722, Test 4.10) |
| Resistance to Solvents | MIL-STD-202, Method 215A |
| Flammability | UL 94V-0 (acc. to EIA/IS-722, Test 4.12) |

Detailed information on product approvals, code requirements, usage instructions and detailed test conditions can be looked up in [General Product Information](#)

Dimension

6.4 mm



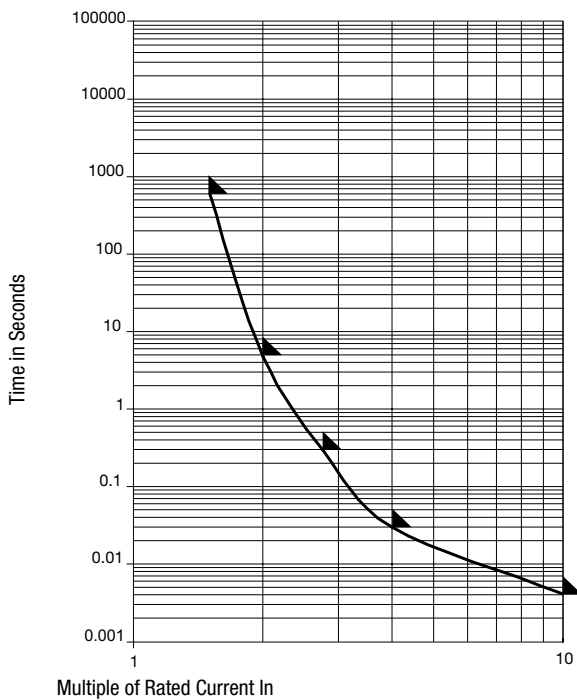
Drilling diagram

Pre-Arcing Time


Rated Current I_n 1.5 x I_n max. 2.0 x I_n max. 2.75 x I_n max. 4.0 x I_n max. 10.0 x I_n max.


| | | | | | |
|-------------|--------|-----|--------|-------|------|
| 0.1 A - 5 A | 10 min | 5 s | 300 ms | 30 ms | 4 ms |
|-------------|--------|-----|--------|-------|------|


Time-Current-Curves



All Variants

| Rated Current [A] | Rated Voltage [VAC] | Rated Voltage [VDC] | Breaking Capacity | Voltage Drop 1.0 I_n max. [mV] | Voltage Drop 1.0 I_n typ. [mV] | Power Dissipation 1.0 I_n max. [mW] | Melting I^2t 10.0 I_n typ. [A ² s] |  | S | L | T | Order Number |
|-------------------|---------------------|---------------------|-------------------|----------------------------------|----------------------------------|---------------------------------------|---|---|---|---|---|--------------|
| 0.1 | 125 | 125 | 1) | 1000 | 690 | 100 | 0.0007 | ● | ● | | | 0034.4209 |
| 0.125 | 125 | 125 | 1) | 1000 | 960 | 100 | 0.0015 | ● | ● | | | 0034.4210 |
| 0.16 | 125 | 125 | 1) | 1000 | 850 | 100 | 0.0036 | ● | ● | | | 0034.4211 |
| 0.2 | 125 | 125 | 1) | 700 | 680 | 100 | 0.0033 | ● | ● | | | 0034.4212 |
| 0.25 | 125 | 125 | 1) | 700 | 620 | 100 | 0.0055 | ● | ● | | | 0034.4213 |
| 0.315 | 125 | 125 | 1) | 700 | 680 | 200 | 0.025 | ● | ● | | | 0034.4214 |

| Rated Current [A] | Rated Voltage [VAC] | Rated Voltage [VDC] | Breaking Capacity | Voltage Drop 1.0 In max. [mV] | Voltage Drop 1.0 In typ. [mV] | Power Dissipation 1.0 I _n max. [mW] | Melting I ² t 10.0 Intyp. [A ² s] |  | S | L | T | Order Number |
|-------------------|---------------------|---------------------|-------------------|-------------------------------|-------------------------------|--|---|---|---|---|---|--------------|
| 0.4 | 125 | 125 | 1) | 400 | 180 | 100 | 0.013 | ● | ● | | | 0034.4215 |
| 0.5 | 125 | 125 | 1) | 400 | 180 | 100 | 0.02 | ● | ● | | | 0034.4216 |
| 0.63 | 125 | 125 | 1) | 400 | 180 | 100 | 0.045 | ● | ● | | | 0034.4217 |
| 0.71 | 125 | 125 | 1) | 400 | 140 | 100 | 0.045 | ● | ● | | | 0034.4218 |
| 0.75 | 125 | 125 | 1) | 400 | 170 | 100 | 0.02 | ● | ● | | | 0034.4219 |
| 0.8 | 125 | 125 | 1) | 400 | 150 | 100 | 0.04 | ● | ● | | | 0034.4220 |
| 1 | 125 | 125 | 1) | 400 | 150 | 100 | 0.07 | ● | ● | | | 0034.4221 |
| 1.25 | 125 | 125 | 1) | 190 | 150 | 200 | 0.12 | ● | ● | | | 0034.4222 |
| 1.6 | 125 | 125 | 1) | 190 | 150 | 200 | 0.29 | ● | ● | | | 0034.4223 |
| 2 | 125 | 125 | 1) | 190 | 130 | 200 | 0.43 | ● | ● | | | 0034.4224 |
| 2.5 | 125 | 125 | 1) | 190 | 120 | 300 | 0.6 | ● | ● | | | 0034.4225 |
| 3.15 | 125 | 125 | 1) | 190 | 120 | 400 | 1.1 | ● | ● | | | 0034.4226 |
| 4 | 125 | 125 | 1) | 190 | 120 | 500 | 1.9 | ● | ● | | | 0034.4227 |
| 5 | 125 | 125 | 1) | 190 | 120 | 600 | 3 | ● | ● | | | 0034.4228 |
| 0.1 | 125 | 125 | 1) | 1000 | 690 | 100 | 0.0007 | ● | ● | | | 0034.4239 |
| 0.125 | 125 | 125 | 1) | 1000 | 960 | 100 | 0.0015 | ● | ● | | | 0034.4240 |
| 0.16 | 125 | 125 | 1) | 1000 | 850 | 100 | 0.0036 | ● | ● | | | 0034.4241 |
| 0.2 | 125 | 125 | 1) | 700 | 680 | 100 | 0.0033 | ● | ● | | | 0034.4242 |
| 0.25 | 125 | 125 | 1) | 700 | 620 | 100 | 0.0055 | ● | ● | | | 0034.4243 |
| 0.315 | 125 | 125 | 1) | 700 | 680 | 200 | 0.025 | ● | ● | | | 0034.4244 |
| 0.4 | 125 | 125 | 1) | 400 | 180 | 100 | 0.013 | ● | ● | | | 0034.4245 |
| 0.5 | 125 | 125 | 1) | 400 | 180 | 100 | 0.02 | ● | ● | | | 0034.4246 |
| 0.63 | 125 | 125 | 1) | 400 | 180 | 100 | 0.045 | ● | ● | | | 0034.4247 |
| 0.71 | 125 | 125 | 1) | 400 | 140 | 100 | 0.045 | ● | ● | | | 0034.4248 |
| 0.75 | 125 | 125 | 1) | 400 | 170 | 100 | 0.02 | ● | ● | | | 0034.4249 |
| 0.8 | 125 | 125 | 1) | 400 | 150 | 100 | 0.04 | ● | ● | | | 0034.4250 |
| 1 | 125 | 125 | 1) | 400 | 150 | 100 | 0.07 | ● | ● | | | 0034.4251 |
| 1.25 | 125 | 125 | 1) | 190 | 150 | 200 | 0.12 | ● | ● | | | 0034.4252 |
| 1.6 | 125 | 125 | 1) | 190 | 150 | 200 | 0.29 | ● | ● | | | 0034.4253 |
| 2 | 125 | 125 | 1) | 190 | 130 | 200 | 0.43 | ● | ● | | | 0034.4254 |
| 2.5 | 125 | 125 | 1) | 190 | 120 | 300 | 0.6 | ● | ● | | | 0034.4255 |
| 3.15 | 125 | 125 | 1) | 190 | 120 | 400 | 1.1 | ● | ● | | | 0034.4256 |
| 4 | 125 | 125 | 1) | 190 | 120 | 500 | 1.9 | ● | ● | | | 0034.4257 |
| 5 | 125 | 125 | 1) | 190 | 120 | 600 | 3 | ● | ● | | | 0034.4258 |
| 0.1 | 125 | 125 | 1) | 1000 | 690 | 100 | 0.0007 | ● | ● | | | 0034.4539 |
| 0.125 | 125 | 125 | 1) | 1000 | 960 | 100 | 0.0015 | ● | ● | | | 0034.4540 |
| 0.16 | 125 | 125 | 1) | 1000 | 850 | 100 | 0.0036 | ● | ● | | | 0034.4541 |
| 0.2 | 125 | 125 | 1) | 700 | 680 | 100 | 0.0033 | ● | ● | | | 0034.4542 |
| 0.25 | 125 | 125 | 1) | 700 | 620 | 100 | 0.0055 | ● | ● | | | 0034.4543 |
| 0.315 | 125 | 125 | 1) | 700 | 680 | 200 | 0.025 | ● | ● | | | 0034.4544 |
| 0.4 | 125 | 125 | 1) | 400 | 180 | 100 | 0.013 | ● | ● | | | 0034.4545 |
| 0.5 | 125 | 125 | 1) | 400 | 180 | 100 | 0.02 | ● | ● | | | 0034.4546 |
| 0.63 | 125 | 125 | 1) | 400 | 180 | 100 | 0.045 | ● | ● | | | 0034.4547 |
| 0.71 | 125 | 125 | 1) | 400 | 140 | 100 | 0.045 | ● | ● | | | 0034.4548 |
| 0.75 | 125 | 125 | 1) | 400 | 170 | 100 | 0.02 | ● | ● | | | 0034.4549 |
| 0.8 | 125 | 125 | 1) | 400 | 150 | 100 | 0.04 | ● | ● | | | 0034.4550 |
| 1 | 125 | 125 | 1) | 400 | 150 | 100 | 0.07 | ● | ● | | | 0034.4551 |
| 1.25 | 125 | 125 | 1) | 190 | 150 | 200 | 0.12 | ● | ● | | | 0034.4552 |
| 1.6 | 125 | 125 | 1) | 190 | 150 | 200 | 0.29 | ● | ● | | | 0034.4553 |
| 2 | 125 | 125 | 1) | 190 | 130 | 200 | 0.43 | ● | ● | | | 0034.4554 |
| 2.5 | 125 | 125 | 1) | 190 | 120 | 300 | 0.6 | ● | ● | | | 0034.4555 |
| 3.15 | 125 | 125 | 1) | 190 | 120 | 400 | 1.1 | ● | ● | | | 0034.4556 |
| 4 | 125 | 125 | 1) | 190 | 120 | 500 | 1.9 | ● | ● | | | 0034.4557 |

| Rated Current [A] | Rated Voltage [VAC] | Rated Voltage [VDC] | Breaking Capacity | Voltage Drop 1.0 In max. [mV] | Voltage Drop 1.0 In typ. [mV] | Power Dissipation 1.0 I _n max. [mW] | Melting I ² t 10.0 Intyp. [A ² s] |  | S | L | T | Order Number |
|-------------------|---------------------|---------------------|-------------------|-------------------------------|-------------------------------|--|---|---|---|---|---|--------------|
| 5 | 125 | 125 | 1) | 190 | 120 | 600 | 3 | ● | ● | | | 0034.4558 |

Most Popular.

Availability for all products can be searched real-time: <http://www.schurter.com/en/Stock-Check/Stock-Check-SCHURTER>

1) 100 A @ 125 VAC/DC

| | | |
|-----------------------|-----|------------------------------|
| Packaging Unit | S = | Plastic Bag (100 pcs.) |
| | L = | Bulk (100 pcs.) |
| | T = | Taped 36 cm Reel (1000 pcs.) |