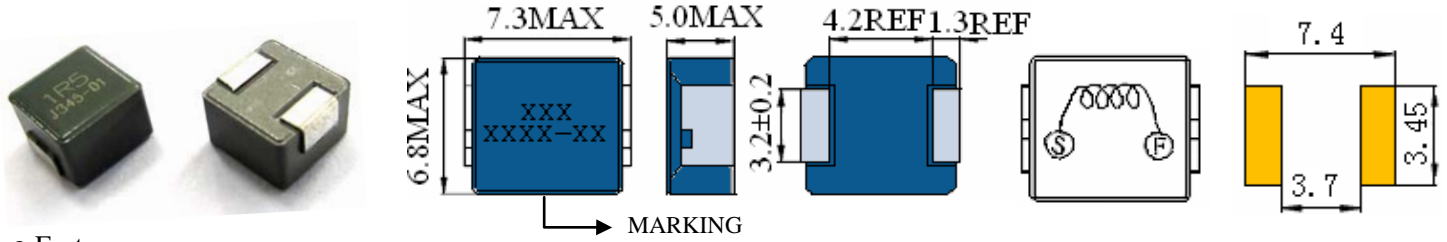


SCIHP0750

SMD POWER INDUCTORS



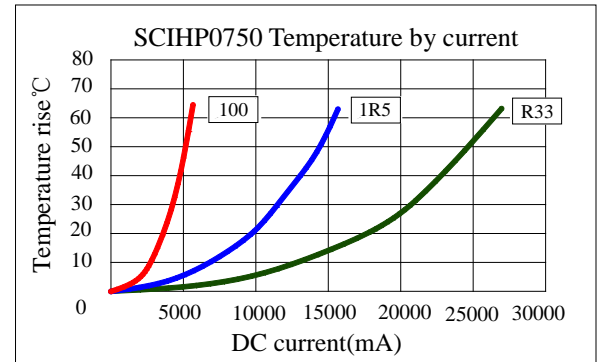
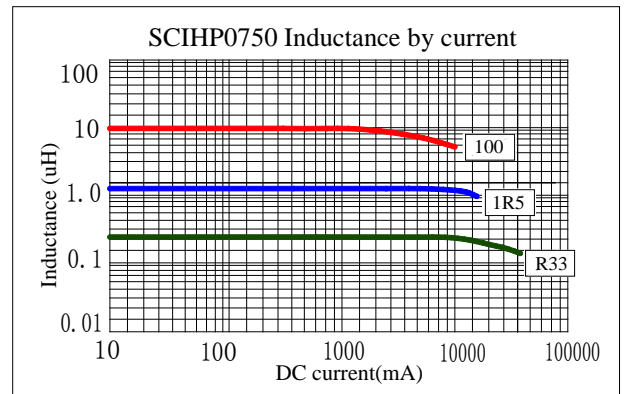
• Features

1. Lowest DCR/uH in this small package size.
2. Frequency range up to 1.0MHZ.
3. -40°C to +125°C operating temperature (*).
4. Handles high transient current spikes without saturation.
5. Composite construction producing extremely low buzz noise.



ELECTRICAL CHARACTERISTICS

Part Number	Inductance (uH) ⁽¹⁾	Test Frequency	DC Resistance mΩ MAX ⁽²⁾	Saturation Current (A) ⁽³⁾	Temperature Current (A) ⁽⁴⁾
SCIHP0750-R33	0.33	200KHz	3.7	25.0	21.0
SCIHP0750-R47	0.47	200KHz	4.2	22.0	20.0
SCIHP0750-R56	0.56	200KHz	4.5	20.0	19.0
SCIHP0750-R68	0.68	200KHz	5.3	18.0	16.5
SCIHP0750-R82	0.82	200KHz	7.5	18.0	15.0
SCIHP0750-1R0	1.0	200KHz	9.0	16.0	13.0
SCIHP0750-1R5	1.5	200KHz	13.5	13.0	11.5
SCIHP0750-2R2	2.2	200KHz	15.0	12.0	11.0
SCIHP0750-3R3	3.3	200KHz	29.0	9.5	8.0
SCIHP0750-4R7	4.7	200KHz	37.0	8.0	6.0
SCIHP0750-6R8	6.8	200KHz	46.0	7.0	5.5
SCIHP0750-8R2	8.2	200KHz	78.0	5.5	5.0
SCIHP0750-100	10.0	200KHz	90.0	5.5	4.0



(1). Inductance tolerance $\pm 20\%$ tested at 0.25V, 0ADC and 25°C

(2). DCR measured at 25°C.

(3). The DC current at which the inductance decreases by 20% from its initial value.

(4). The DC current that results in a 40°C temperature rise from 25°C ambient

(*). Part temperature (ambient + temp rise) should not exceed 125°C under worst case operating conditions. Circuit design, component placement, PCB trace size and thickness, airflow and other cooling provisions may affect the temperature of the part. Part temperature should be verified in the end application.

[Click here for QUANTITY PER REEL & PACKING INFORMATION](#)

Custom versions available upon request.