

# Broadband Blocks - C04/C06/C08

## Description

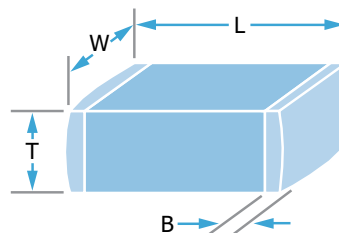
- Resonance free DC Blocking / Decoupling
- Less than 0.25 db loss @ 4 GHz (typical)
- Surface mountable

## Functional Applications

- Fiber Optic Links • High Isolation Decoupling
- LAN's, VCO Frequency Stabilization • Diplexers
- RF/Microwave Modules • Instruments • Test Equipments

## Mechanical Specification

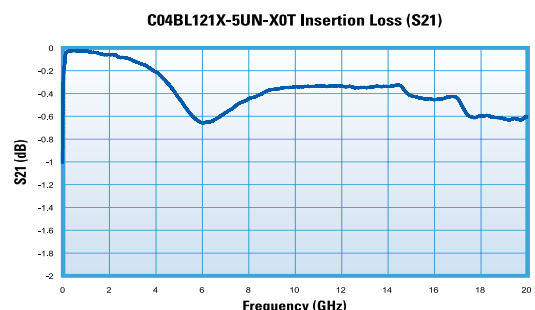
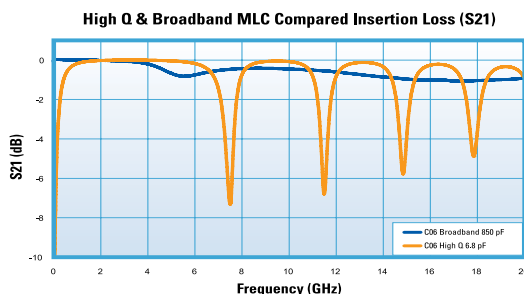
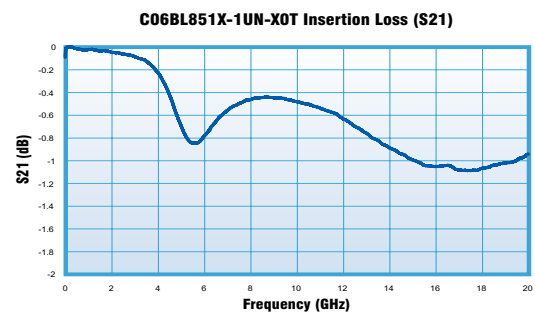
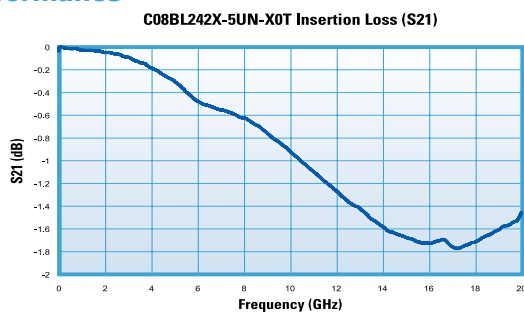
Product Code	Body Dimensions			Band Dimensions (B)	
	Length (L)	Width (W)	Thickness (T)	Min	Max
<b>C04BL</b>	0.040" ± 0.008"	0.020" ± 0.006"	0.028" Max	0.003"	0.019"
<b>C06 BL</b>	0.060" ± 0.012"	0.031" ± 0.009"	0.036" Max	0.006"	0.03"
<b>C08 BL</b>	0.081" ± 0.020"	0.051" ± 0.013"	0.061" Max	0.012"	0.0468"
<b>C18BL</b>	0.1200" ± 0.925"	0.1100" ± 0.010"	0.100" Max	0.008"	0.045"



## Part Characteristics

Part Number	Capacitance Guaranteed Minimum Value	Voltage Rating	Temperature Coefficient -55°C to 125°C	Maximum Dissipation Factor	Insulation Resistance (MΩ Minimum)	Aging Rate	Frequency Range	Termination
C04BL121X-5UN-X0T	120pF @ 1KHz, .2Vrms	50 Vdc	± 15%	3.0% @ 1KHz, .2Vrms	10 <sup>4</sup>	<=1.5%/decade hours	10MHz – 40GHz	"U" & "S"
C06BL851X-1UN-X0T	850pF @ 1KHz, .2Vrms	100 Vdc 50 Vdc					2MHz – 30GHz	"U", "S" & "Z"
C08BL242X-5UN-X0T	2400pF @ 1KHz, .2Vrms	50 Vdc					1MHz – 20GHz	"U", "S" & "Z"
C08BL102X-1UN-X0T	1000pF @ 1KHz, .2Vrms	100 Vdc					1MHz – 20GHz	"U", "S" & "Z"
C18BL103X-4UN-X0T	10,000pF @ 1KHz, .2Vrms	500 Vdc					1MHz – 6GHz	"U", "S" & "Z"

## Performance



The information above represents typical device performance.