




Industrial Unmanaged PoE Ethernet Switch

■ ■ EHG6308 Series
RoHS compliant


EHG6308-4PoE series switches are Unmanaged PoE Gigabit Ethernet switches. The EHG6308-4PoE switches are 4*10/100/1000BaseT(X) port with Power-over-Ethernet (PoE) and 4*10/100/1000BaseT(X) or 4*1000baseSFP Fiber. Each PoE port provides 15.4W IEEE 802.3af and up to 30W IEEE 802.3at. Using external 48~57VDC power inputs through terminal block, data and power can be transmitted to a Powered Device (PD) over the same twisted-pair Ethernet cable through port 1 to port 4 on the unit. The EHG6308-4PoE also provides the relay warning function when power failures.

Outline



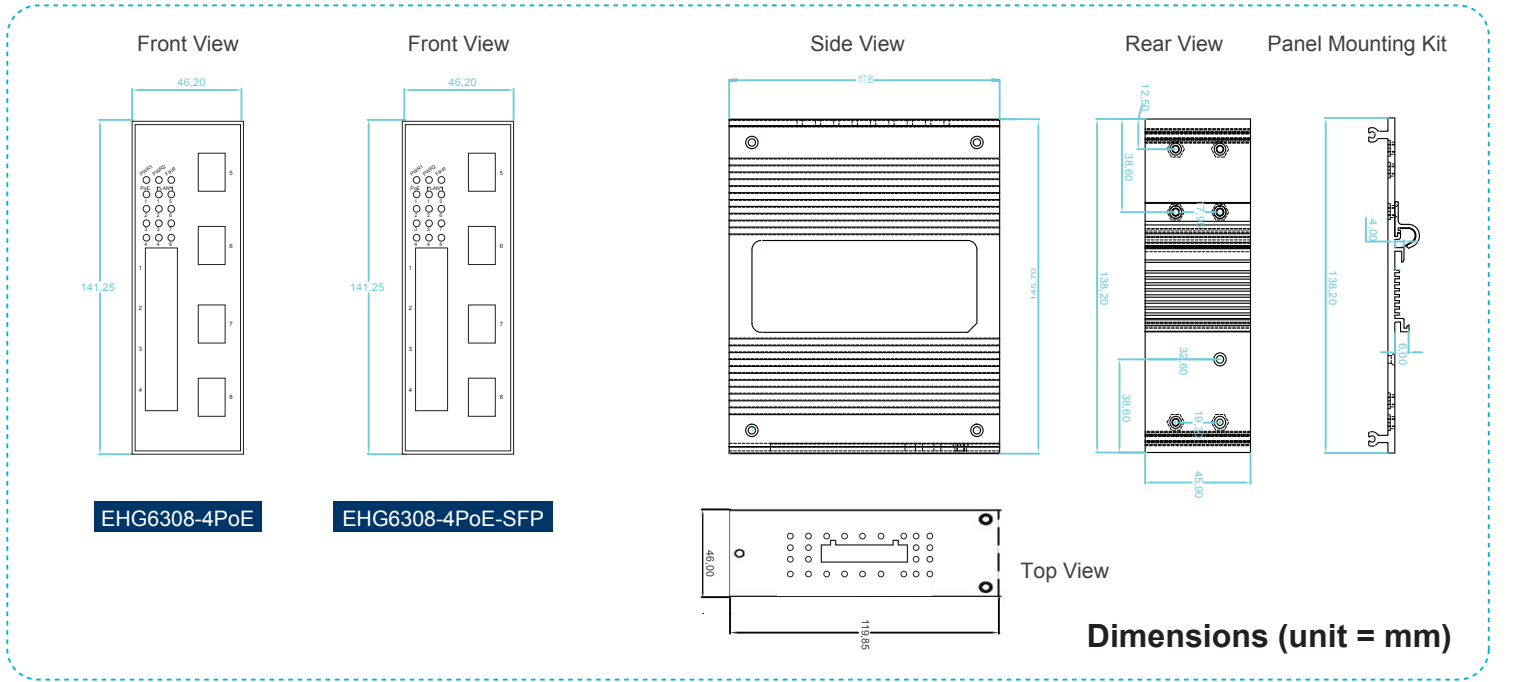
- 8-Port 10/100/1000Mbps Gigabit Ethernet ports
- Supports P.S.E. based on IEEE802.3af/IEEE 802.3at
- Supports PoE Power up to 30 Watts for each PoE port
- Supports auto-negotiation and auto-MDI/MDI-X
- Supports store and forward transmission
- Supports flow control
- IP-30 metal case
- DIN-Rail and wall mounting (Optional)

4-port 10/100/1000Base T(X) (copper)
or 4-port 1000Base FX (SFP Slot)



General Specifications	
Technology	
Standards	IEEE 802.3 for 10BaseT, IEEE 802.3u for 100BaseT(X) IEEE 802.3ab for 1000BaseT(X), IEEE 802.3at/af for Power over Ethernet Technology IEEE 802.3x for Flow Control IEEE 802.3z for 1000BaseX
MAC Address Table	8K
Switching Latency	2.3us
Processing Type	Store and Forward
Flow Control	IEEE802.3x full duplex, back pressure flow control
Interface	
RJ45 Ports	10/100/1000baseT(X),Auto MDI/MDI-X(Support Mode A)
Fiber Ports	1000Base SFP slot
LED Indicators	LAN(Steady green-Link up/Blinking-data transmitting & receiving), PoE(Yellow), PWR1(Green), PWR2(Green), Fault(Red)
Power Requirements	
Dual Input	48 ~ 57 VDC (IEEE802.3af :48VDC input / IEEE802.3at :50~57VDC input)
Dual Inputs Current	Max. 3.1 A @ 55VDC (supports up to 4 ports at 30 W per PoE port)
Overload Current Protection	Present
Connection	Lockable 7-pin terminal blocks for power input
Reverse Polarity Protection	Present
Consumption	148.5W (with PoE full function)
Physical Characteristics	
Housing	IP30 protection (>2.5mm objects, IEC60529), metal case (AL6063T5)
Dimensions (W x H x D)	53.4mm x 145.7mm x 119.9mm (2.10 x 5.74 x 4.72 in)
Weight	Approx 1000g
Installation	DIN-Rail mount kit, wall mount kit (optional)
Environmental Limits	
Operating Temperature	-10°C ~ 70°C (14°F ~ 158°F)
Storage Temperature	-40°C ~ 85°C (-40°F ~ 185°F)
Ambient Relative Humidity	5% to 95% (non-condensing)
	Notes: For UL policy the maximum operating temperature is 60°C, and the human body can tolerate maximum temperature is 70°C.
Regulatory Approvals	
Safety	UL 60950-1
EMI	FCC Part 15 class A, CISPR(EN55032) class A
EMS	EN61000-4-2 (ESD), level 3 EN61000-4-3 (RS), level 3 EN61000-4-4 (EFT),level 3 EN61000-4-5 (Surge), level 3 EN61000-4-6 (CS), level 2 EN61000-4-8 (PFMF) EN61000-4-11 (Dips)
Shock	MIL-STD-810F Method 516.5
Freefall	MIL-STD-810F Method 516.5
Vibration	MIL-STD-810F Method 514.5 C-1 & C-2
MTBF	
Warranty	5 years (please visit www.atop.com.tw for more details)

Mechanical



Ordering Information

Model Name	Port Interface		
	10/100/1000BaseT(X)	10/100/1000BaseT(X),PoE	1000Base SFP
EHG6308-4PoE	4	4	-
EHG6308-4PoE-4SFP	-	4	4

Optional Accessories

SDR-240-48	240W/5A DIN-Rail 48 VDC(Adj. Range 48~55V) Power Supply with universal 88~264VAC/124~370VDC input
2ESDP-07P	7-pin 5.08mm Terminal Block with 180° Angle
CDK-459-Silver	Conductive metal DIN-Rail Kit, Silver
WMK-459-Black	Metal Wall Mount Kit, Black
GDC-90	90mm copper woven grounding cable
Optical Transceiver	SFP Gigabit Ethernet/1X Fiber channel (RoHS)

1000Base SFP Transceiver

P/N	LM28-C3S-TI -N	LM38-C3S-TI-N	LS38-C3S-TI -N	LS38-C3L-TI -N
Bit rate(Mbps)	1250	1250	1250	1250
Wavelength(nm)	850(VCSEL)	1310(FP LD)	1310(FP LD)	1310(DFB LD)
Media	MMF	MMF	SMF	SMF
Distance	550m	2km	10km	30km
Application	1000base-SX	SX+	1000base-LX	LHX
TX Power(dBm)	-4~-9.5	-1~-9	-3~-9.5	+1~-4
RX Sens.(dBm)	<-18	<-19	<-20	<-24
Temp.(°C)	-20~85	-40~85	-40~85	-40~85
Voltage(V)	3.3	3.3	3.3	3.3

Regulatory Approvals and Environmental Type Tests

EMI Immunity Type Tests

Test	Description		Test Levels	Severity Levels
FCC part 15	-	Subpart B	-	class A
EN55032	-	2012+AC:2013	-	class A

EMS Tests

Test	Description		Test Levels	Severity Levels
IEC61000-4-2	ESD	Contact discharge	6 KV, Criterion B	level 3
		Air discharge	8 KV, , Criterion B	level 3
IEC61000-4-3	RS	Enclosure ports	10 V/m (80 - 1000 MHz), Criterion A	level 3
IEC61000-4-4	EFT	Power Line	2 KV, Criterion B	level 3
IEC61000-4-5	Surge	Signal Port	2 KV, Criterion B	level 3
		Power Line	2 KV, Criterion B	level 3
IEC61000-4-6	CS	Signal Port	3 V (0.15 - 80 MHz), Criterion A	level 2
		Power Line	10 V (0.15 - 80 MHz), Criterion A	level 2

Safety Tests

Test	Description		Rating	Severity Levels
UL60950-1	-	2nd Edition, 2007-03-27	48-57 V DC, 3.1A max	-
CSA C22.2 No.60950-1-07	-	2nd Edition, 2007-03	48-57 V DC, 3.1A max	-
CB	-	IEC 60950-1:2005 second version	48-57 V DC, 3.1A max	-

Environmental Type Tests

Test	Description		Test Levels	Severity Levels
MIL-STD-810F	Shock	Impact acceleration & Pluse duration	40g @ 11ms	-
MIL-STD-810F	Freefall	8 corners, 12 edges, 6 faces	122 cm	-
MIL-STD-810F	Vibration	Packaged Random waveform	x: 2.4 Grms y: 1.28 Grms z: 3.85 Grms	-
		Operating Random waveform	x: 0.740 Grms y: 0.204 Grms z: 1.04 Grms	-

Atop Technologies, Inc.

TEL : +886-3-5508137

FAX : +886-3-5508131

sales@atop.com.tw

http://www.atop.com.tw



Design and specification are subjected to change without notice.

All product names referenced herein are registered trademarks of their respective companies.

CA_EHG6308_E : v2-160620