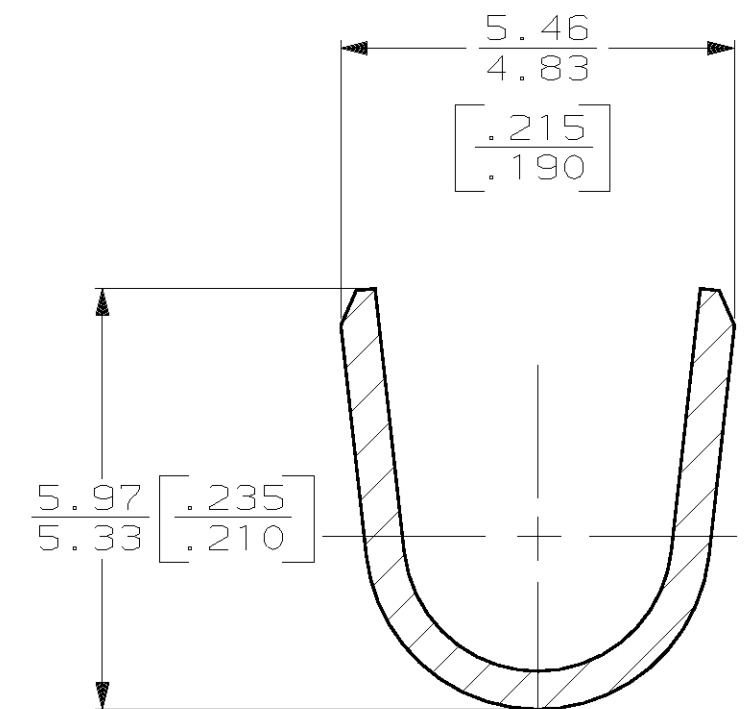
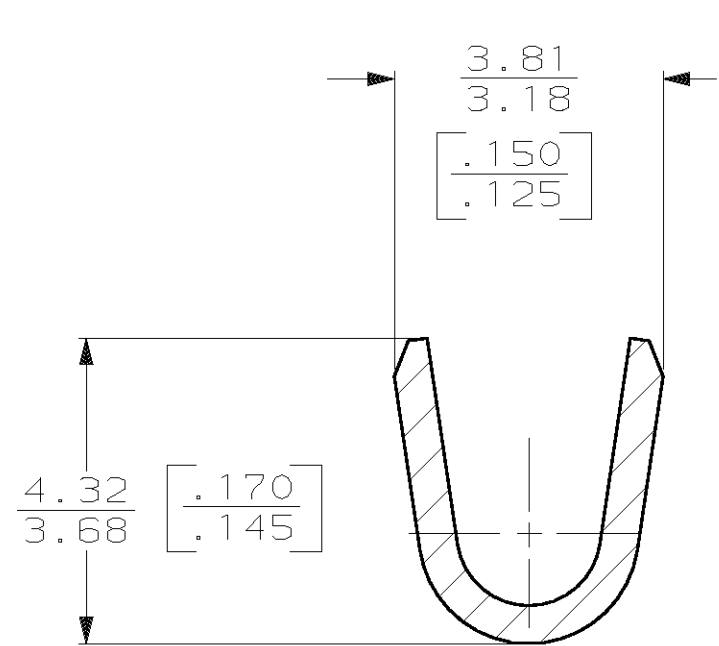
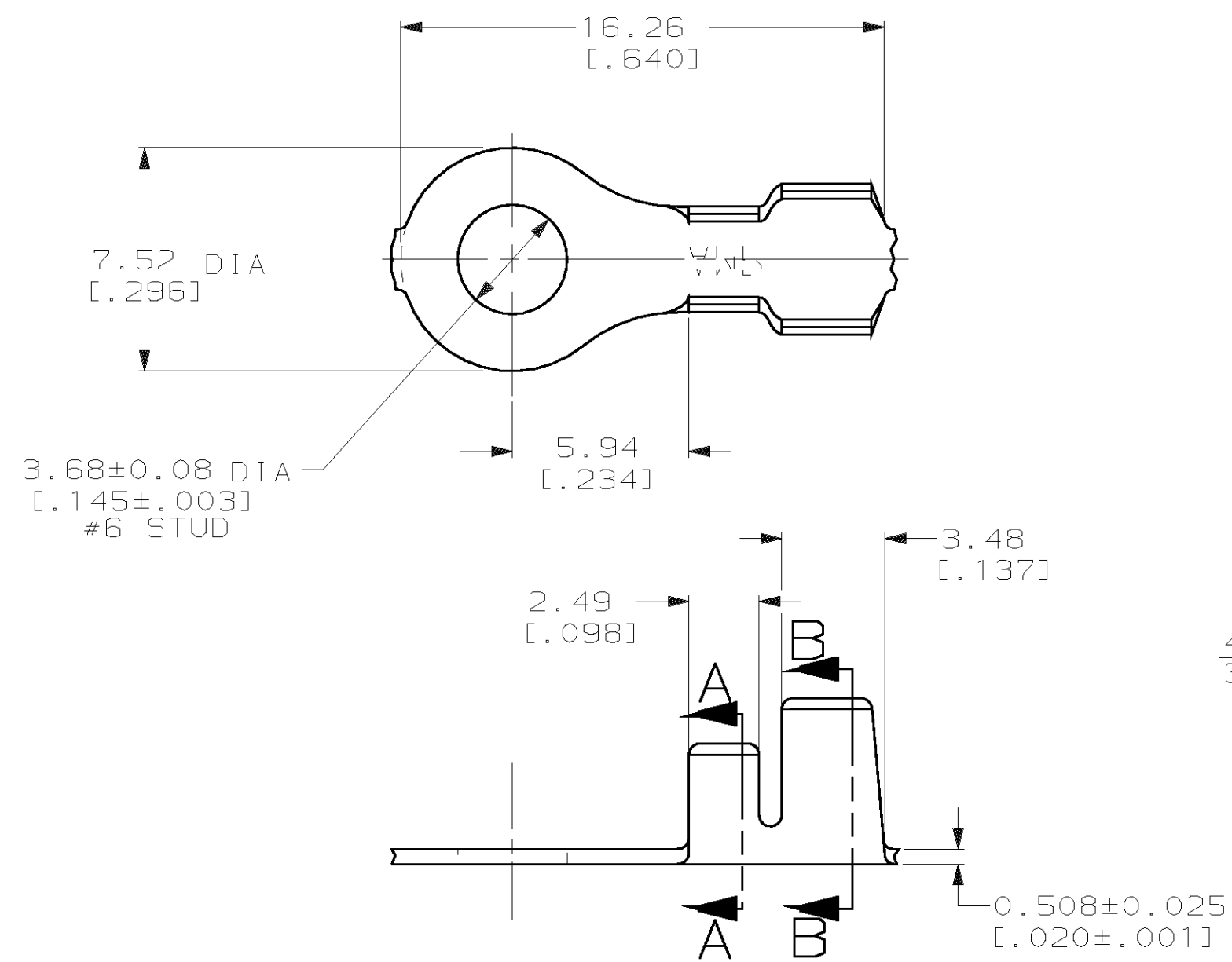


THIS DRAWING IS UNPUBLISHED. RELEASED FOR PUBLICATION, 19 .
 © COPYRIGHT 19 BY AMP INCORPORATED. ALL INTERNATIONAL RIGHTS RESERVED.

LOC	DIST	P	F	ZONE	LTR	DESCRIPTION	DATE	APPD
AF	50				N	REVISED PER 063A-0271-02	19AUG02	MF/DD

- 1 CONTINUOUS STRIP ON REEL.
- 2 0.00381 [.000150] MIN NICKEL PLATE.



METRIC

FINISH	MATERIAL	INSULATION RANGE	WIRE RANGE	PART NO
—	#3 HARD STEEL 082 BRASS	3.05-4.32 DIA [.120-.170]	0.8-2.0mm [18-14] AWG	41558-1 41558

F OR 0	4.57 [.180]	4.06 [.160]	F	3.05 [.120]	2.03 [.080] 2.0mm ² [14]	2.0mm ² [14]
TYPE	WIDTH	STRIP LENGTH ±0.38 [±.015]	TYPE	WIDTH	±0.051 [.002] HEIGHT	WIRE
INSUL BARREL CRIMP			WIRE BARREL CRIMP			

DO NOT SCALE PRINT. UNLESS SPECIFIED DIMENSIONS IN mm [INCHES] TOLERANCES ON: 2 PLC DEC ± 0.25 [.010] 3 PLC DEC ± - ANGLES ± -	DR 7/22/91 P FORTNEY CHK 8/8/91 MS FEHER APPD 8/12/91 G YETTER APPD 8/12/91 R WEAVILL PRODUCT SPEC - APPLICATION SPEC - WEIGHT -
MATERIAL SEE TABLE	FINISH SEE TABLE

AMP Incorporated Harrisburg, PA 17105-3608		
NAME RING		
SIZE B	CAGE CODE 00779	DRAWING NO 41558
SCALE 5:1	SHEET 1 OF 1	