

# Customer Information Sheet

DRAWING No.: M80-475XXXX

SHEET 2 OF 2

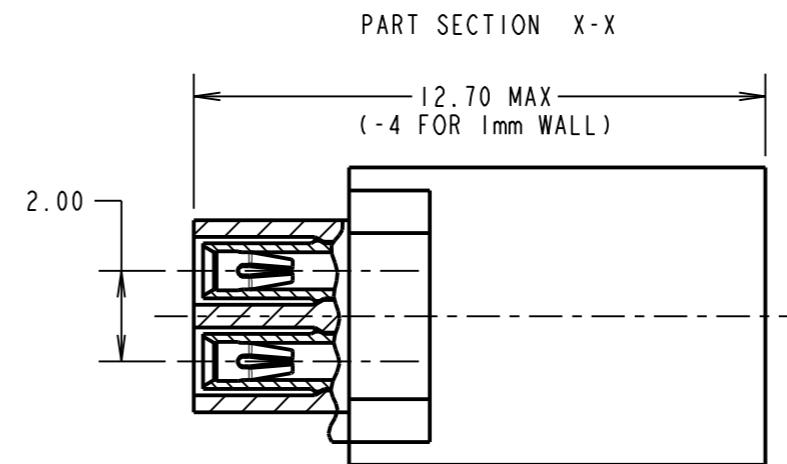
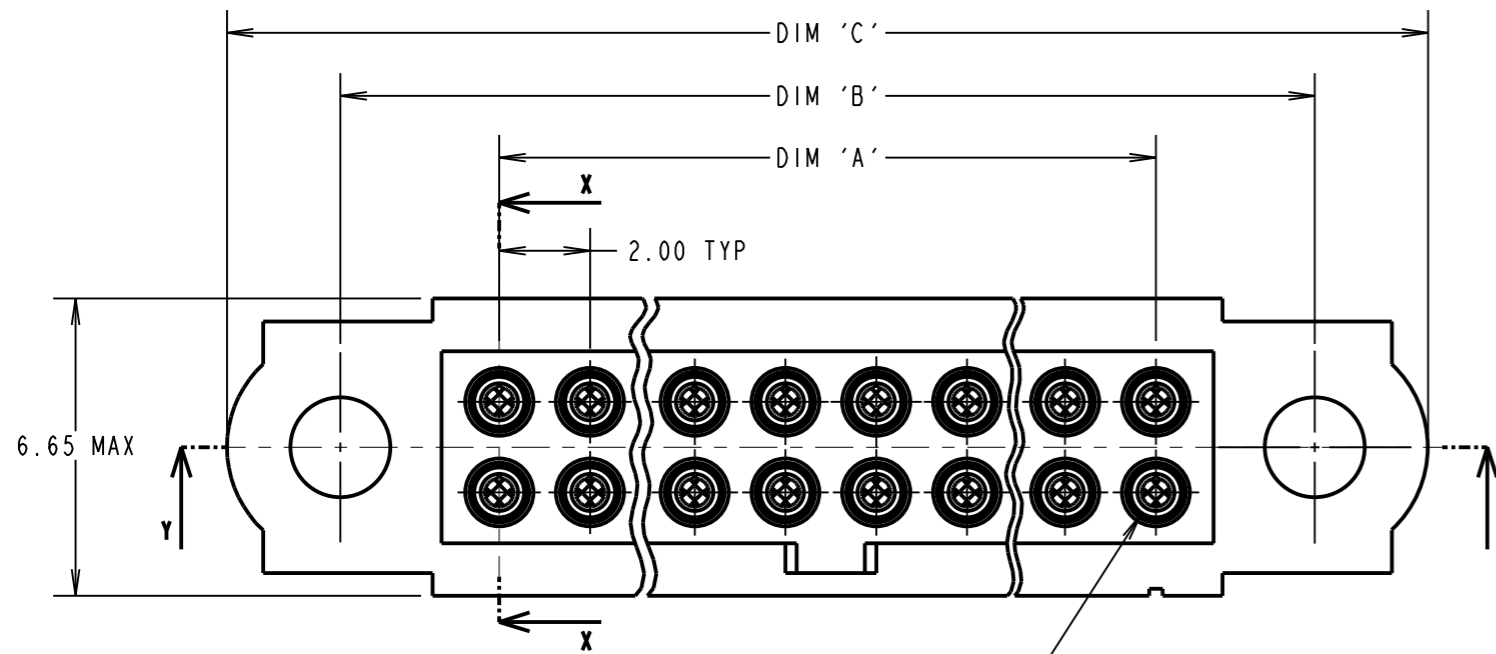
IF IN DOUBT - ASK

©

NOT TO SCALE

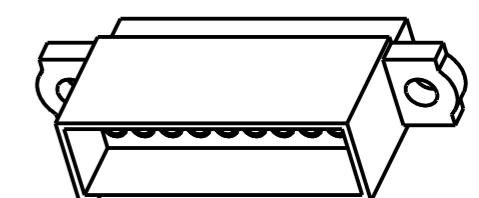
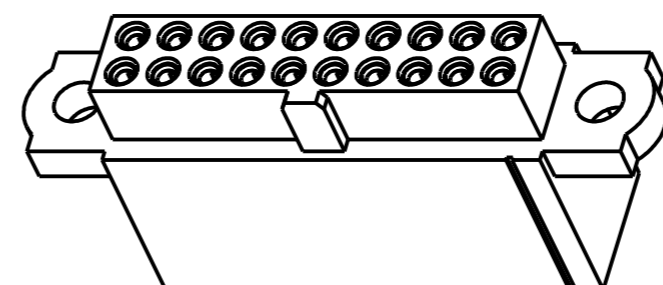
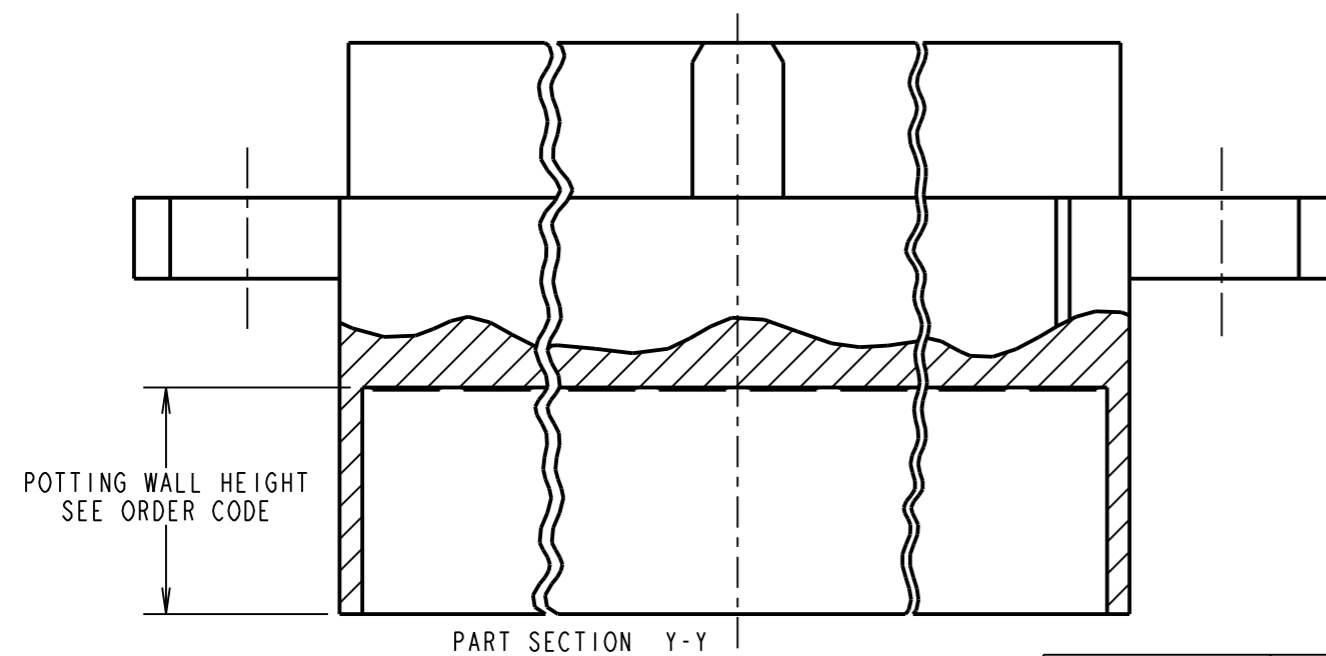
THIRD ANGLE PROJECTION

ALL DIMENSIONS IN mm

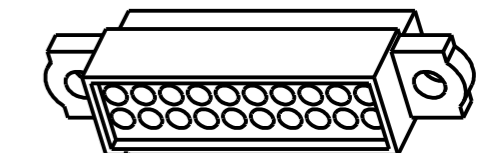


**SPECIFICATIONS:**  
**MATERIAL:**  
 MOULDING = GLASS-FILLED PPS, UL94V-0, BLACK  
 CONTACT CLIP = BERYLLIUM COPPER  
 CONTACT SHELL = BRASS  
**FINISH:**  
 05 = 0.3µ GOLD CLIP, 0.25-0.3µ GOLD SHELL  
 42 = 0.3µ GOLD CLIP, 3.5-5.0µ 100% TIN SHELL  
**ELECTRICAL:**  
 CURRENT RATING AT 25°C = 3.0A MAX  
 CURRENT RATING AT 85°C = 2.2A MAX  
 WORKING VOLTAGE = 800V AC/DC  
 VOLTAGE PROOF = 1200V AC/DC  
 CONTACT RESISTANCE = 25mΩ MAX  
 INSULATION RESISTANCE = 100MΩ MIN  
**MECHANICAL:**  
 DURABILITY = 500 OPERATIONS  
 INSERTION FORCE (∅0.5mm GAUGE) = 2N MAX  
 WITHDRAWAL FORCE (∅0.5mm GAUGE) = 0.2N MIN  
**ENVIRONMENTAL:**  
 TEMPERATURE RANGE = -55°C TO +125°C  
**PACKING:**  
 LOOSE  
 FOR COMPLETE SPECIFICATION, SEE  
 COMPONENT SPECIFICATION C005XX  
 (LATEST ISSUE)

CONTACT No. 1



5mm POTTING WALL HEIGHT



1mm POTTING WALL HEIGHT

ORDER CODE:  
**M80-475XXXX**

TOTAL No. OF CONTACTS  
 06, 10, 12, 14, 18, 20,  
 26, 34, 42, 50

FINISH  
 05 - GOLD CLIP, GOLD SHELL  
 42 - GOLD CLIP, 100% TIN SHELL

POTTING WALL HEIGHT  
 BLANK = 5mm  
 A = 1mm

ASSEMBLY PART No.	No. OF CONTACTS	DIM 'A'	DIM 'B'	DIM 'C'
M80-47506XXX	6	4.00	11.00	16.00
M80-47510XXX	10	8.00	15.00	20.00
M80-47512XXX	12	10.00	17.00	22.00
M80-47514XXX	14	12.00	19.00	24.00
M80-47518XXX	18	16.00	23.00	28.00
M80-47520XXX	20	18.00	25.00	30.00
M80-47526XXX	26	24.00	31.00	36.00
M80-47534XXX	34	32.00	39.00	44.00
M80-47542XXX	42	40.00	47.00	52.00
M80-47550XXX	50	48.00	55.00	60.00

- NOTES:**
- CONNECTORS ARE SUPPLIED WITH CONTACTS LOOSE.
  - FOR EXTRA CONTACTS, USE PART NUMBER M80-0110005 FOR M80-475XX05 AND M80-0110001 FOR M80-475XX42.
  - RECOMMENDED WIRE TYPE = BS 3G 210 TYPE A, PTFE INSULATED 22 AWG. MAX INSULATION DIAMETER = ∅1.10mm, STRIP WIRE BY 2.00mm.
  - RECOMMENDED HAND CRIMP TOOL = M22520/2-01 WITH POSITIONER T5747. REFER TO TOOLING INSTRUCTION SHEET IS-01 FOR COMPLETE CRIMPING INSTRUCTIONS.
  - CONTACT INSERTION AND EXTRACTION TOOL = Z80-280. REFER TO TOOLING INSTRUCTION SHEET IS-25 FOR ASSEMBLY INSTRUCTIONS.

MSP	9	07.10.15	13110
NAME	ISS.	DATE	C/NOTE
APPROVED:		M. PERREN	
CHECKED:		M. PLESTED	
DRAWN:		B. M. KENT	
CUSTOMER REF.:			
ASSEMBLY DRG:			

**HARWIN**

www.harwin.com  
 technical@harwin.com

THIS DRAWING AND ANY INFORMATION OR DESCRIPTIVE MATTER SET OUT HEREON ARE CONFIDENTIAL AND COPYRIGHT PROPERTY OF THE HARWIN GROUP AND MUST NOT BE DISCLOSED, LOANED, COPIED OR USED FOR MANUFACTURING, TENDERING OR FOR ANY OTHER PURPOSE WITHOUT THEIR WRITTEN PERMISSION.

**TOLERANCES**  
 X. = ±1mm  
 X.X = ±0.50mm  
 X.XX = ±0.10mm  
 X.XXX = ±0.01mm  
 ANGLES = ±5°  
 UNLESS STATED

**MATERIAL:**  
 SEE ABOVE

**FINISH:**  
 SEE ABOVE

**S/AREA:**  
 mm<sup>2</sup>

**TITLE:** JACKSCREW DATAMATE  
 DIL CRIMP (LARGE BORE)  
 POTTING WALL FEMALE (NO J/S)

**DRAWING NUMBER:**  
**M80-475XXXX**

SHT 2 OF 2