


**Features**

- 2:1 wide input range
- Short circuit, overload, over-voltage protected
- 1500VDC I/O isolation
- Built in EMI filter, low ripple noise
- Fixed switching frequency at 83KHz
- 100% full load burn-in test
- Low cost, high reliability
- 1 year warranty
- 100 watts



Model <sup>1,2,4</sup>	Input Voltage	Output Voltage	Output Current	Ripple <sup>3</sup> & Noise	Load/Line Regulation	Efficiency
VSD-100B-5	19~36V DC	5V DC	20 A	100mV	±0.5%	74%
VSD-100B-12	19~36V DC	12V DC	8.5 A	120mV	±0.3%	75%
VSD-100B-24	19~36V DC	24V DC	4.2 A	150mV	±0.2%	78%
VSD-100C-5	36~72V DC	5V DC	20 A	100mV	±0.5%	75%
VSD-100C-12	36~72V DC	12V DC	8.5 A	120mV	±0.3%	77%
VSD-100C-24	36~72V DC	24V DC	4.2 A	150mV	±0.2%	81%
VSD-100D-5	72~144V DC	5V DC	20 A	100mV	±0.5%	76%
VSD-100D-12	72~144V DC	12V DC	8.5 A	120mV	±0.3%	80%
VSD-100D-24	72~144V DC	24V DC	4.2 A	150mV	±0.2%	83%

**Notes:**

- 1 D models can also take 85~132VAC
- 2 All parameters Not specifically mentioned are measured at normal input, rated load and 25°C of ambient temp.
- 3 Ripple & noise are measured at 20MHz of bandwidth by using a 12" twisted pair-wire terminated with a 0.1uF & 47uF parallel capacitor.
- 4 The power supply is considered a component which will be installed into final equipment. The final equipment must be re-confirmed that it still meets EMC directives.

### Input Voltage

Parameter	Conditions/Description	Min	Nom	Max	Units
Input voltage	B	19	24	36	DC
	C	36	48	72	DC
	D	72	120	144	DC

### Output

Parameter	Conditions/Description	Min	Nom	Max	Units
DC Voltage adj.		4.5	5	5.5	VDC
		11	12	16	VDC
		23	24	30	VDC
Over Voltage Protection		5.75		6.75	VDC
		16.8		20	VDC
		31.5		37.5	VDC
DC output power	For all models		100 Watts		
Overload	Fold back current limiting For all models.		105~160%		
Voltage Tolerance	Model B is $\pm 2\%$ , $\pm 1\%$ for all other models				
Hold up time	20mS in D mode	50			mS
Set up	For all models	2.5s			

### Protection Circuit

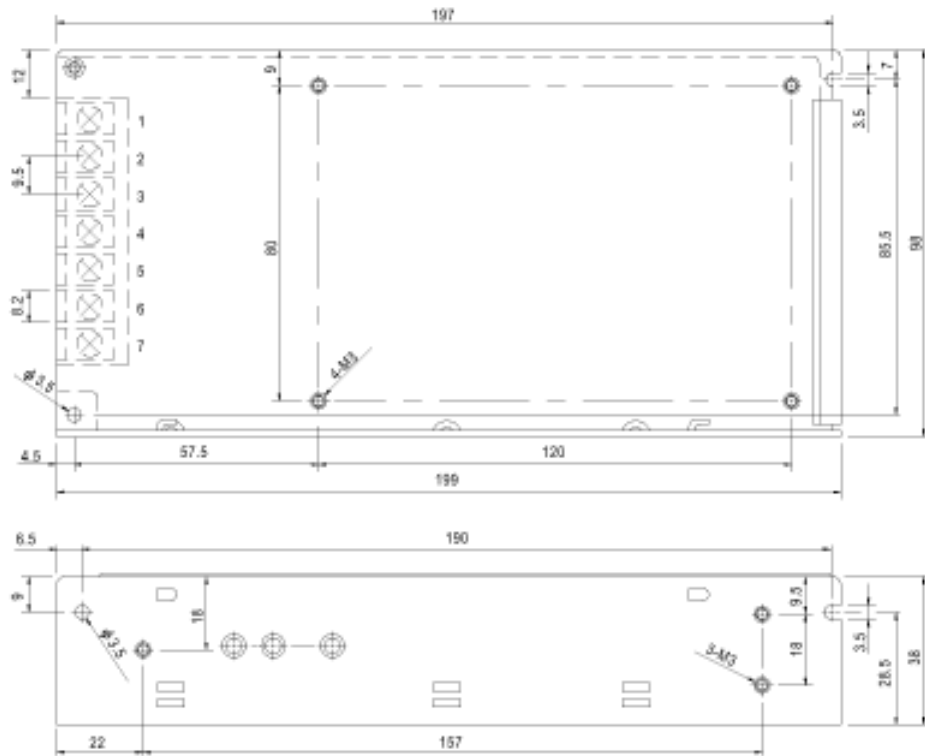
Parameter	Conditions/Description
Input Fuse	Built-in ac fuse. A blown fuse usually indicates permanent damage to the power supply serviceable by factory only.
Overload	Current limiting starts at 110-140% of the rated output current in foldback mode and recovers automatically.
Short circuit	Short circuit can be continuous. Recovers automatically upon removal of short.
Output Over-voltage	Output is protected against overvoltage. Unit shuts down and latches when voltage at output terminals exceeds 130%. AC input needs to be reset to restart the power supply.
Over temp.	Power supply shuts down when temperature is in excess of 85 °C. Auto recovery.

## General and Safety

Parameter	Conditions/Description	Min	Nom	Max	Units
Operating temp.	(refer to output derating curve)	-10		60	°C
Storage temp.		-20		85	°C
Operating humid.	Non-condensing	20%		90%	RH
Storage humid.	Non-condensing	10%		95%	RH
Temperature coefficient		±0.3% / °C (0~50°C) on a 5 volt output			
EMI	EN55022(CISPR22) CLASS B				
Safety (EMC)	EN55022 Class B (radiation), En61000-4-2, 3, 4, 6, 8, ENV50204 for VSD-100B/C models only. Does not apply to VSD-100D series.				
Vibration	2G 10min/i cycle, 60 min on X, Y and Z Axis	10		500	Hz
Withstand Voltage	I/P-O/P	1500			VDC
	I/P-FG	1500			VDC
	O/P-FG	500			VDC
Isolation Resistance	I/P-O/P, I/P-FG, O/P-FG	100mΩ min. / 500VDC			
Cooling	Convection				

## Mechanical

Parameter	Conditions/Description	Min	Nom	Max	Units
Weight				600	grams
Enclosure	199(L) x 98(W) x 38(H) mm				inches



Terminal Pin, No Assignment

Pin No.	Assignment	Pin No.	Assignment
1,2	INPUT	4,5	DC OUTPUT -V
3	FG	6,7	DC OUTPUT +V

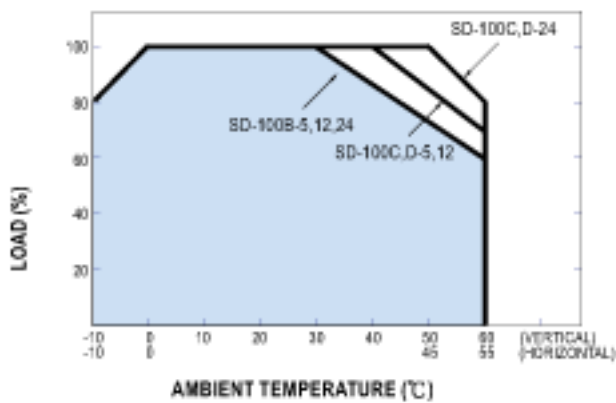
※ SD-100B,C

Pin No.	Assignment
1	DC INPUT V+
2	DC INPUT V-

※ SD-100D

Pin No.	Assignment
1,2	AC/DC INPUT

## Output Derating



## Static Characteristics

