

INTERCONNECTS

SERIES 350, 360, 370, 380 • .100" GRID SOLDER TAIL • SINGLE ROW STRIPS

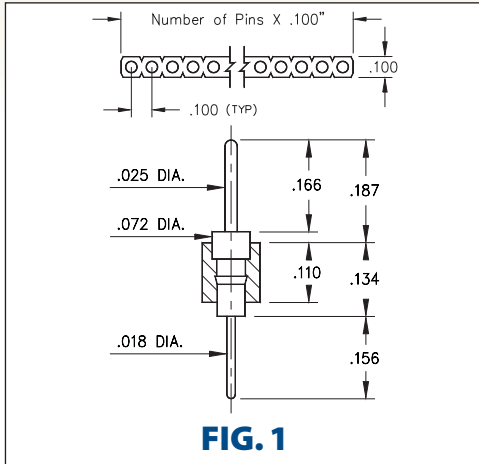


FIG. 1

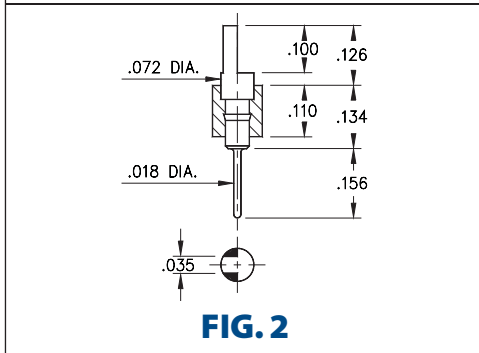


FIG. 2

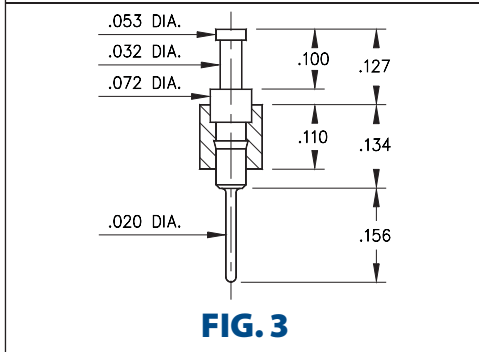


FIG. 3

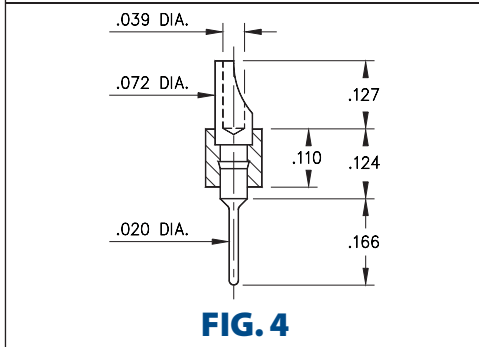


FIG. 4

- Series 350, 360, 370 & 380 single row header strips come in various styles (pin, slotted, head, turret and solder cup) with pluggable solder tails

350...001 uses pin #0290

360...001 uses pin #0282

370...001 uses pin #0700

380...001 uses pin #8000

See pages 215 and 216 for details

- Insulators are high temperature thermoplastic, suitable for all soldering operations



ORDERING INFORMATION

	Series 350...001	.025" / .018" Dia. Solder Tails		
FIG. 1	350-XX-1	-00-001000		
	Specify number of pins	01-64		
FIG. 2	Series 360...001	Slotted Head / Solder Tail		
	360-XX-1	-00-001000		
	Specify number of pins	01-64		
FIG. 3	Series 370...001	Turret / Solder Tail		
	370-XX-1	-00-001000		
	Specify number of pins	01-64		
FIG. 4	Series 380...001	Solder Cup / Solder Tail		
	380-XX-1	-00-001000		
	Specify number of pins	01-64		
<div style="display: flex; justify-content: space-around; align-items: center;"> <div style="border: 1px solid black; padding: 5px; background-color: #90EE90;">RoHS - 2 2011/65/EU</div> <div style="border: 1px solid black; border-radius: 50%; padding: 5px;">XX=Plating Code See Below</div> <div style="border: 1px solid black; border-radius: 50%; padding: 5px;">For Electrical, Mechanical & Environmental Data, See page 264</div> </div>				
SPECIFY PLATING CODE XX=		10 ◆	90	40 ◆
Pin Plating		10 μ" Au	200 μ" Sn/Pb	200 μ" Sn

