

Panel feed-through terminal block - UW 10/S - 3073335

Please be informed that the data shown in this PDF Document is generated from our Online Catalog. Please find the complete data in the user's documentation. Our General Terms of Use for Downloads are valid (<http://phoenixcontact.com/download>)




Panel feed-through terminal block, connection method: Screw connection, Screw connection, number of positions: 1, load current: 76 A, cross section: 0.5 mm² - 16 mm², AWG 20 - 6, connection direction of the conductor to plug-in direction: 0 °, width: 10.1 mm, color: gray

Why buy this product

- ✓ Easy grouping with engagement pin versions
- ✓ Both terminal halves can be easily assembled by simply snapping them together
- ✓ Touch-proof insulating housing in a new design
- ✓ Molded versions ensure maximum tightness of seal
- ✓ Automatic compensation of the panel thickness via the snap principle integrated in the insulation housing
- ✓ Spacer plates increase clearances and creepage distances
- ✓ Universal screw connection with screw locking



Key Commercial Data

Packing unit	50 STK
GTIN	 4 046356 344586
GTIN	4046356344586

Technical data

General

Number of levels	1
Number of connections	2
Nominal cross section	10 mm ²
Color	gray
Insulating material	PA
Flammability rating according to UL 94	V0
Rated surge voltage	6 kV
Degree of pollution	3
Overvoltage category	III

Panel feed-through terminal block - UW 10/S - 3073335

Technical data

General

Insulating material group	I
Connection in acc. with standard	IEC 60947-7-1
Nominal current I_N	57 A
Maximum load current	76 A
Nominal voltage U_N	500 V
Open side panel	No
Number of positions	1

Dimensions

Width	10.1 mm
Pitch	10.1 mm
Plate thickness	1 mm ... 4 mm

Connection data

Connection side	outside
Connection method	Screw connection
Conductor cross section solid min.	0.5 mm ²
Conductor cross section solid max.	16 mm ²
Conductor cross section flexible min.	0.5 mm ²
Conductor cross section flexible max.	10 mm ²
Conductor cross section AWG min.	20
Conductor cross section AWG max.	6
Conductor cross section flexible, with ferrule without plastic sleeve min.	0.5 mm ²
Conductor cross section flexible, with ferrule without plastic sleeve max.	10 mm ²
Conductor cross section flexible, with ferrule with plastic sleeve min.	0.5 mm ²
Conductor cross section flexible, with ferrule with plastic sleeve max.	10 mm ²
2 conductors with same cross section, solid min.	0.5 mm ²
2 conductors with same cross section, solid max.	4 mm ²
2 conductors with same cross section, stranded min.	0.5 mm ²
2 conductors with same cross section, stranded max.	4 mm ²
2 conductors with same cross section, stranded, ferrules without plastic sleeve, min.	0.5 mm ²
2 conductors with same cross section, stranded, ferrules without plastic sleeve, max.	2.5 mm ²
2 conductors with same cross section, stranded, TWIN ferrules with plastic sleeve, min.	0.5 mm ²
2 conductors with same cross section, stranded, TWIN ferrules with plastic sleeve, max.	6 mm ²
Cross section with insertion bridge, solid max.	10 mm ²
Cross section with insertion bridge, stranded max.	10 mm ²
Stripping length	11 mm
Internal cylindrical gage	B6
Screw thread	M4

Panel feed-through terminal block - UW 10/S - 3073335

Technical data

Connection data

Tightening torque, min	1.5 Nm
Tightening torque max	1.8 Nm
Connection side	inside
Connection method	Screw connection

Standards and Regulations

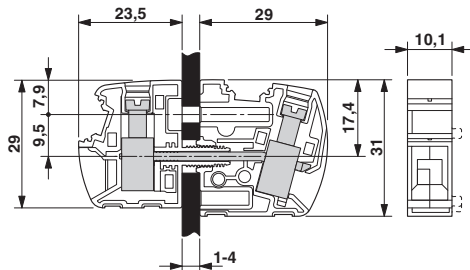
Connection in acc. with standard	UL
	IEC 60947-7-1
Flammability rating according to UL 94	V0

Environmental Product Compliance

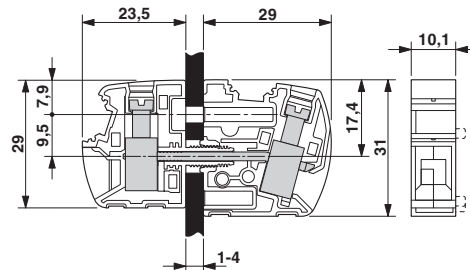
REACH SVHC	Lead 7439-92-1
China RoHS	Environmentally Friendly Use Period = 50
	For details about hazardous substances go to tab "Downloads", Category "Manufacturer's declaration"

Drawings

Dimensional drawing



Dimensional drawing



* Only when using the UW...-F flange plate
 ** Dimensions when using the DP-UW... spacer plate

Approvals

Approvals

Approvals


cULus Recognized / EAC / CSA

Ex Approvals


Approval details

Panel feed-through terminal block - UW 10/S - 3073335

Approvals

cULus Recognized		http://database.ul.com/cgi-bin/XYV/template/LISEXT/1FRAME/index.htm	E60425-20100423
------------------	---	---	-----------------

	D	B	C
Nominal voltage UN	600 V	300 V	300 V
Nominal current IN	5 A	65 A	65 A
mm ² /AWG/kcmil	20-6	20-6	20-6

EAC		B.01742
-----	---	---------

CSA		http://www.csagroup.org/services-industries/product-listing/	2618381-158887
-----	---	---	----------------

	D	B	C
mm ² /AWG/kcmil	20-6	20-6	20-6

Phoenix Contact 2018 © - all rights reserved
<http://www.phoenixcontact.com>

PHOENIX CONTACT GmbH & Co. KG
Flachsmarktstr. 8
32825 Blomberg
Germany
Tel. +49 5235 300
Fax +49 5235 3 41200
<http://www.phoenixcontact.com>