


High Efficiency Eighth Brick DC-DC Converters

Features

- ◆ Industry Standard Package and Pin Out
- ◆ Output Currents up to 30 Amps
- ◆ Designed for Telecom Standards
- ◆ Output Voltage Adjustment
- ◆ Remote On / Off
- ◆ High Efficiency
- ◆ Same Pinout as Quarter Bricks
- ◆ Meets Basic Isolation



Key Market Segments & Applications



Specifications		PAE50S48-1R8	PAE50S48-2R5	PAE50S48-3R3	PAE50S48-5
Model		PAE100S48-1R8	PAE100S48-2R5	PAE100S48-3R3	PAE100S48-5
Nominal Output Voltage		1.8	2.5	3.3	5
Input Voltage Range	VDC	36-76			
Output Voltage Accuracy	%	±1			
Max Ripple & Noise	mV	100			
Max Line Regulation	mV	10			
Max Load Regulation	mV	10			
Overcurrent Protection (1)	-	PAE50 models 105% - 150%, PAE100 models 105% - 140%			
Overvoltage Protection (max) (2)	-	115% - 135%			120%-140%
Remote Sense	-	Yes			
Remote On / Off	-	Yes (open = off; short to 0V = on)			
Operating Temperature	-	-40°C to +85°C (See website for derating)			
Operating Humidity	-	5 - 95% RH (non-condensing)			
Storage Temperature	-	-40°C to +100°C			
Storage Humidity	-	5 - 95% RH (non-condensing)			
Cooling	-	Convection or Forced Air			
I/O Isolation Voltage	-	Input to Output 1500VDC			
Vibration (non operating)	-	10 - 55Hz (1 minute), Amplitude 0.825mm (49m/s ² max) X, Y, Z 1 hour			
Shock	-	< 196.1 m/s ²			
Safety Agency Approvals	-	UL60950-1, CSA60950-1, EN60950-1, CE Mark			
Weight (Typ)	g	25			
Size (WxHxD)	mm	22.76 X 8.5 X 57.9 (See Outline Drawing)			
Warranty	yrs	Two Years			

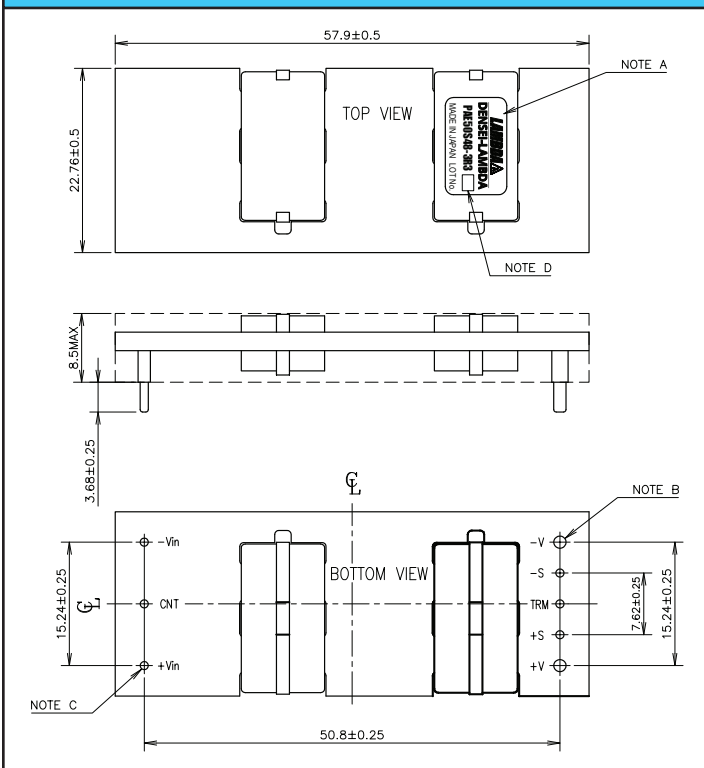
Notes:

- (1) Converter shut down, auto restart
 (2) Auto restart on /V models

PAE Models

Models	Voltage (V)	Adjust Range	Max. Curr. (A)	Max. Output Power (W)	Efficiency at Full Load (%)	Input Curr. (A)
PAE50S48-1R8/V	1.8	1.44 - 1.98	20	36.0	87	0.87
PAE100S48-1R8/V	1.8	1.44 - 1.98	30	54.0	87	1.30
PAE50S48-2R5/V	2.5	2.00 - 2.75	18	45.0	89	1.06
PAE100S48-2R5/V	2.5	2.00 - 2.75	25	62.5	89	1.47
PAE50S48-3R3/V	3.3	2.64 - 3.63	16	52.8	90	1.23
PAE100S48-3R3/V	3.3	2.64 - 3.63	25	82.5	90	1.91
PAE50S48-5/V	5.0	4.25 - 5.75	10	50.0	90	1.16
PAE100S48-5/V	5.0	4.25 - 5.75	20	100.0	90	2.32

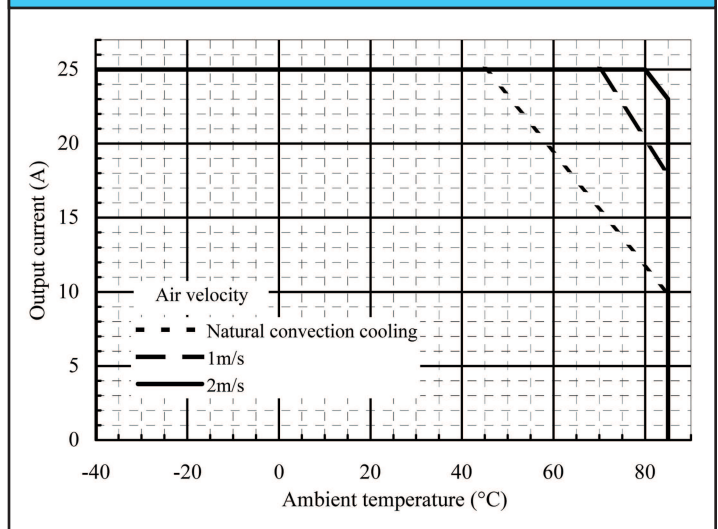
Outline Drawing



Options

Suffix	Description
Blank	Manual Reset
/V	Auto Reset (Preferred)

Derating Curve



Other DC-DC Products

PX	10-40W, 12-48V I/P DC-DC
CC-E	1.5-25W, 5V, 12V, 24V & 48V I/P DC-DC
PAQ, PAH, PAF	50-700W quarter, half & full bricks

For Additional Information, please visit us.tdk-lambda.com/lp/products/pae-series.htm

