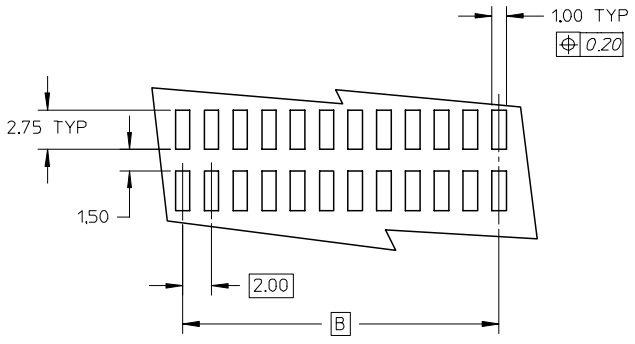
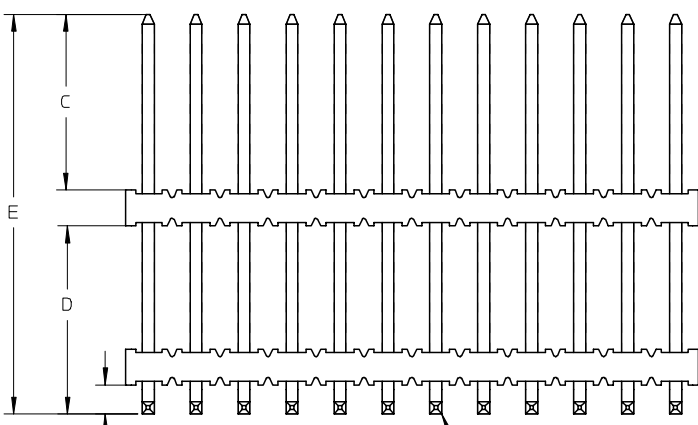
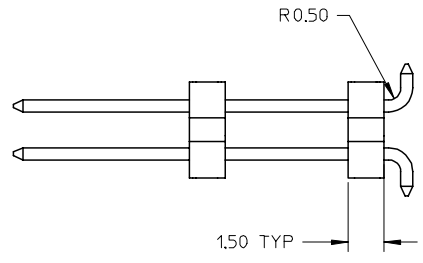
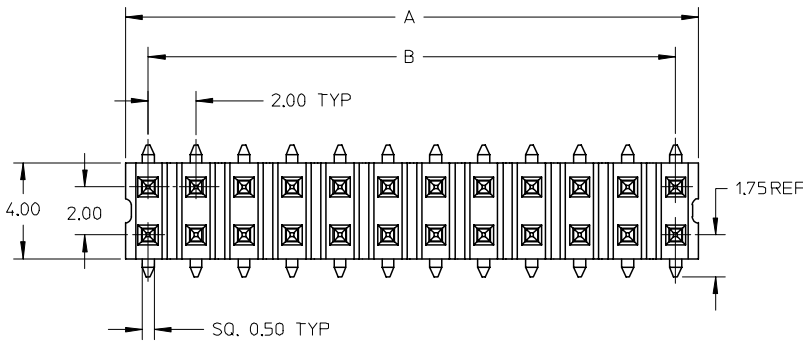


87762

PART NO.	CKT SIZE	DIMENSION				
		A	B	C	D	E
87762-0003	24	23.90	22.00	7.32	6.63	15.45
87762-0006	24	23.90	22.00	7.90	11.20	20.60
87762-0010	26	25.90	24.00	7.90	11.20	20.60



RECOMMENDED PCB PATTERN

NOTE:

1. PRODUCT SPECIFICATION PS-87761-001 APPLIES.
2. MATERIAL:
HSG: NYLON 4/6, 30% GF, UL94V-0, COLOUR BLACK
PIN: BRASS, SQ 0,50MM
3. RECOMMENDED PC BOARD THICKNESS IS 1.60±0.10 MM.
4. PLATING FINISH:
0.38um MIN GOLD IN CONTACT AREA
TIN IN SOLDER TAIL AREA
BOTH OVER NICKEL
5. PART TO BE PACKED IN TRAY
6. COPLANARITY IS TO BE MEASURED BY RESTING THE SOLDER TAIL ON A GAUGE SURFACE.
7. FOR ILLUSTRATION PURPOSE, 26 CKT IS USED.

EC NO: S2005-0220 DRW/KSEE 2004/09/14 CHKD:PTLM 2004/09/14 APPR:SKTOH 2004/09/14	QUALITY SYMBOLS ▼ = 0 ▽ = 0	GENERAL TOLERANCES (UNLESS SPECIFIED)		SCALE NTS	DESIGN UNITS METRIC	THIRD ANGLE PROJECTION	REVISE ON CAD ONLY	
			mm	INCH	DIMENSION STYLE MM ONLY		TITLE	
		4 PLACES	± ---	± ---	DRAWN BY KSEE	DATE 2003/09/15	SALES DRAWING	
		3 PLACES	± ---	± ---	CHECKED BY KCLING	DATE 2003/09/26	MGRID 2MM SMT DUAL ROW HEADER WITH SPACER	
2 PLACES	± 0.20	± ---	ANGULAR ± 3 °		MOLEX MOLEX INCORPORATED			
1 PLACE	± ---	± ---	DRAFT WHERE APPLICABLE		APPROVED BY SKTOH	MATERIAL NO. SEE TABLE	DOCUMENT NO. SD-87762-025	
A1	REV	MUST REMAIN WITHIN DIMENSIONS		THIS DRAWING CONTAINS INFORMATION THAT IS PROPRIETARY TO MOLEX INCORPORATED AND SHOULD NOT BE USED WITHOUT WRITTEN PERMISSION		SHEET NO. 1 OF 1	B	