

- NOTE
- 1 LEAD CO-PLANARITY OF THIS PRODUCT TO BE 0.1MAX.
  - 2 AREA OF INNER SMT LAND REQUIRES PATTERN PROHIBITION OR RESIST TREATMENT TO PREVENT THE PATTERN TOUCHING TO THE CONTACTS.
  - 3 ( ) INDICATES A REFERENCE DIMENSION.
  - 4 MANUFACTURING PROCESS COULD LEAVE SCRATCH AND/OR PUNCH MARKS HAVING NO AFFECT ON THE PRODUCT PERFORMANCE.
  - 5 PACKAGING FOR THIS PRODUCT APPLIES EMBOSSED CARRIER TAPE PACKAGING. SEE SHEET 2/2 FOR DETAILS.

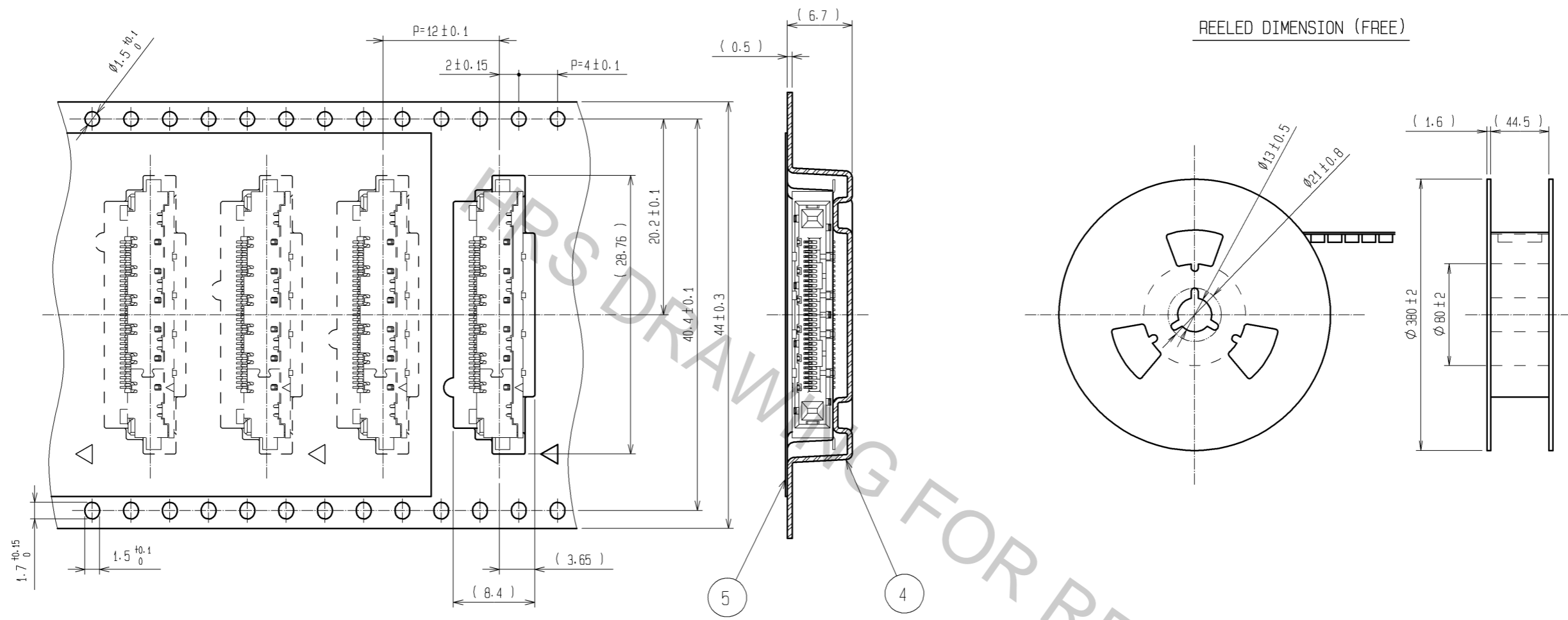

2	PHOSPHOR BRONZE	OVER PLATING:TIN PLATING 1μm min UNDER PLATING:NICKEL 0.2μm min	3	PHOSPHOR BRONZE	CONTACT AREA:GOLD 0.1μm min LEAD AREA:GOLD 0.03μm min UNDER PLATING:NICKEL 1μm min
1	LCP	BLACK, UL94V-0			
NO.	MATERIAL	FINISH, REMARKS	NO.	MATERIAL	FINISH, REMARKS
			5	PE	(COVER TAPE)
			4	PS	(EMBOSSED CARRIER TAPE)

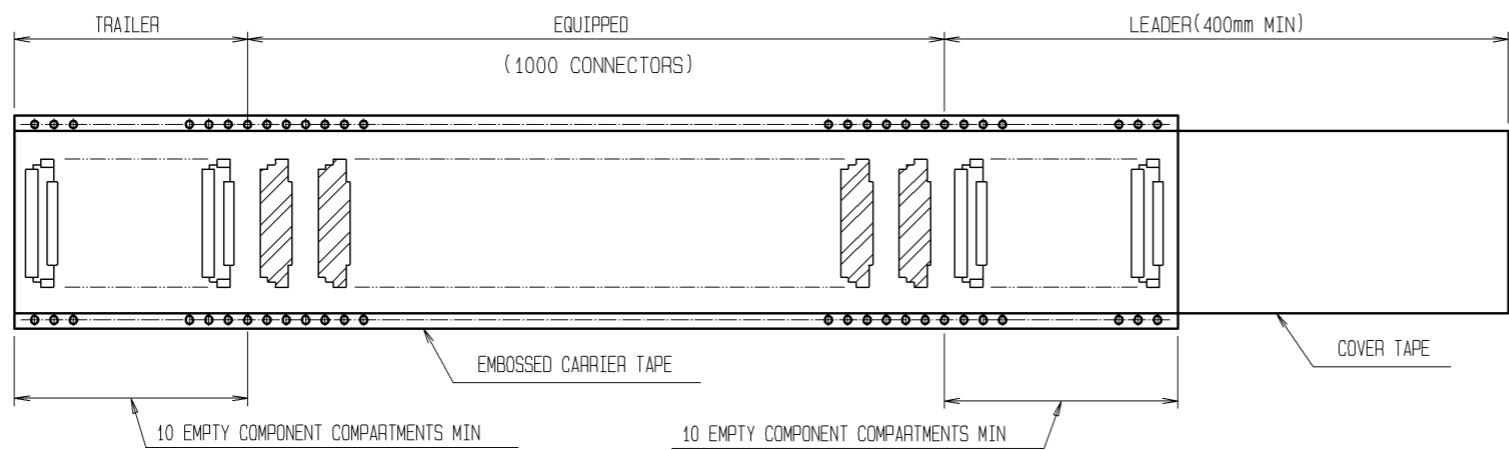
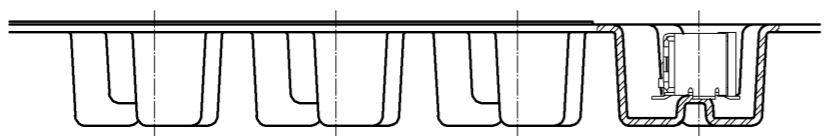
UNITS		SCALE	COUNT	DESCRIPTION OF REVISIONS	DESIGNED	CHECKED	DATE
mm		5 : 1	1	DIS-F-002932	KN. SHIBUYA	HT. YAMAGUCHI	08.03.27
<b>HRS</b> HIROSE ELECTRIC CO., LTD.		APPROVED : HS. OKAWA	08.01.24	DRAWING NO. EDC3-157340-00			
		CHECKED : HT. YAMAGUCHI	08.01.24	PART NO. FX16-31S-0.5SH			
		DESIGNED : KN. SHIBUYA	08.01.24	CODE NO. CL575-3412-8-00			
		DRAWN : KN. SHIBUYA	08.01.24				

DRAWING FOR PACKING(2:1)

THE DIRECTION OF PULLING OUT



REELED DIMENSION (FREE)



<b>HRS</b>	DRAWING NO.	EDC3-157340-00	
	PART NO.	FX16-31S-0.5SH	
	CODE NO.	CL575-3412-8-00	

Apr.1.2017 Copyright 2017 HIROSE ELECTRIC CO., LTD. All Rights Reserved.