

# VIP-.../SC/FLK...

## VARIOFACE Professional for ribbon cable connectors



### INTERFACE

Data Sheet  
2519\_en\_C

© PHOENIX CONTACT - 05/2009

#### 1 Description

Incorporating a contemporary industrial design, VARIOFACE Professional (VIP) offers a next-generation approach to passive, 1:1 wiring for applications that require fast, fault-free connection of field devices, such as process and motion controllers. By utilizing ribbon cable connection to the controller and screw-cage termination to field devices, the end-user saves valuable time in installing and troubleshooting a system. VARIOFACE Professional is available in two- and three-level field I/O configurations and accommodates 10-, 14-, 16-, 20-, 26-, 34-, 40-, 50-, 60-, and 64-position ribbon cable connectors.

To aid in device identification in the switch cabinet, VARIOFACE Professional integrates a channel that can utilize the full range of ZB holders to provide flexible module marking options. VARIOFACE Professional also offers easy access to field I/O marking by providing signal marking on the screw connection surface. The module's single, rugged metal mounting foot moves along the length of the module, facilitating ease of installation and disconnection and the added benefit of positioning the module for efficient wiring.

#### 2 Features

- Compact design reduces space requirements in the control cabinet
- I/O marking for field wiring clearly identified when device is mounted
- Integrated ZB channel allows flexible marking of device
- A single, metal mounting foot allows easy installation and removal to the mounting rail
- Movable mounting foot allows flexible module positioning during wire installation



Make sure you always use the latest documentation.  
It can be downloaded at [www.phoenixcontact.net/download](http://www.phoenixcontact.net/download).



This data sheet is valid for all products listed on the following page:

### 3 Ordering Data

#### Products

Description	Type	Order No.	Pcs./Pkt
VARIOFACE Professional, ribbon cable connector, 10 position	VIP-2/SC/FLK10	2315010	1
VARIOFACE Professional, ribbon cable connector, 14 position	VIP-2/SC/FLK14	2315023	1
VARIOFACE Professional, ribbon cable connector, 16 position	VIP-2/SC/FLK16	2315036	1
VARIOFACE Professional, ribbon cable connector, 20 position	VIP-2/SC/FLK20	2315049	1
VARIOFACE Professional, ribbon cable connector, 26 position	VIP-3/SC/FLK26	2315052	1
VARIOFACE Professional, ribbon cable connector, 34 position	VIP-3/SC/FLK34	2315065	1
VARIOFACE Professional, ribbon cable connector, 40 position	VIP-3/SC/FLK40	2315078	1
VARIOFACE Professional, ribbon cable connector, 50 position	VIP-3/SC/FLK50	2315081	1
VARIOFACE Professional, ribbon cable connector, 60 position	VIP-3/SC/FLK60	2315094	1
VARIOFACE Professional, ribbon cable connector, 64 position	VIP-3/SC/FLK64	2315104	1

### 4 Technical Data

#### General Data

Ambient temperature range (operating)	-20 to 50°C
Ambient temperature range (storage/transport)	-20 to 70°C
Humidity, permissible	95% non-condensing
Altitude, maximum	2000 m
Intended use	Indoors
Pollution degree	2
Mounting	NS 35 (EN 50022), any orientation
Surge voltage category	II

#### Electrical Data

Operating voltage, $U_N$ (IEC)	60 V AC/DC
Operating voltage, $U_N$ (CSA, UL)	125 V AC/DC
Permissible current, maximum per pin	1 A

#### Connection Data

Connection type	Screw
Stripping length	8 mm
Distribution connection data (solid/stranded/AWG)	0.2-4.0 mm <sup>2</sup> /0.2-2.5 mm <sup>2</sup> /24-12 AWG
Screw thread	M3
Tightening torque	0.5-0.6 Nm

#### Conformance/Approval

Air creepage distances	IEC 60664, DIN EN 50178, IEC 62103
UL/CUL	UL 508 (E238705)
CSA	61010-01: 04

**Dimensions**

	Width	Depth	Height
VIP-2/SC/FLK10	34.7	56.0	65.5
VIP-2/SC/FLK14	39.8	56.0	65.5
VIP-2/SC/FLK16	45.0	56.0	65.5
VIP-2/SC/FLK20	55.1	56.0	65.5
VIP-3/SC/FLK26	57.4	62.0	69.0
VIP-3/SC/FLK34	67.6	62.0	69.0
VIP-3/SC/FLK40	77.8	62.0	69.0
VIP-3/SC/FLK50	93.1	62.0	69.0
VIP-3/SC/FLK60	108.4	62.0	69.0
VIP-3/SC/FLK64	118.6	62.0	69.0

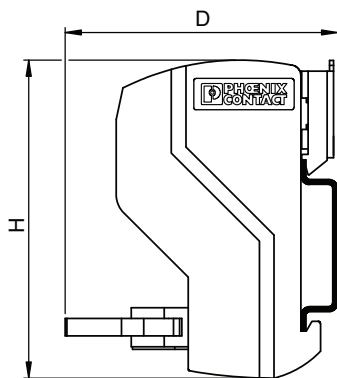


Figure 1 VIP-2/SC/FLK... (2-level) dimensions

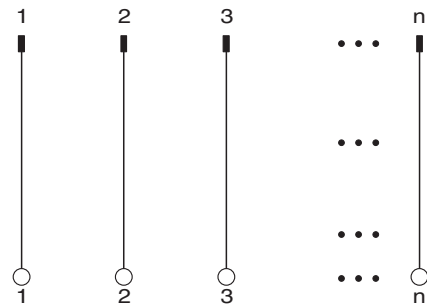


Figure 3 Circuit diagram

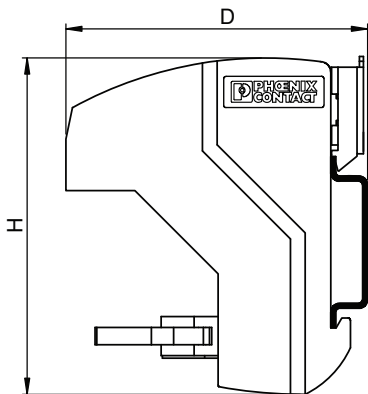


Figure 2 VIP-3/SC/FLK... (3-level) dimensions