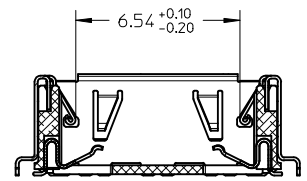
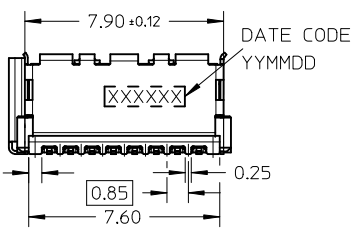
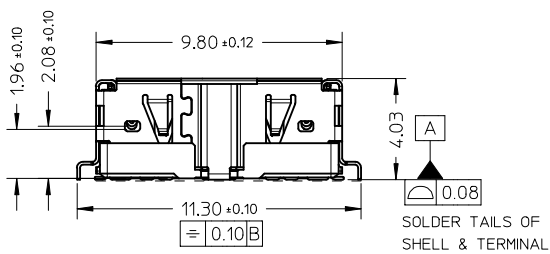
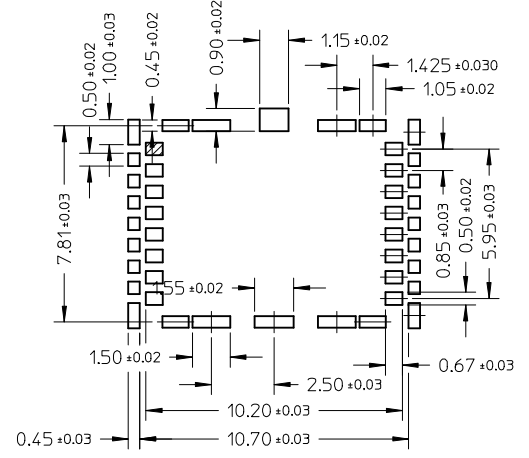


SECTION Y-Y

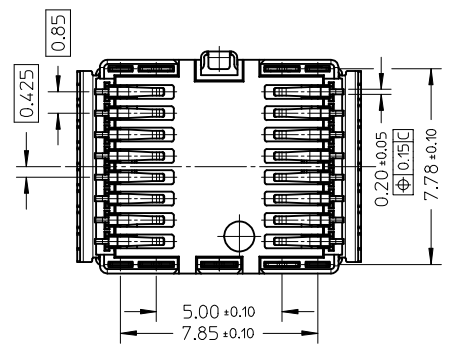
SECTION Z-Z



SECTION X-X



RECOMMENDED PCB LAYOUT  
TOLERANCE:0.03



- NOTES:
1. PRODUCT SPECIFICATION: PS-105190-001
  2. PACKAGE DRAWING: PK-105190-001
  3. COPLANARITY:0.08mm MAX.
  4. PAKAGING: TAPE&REEL

3	SHELL	PHOSPHOR BRONZE ALLOY	2.0 MICRO MIN. NICKEL UNDERPLATING OVERALL 0.8-2.8 MICRON BRIGHT TIN PLATING OVERALL	T=0.12mm
2	TERMINAL	PHOSPHOR BRONZE ALLOY	2.0 MICRO MIN. NICKEL UNDERPLATING OVERALL GOLD PLATING 0.3 MICRON Min. ON CONTACT AREA, GOLD FLASH PLATING ON SOLDER AREA.	T=0.12mm
1	HOUSING	HIGH-TEM THERMAL PLASTIC	BLACK	UL94 V-0
NO.	PART NAME	MATERIAL	SURFACE FINISH	REMARK

RELEASED  
EC NO: SH2013-0196  
DRW:WJHUO  
CHKD:  
APPR:AYIN  
REV 1

DESCRIPTION  
2012/12/18  
2013/01/08

QUALITY SYMBOLS  
F=0  
E=0  
E=0

GENERAL TOLERANCES (UNLESS SPECIFIED)  
mm INCH  
4 PLACES ± --- ± ---  
3 PLACES ± --- ± ---  
2 PLACES ± 0.15 ± ---  
1 PLACE ± 0.20 ± ---  
0 PLACE ± --- ± ---  
ANGULAR ± 3 °  
DRAFT WHERE APPLICABLE  
MUST REMAIN WITHIN DIMENSIONS

DIMENSION STYLE  
MM ONLY  
DRAWN BY WJHUO  
CHECKED BY WJHUO  
APPROVED BY AYIN  
MATERIAL NO. 1051900001

SCALE 5:1  
DESIGN UNITS METRIC  
THIRD ANGLE PROJECTION  
TITLE  
SD DRAWING  
SMIA 75 CAMERA SOCKET  
TOP MOUNT  
**molex**  
DOCUMENT NO. SD-105190-001  
SHEET NO. 1 OF 1