

The KEMET MPLCV metal composite inductors are ideal for use in DC to DC switching power supplies for automotive applications. The combination of composite core material and round wire allows these inductors to be used in applications with high switching frequencies and where efficiency is important.

- Automotive ECU applications
- LED head lights
- Meter cluster panels
- Head-up displays (HUD)
- Electric water pumps (EWP)
- Electric oil pumps (EOP)
- Electric power steering (EPS)

- Metal composite powder
- Operating temperature up to +150°C
- High current
- Low DCR
- Low acoustic noise
- Low magnetic flux leakage
- AEC-Q200 qualified



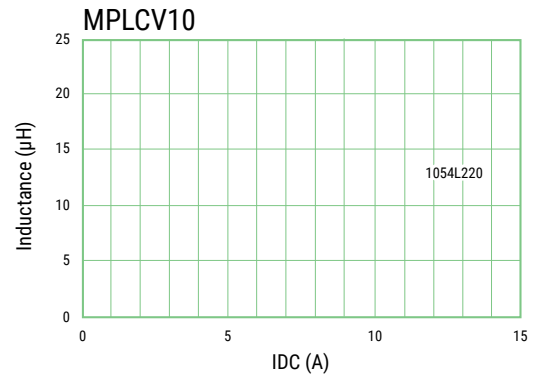
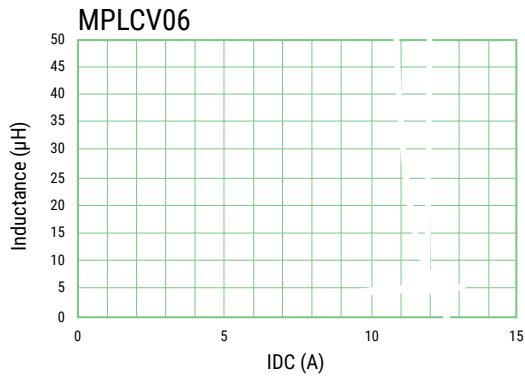
	0645	L	100
Series	Size Code	Inductor	Inductance Code μ H
MPLCV	0645 0654 1054		The first two digits represent the inductance value. The third digit indicates the number of zeros to be added. R = decimal point Example: 4R7 = 4.7 μ H

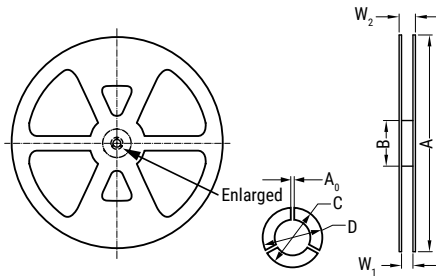
Operating Temperature	-40°C to +150°C (including self-temperature rise)
Rated Inductance Range	4.7 – 47 μ H at 100 kHz, 1 mA
Inductance Tolerance	\pm 20%
Rated DC Resistance Range	25 – 175 m Ω
DC Resistance Tolerance	\pm 10%
Rated Current Range	2.1 – 7.1 A

					2
MPLCV0645L100	10.0	\pm 20%	45	4.0	6.5
MPLCV0654L4R7	4.7	\pm 20%	20	6.3	10.5
MPLCV0654L330	33.0	\pm 20%	140	2.6	4.0
MPLCV0654L470	47.0	\pm 20%	175	2.1	3.0
MPLCV1054L100	10.0	\pm 20%	25	7.1	12.0
MPLCV1054L220	22.0	\pm 20%	47	5.5	7.0

¹ T = 40 K rise at rated current.

² Inductance drop 30% at rated current.





		A	B	C	D	A ₀	W ₁	W ₂
MPLCV0645	Tolerance	±2.0	±2.0	±0.2	±0.8	±0.5		
MPLCV0654	Nominal	ø380	ø80	ø13.0	ø21.0	2.3	17.5	21.5
MPLCV1054	Tolerance	±2.0	±2.0	±0.2	±0.8	±0.5		
	Nominal	ø380	ø80	ø13.0	ø21.0	2.3	25.5	29.5

Reference ICP/JEDEC J-STD-020E

Temperature Minimum (T _{smin})	150°C
Temperature Maximum (T _{smax})	200°C
Time (t _s) from T _{smin} to T _{smax}	60 – 120 seconds
Ramp-Up Rate (T _L to T _p)	3°C/second maximum
Liquidous Temperature (T _L)	217°C
Time Above Liquidous (t _L)	60 – 150 seconds
Peak Temperature (T _p)	250°C for MPLCV06xx 245°C for MPLCV1xxx
Time Within 5°C of Maximum Peak Temperature (t _p)	30 seconds maximum
Ramp-Down Rate (T _p to T _L)	6°C/second maximum
Time 25°C to Peak Temperature	8 minutes maximum

Inductors should be stored in normal working environments. While the inductors themselves are quite robust in other environments, solderability will be degraded by exposure to high temperatures, high humidity, corrosive atmospheres, and long term storage.

KEMET recommends that maximum storage temperature not exceed 40°C and maximum storage humidity not exceed 70% relative humidity. Atmospheres should be free of chlorine and sulfur bearing compounds. Temperature fluctuations should be minimized to avoid condensation on the parts. For optimized solderability, inductors' stock should be used promptly, preferably within six months of receipt.

For products which are controlled items subject to the "Foreign Exchange and Foreign Trade Law" of Japan, the export license specified by the law is required for export.

Inductors should not be used or sold for use in the development, production, stockpiling or utilization of any conventional weapons or mass-destruction weapons (nuclear, chemical, biological weapons or missiles), or any other weapons.

