

Customer Information Sheet

DRAWING No.: DOXXX-42

SHEET 2 OF 2

IF IN DOUBT - ASK

©

NOT TO SCALE

THIRD ANGLE PROJECTION

ALL DIMENSIONS IN mm

PART No.	No. OF WAYS	STYLE (SEE NOTE 2)	DIM 'A'	DIM 'B'	DIM 'C'	DIM 'D'
D0806-42	6	1	7.60	10.02	7.62	5.08
D0808-42	8	1	10.10	10.02	7.62	7.62
D0814-42	14	1	17.70	10.02	7.62	15.24
D0816-42	16	1	20.30	10.02	7.62	17.78
D0818-42	18	2	22.80	10.02	7.62	20.32
D0820-42	20	2	25.30	10.02	7.62	22.86
D0822-42	22	2	27.80	12.60	10.16	25.40
D0922-42	22	2	27.80	10.02	7.62	25.40
D0724-42	24	2	30.40	12.60	10.16	27.94
D0824-42	24	2	30.40	17.64	15.24	27.94
D0924-42	24	2	30.40	10.02	7.62	27.94
D0828-42	28	2	35.50	17.64	15.24	33.02
D0832-42	32	2	40.60	17.64	15.24	38.10
D0836-42	36	3	45.70	17.64	15.24	43.18
D0840-42	40	3	50.80	17.64	15.24	48.26
D0948-42	48	3	60.90	17.64	15.24	58.42
D0864-42	64	4	25.40	25.40	22.86	78.74

SPECIFICATION:

MATERIAL:
 MOULDING = GLASS FILLED PCT, BLACK, UL94V-0
 CONTACT SHELL = BRASS
 CONTACT CLIP = BERYLLIUM COPPER

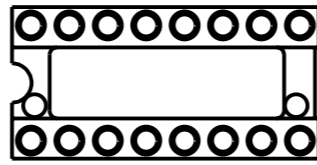
FINISH:
 CONTACT SHELL = 5µ 100% TIN OVER NICKEL
 CONTACT CLIP = 0.25µ GOLD OVER NICKEL

ELECTRICAL:
 CURRENT RATING = 1 AMP
 VOLTAGE RATING = 100V AC / 150V DC
 CONTACT RESISTANCE = 10 MILLIOHMS MAX
 INSULATION RESISTANCE = 10,000 MEGOHMS MIN
 DIELECTRIC STRENGTH = 1,000V AC MIN

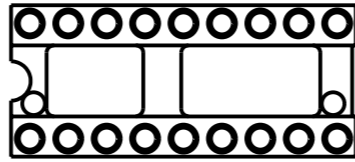
MECHANICAL:
 DURABILITY = 100 CYCLES
 INSERTION FORCE (∅0.46mm GAUGE) = 5N MAX
 WITHDRAWAL FORCE (∅0.46mm GAUGE) = 0.5N MIN

ENVIRONMENTAL:
 TEMPERATURE RANGE = -55°C TO +125°C
 FOR COMPLETE SPECIFICATION, SEE COMPONENT SPECIFICATION C004XX (LATEST ISSUE)

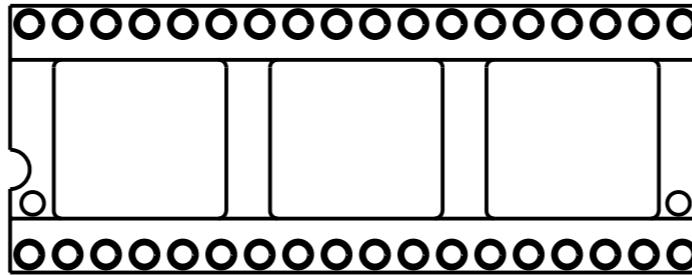
STYLE '1'



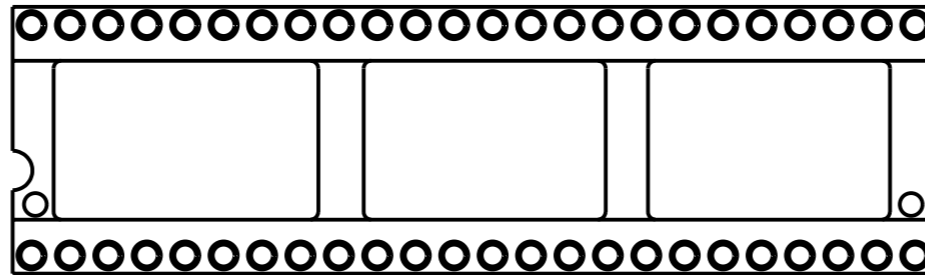
STYLE '2'



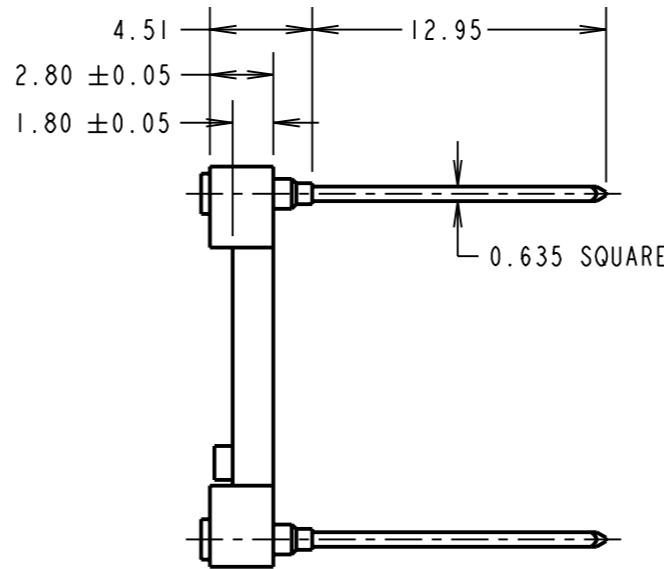
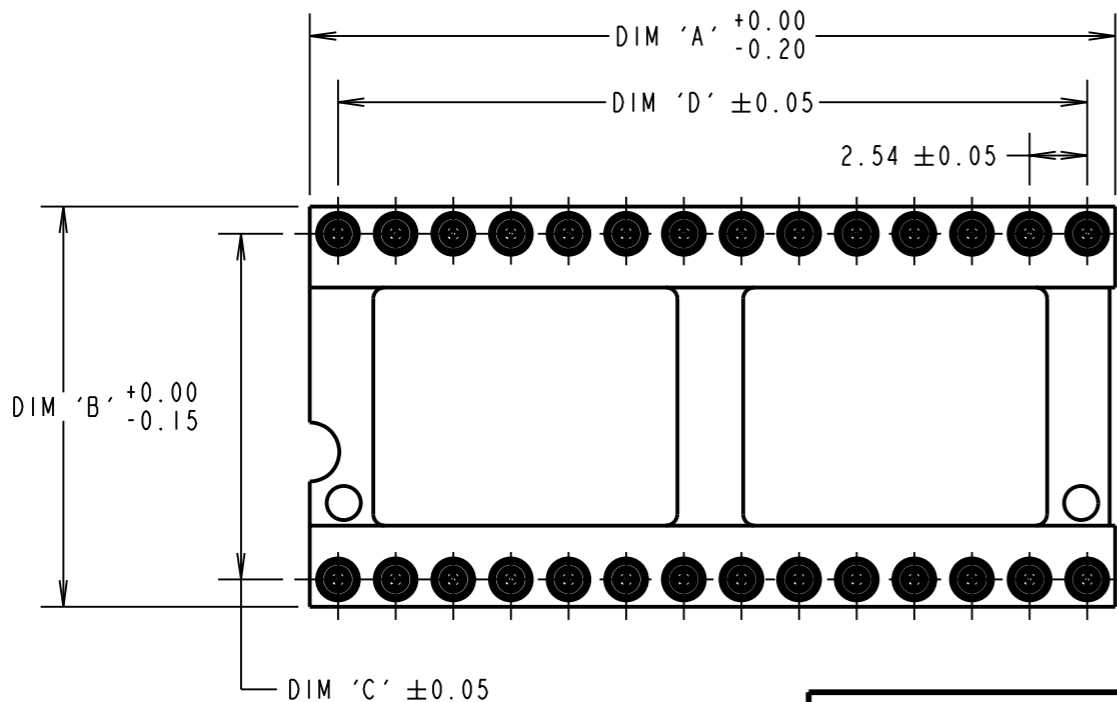
STYLE '3'



STYLE '4'



STYLE DIAGRAMS
(SEE NOTE 2)



- NOTES:
 1. RECOMMENDED HOLE SIZE = ∅1.00mm
 2. STYLE REFERS TO NUMBER OF CENTRE BARS ONLY

ORDER CODE:
DOXXX-42

PITCH ————
 SEE TABLE

No. OF WAYS ————
 SEE TABLE

FINISH ————
 GOLD CLIP, 100% TIN SHELL

CP	10	14.01.10	10640
NAME	ISS.	DATE	C/NOTE
APPROVED: C.PENROSE			
CHECKED: R.ADDE			
DRAWN: W.J.BOURNE			
CUSTOMER REF.:			
ASSEMBLY DRG:			

HARWIN

HARWIN USA TEL: 603 893 5376 FAX: 603 893 5396 mis@harwin.com	HARWIN Europe (UK) TEL: 023 9231 4545 FAX: 023 9231 4590 mis@harwin.co.uk	HARWIN Asia TEL: +65 6 779 4909 FAX: +65 6 779 3868 mis@harwin.com.sg
--	--	--

THIS DRAWING AND ANY INFORMATION OR DESCRIPTIVE MATTER SET OUT HEREON ARE CONFIDENTIAL AND COPYRIGHT PROPERTY OF THE HARWIN GROUP AND MUST NOT BE DISCLOSED, LOANED, COPIED OR USED FOR MANUFACTURING, TENDERING OR FOR ANY OTHER PURPOSE WITHOUT THEIR WRITTEN PERMISSION.

TOLERANCES
 X. = ±1mm
 X.X = ±0.25mm
 X.XX = ±0.10mm
 X.XXX = ±0.01mm
 ANGLES = ±5°
 UNLESS STATED

MATERIAL:
 SEE ABOVE

FINISH: SEE ABOVE

S/AREA: mm²

TITLE:
 IC SOCKET WIRE WRAP ASSEMBLY (3-LEVEL)

DRAWING NUMBER:
DOXXX-42

SHT 2 OF 2