


20A, 200V - 600V Isolated Ultra Fast Rectifiers

FEATURES

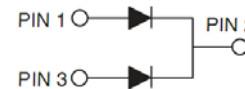
- High efficiency, low VF
- High current capability
- High reliability
- High surge current capability
- UL Recognized File # E-326243
- Compliant to RoHS Directive 2011/65/EU and in accordance to WEEE 2002/96/EC
- Halogen-free according to IEC 61249-2-21



ITO-220AB

DESCRIPTION

- UGF200xG series are ideal devices for free wheeling function in switching mode power supply and high frequency DC/DC converters
- UGF200xG series: their low stored charge and ultrafast soft recovery minimizes ringing and electrical noise in power switching circuits reducing power loss



MECHANICAL DATA

Case: ITO-220AB

Molding compound, UL flammability classification rating 94V-0

Part no. with suffix "H" means AEC-Q101 qualified

Packing code with suffix "G" means green compound (halogen-free)

Terminal: Matte tin plated leads, solderable per JESD22-B102

Meet JESD 201 class 2 whisker test

Polarity: As marked

Mounting torque: 5 in-lbs maximum

Weight: 1.7g (approximately)

MAXIMUM RATINGS AND ELECTRICAL CHARACTERISTICS (T _A =25°C unless otherwise noted)							
PARAMETER	SYMBOL	UGF 2004G	UGF 2005G	UGF 2006G	UGF 2007G	UGF 2008G	UNIT
Maximum repetitive peak reverse voltage	V _{RRM}	200	300	400	500	600	V
Maximum RMS voltage	V _{RMS}	140	210	280	350	420	V
Maximum DC blocking voltage	V _{DC}	200	300	400	500	600	V
Maximum average forward rectified current	I _{F(AV)}	20					A
Peak forward surge current, 8.3 ms single half sine-wave superimposed on rated load	I _{FSM}	150					A
Maximum instantaneous forward voltage (Note 1) I _F = 10 A	V _F	0.95	1.25		1.70		V
Maximum reverse current @ rated V _R T _J =25°C T _J =125°C	I _R	5 100					μA
Maximum reverse recovery time (Note 2)	t _{rr}	20			25		ns
Typical thermal resistance	R _{θJC}	2					°C/W
Operating junction temperature range	T _J	- 55 to +175			- 55 to +150		°C
Storage temperature range	T _{STG}	- 55 to +175			- 55 to +150		°C

Note 1: Pulse Test with PW=300 μs, 1% Duty Cycle

Note 2: Reverse Recovery Test Conditions: I_F=0.5A, I_R=1.0A, I_{RR}=0.25A

ORDERING INFORMATION					
PART NO.	PART NO. SUFFIX	PACKING CODE	PACKING CODE SUFFIX (*)	PACKAGE	PACKING
UGF200xG (Note 1)	H	C0	G	ITO-220AB	50 / Tube

Note 1: "xx" defines voltage from 200V (UGF2004G) to 600V (UGF2008G)

*: Optional available

EXAMPLE					
PREFERRED P/N	PART NO.	PART NO. SUFFIX	PACKING CODE	PACKING CODE SUFFIX	DESCRIPTION
UGF2004GHC0G	UGF2004G	H	C0	G	AEC-Q101 qualified Green compound

RATINGS AND CHARACTERISTICS CURVES

(T_A=25°C unless otherwise noted)

FIG.1 FORWARD CURRENT DERATING CURVE

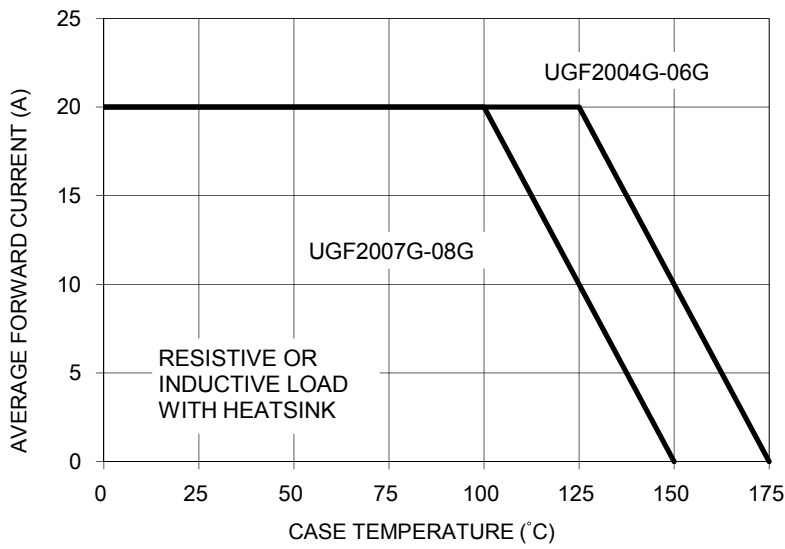


FIG. 2 TYPICAL REVERSE CHARACTERISTICS

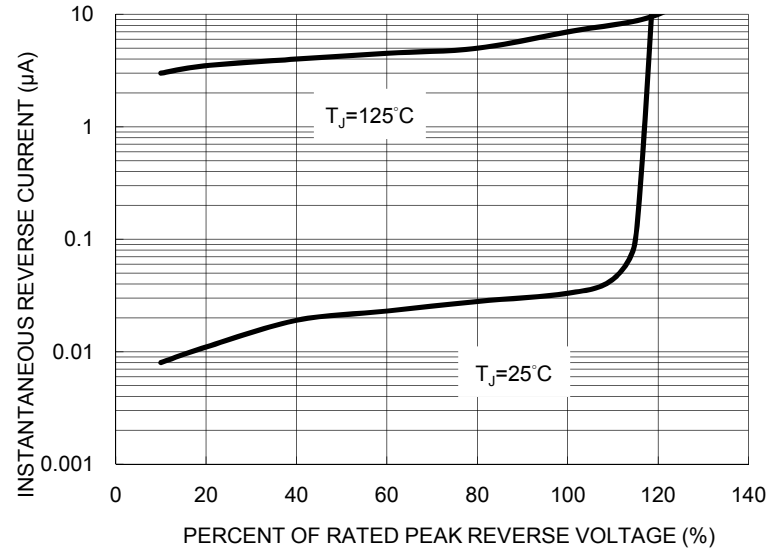


FIG. 3 MAXIMUM NON-REPETITIVE FORWARD SURGE CURRENT

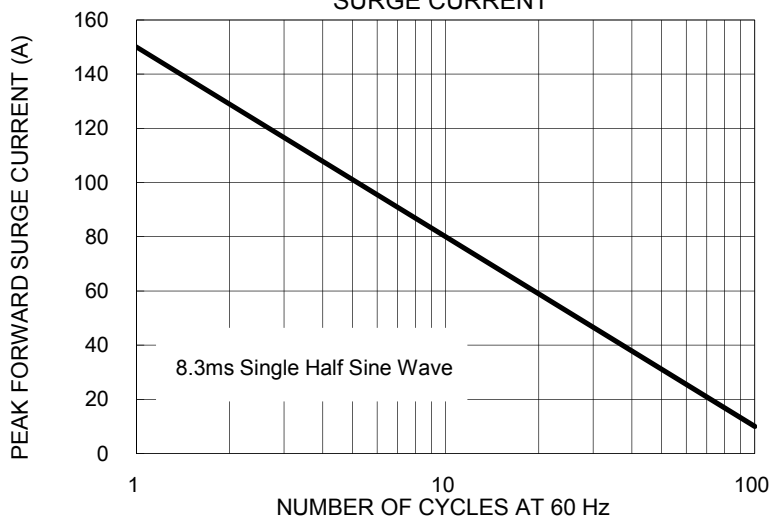


FIG. 4 TYPICAL FORWARD CHARACTERISTICS

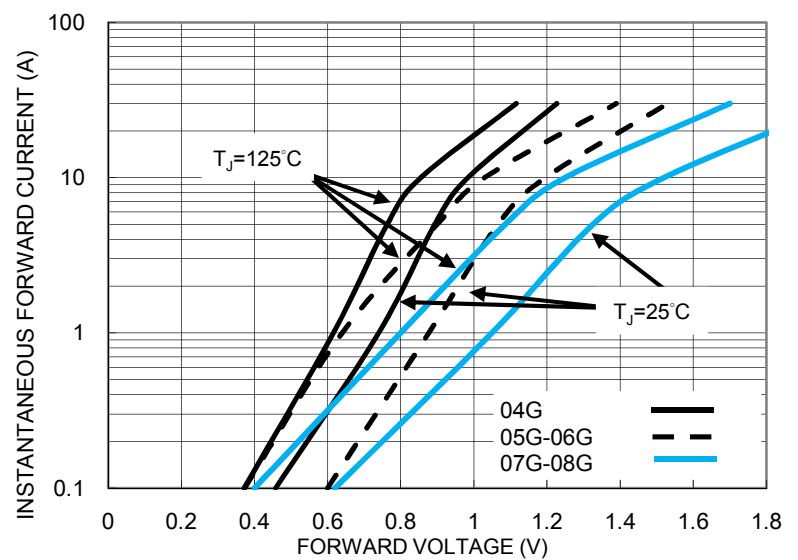
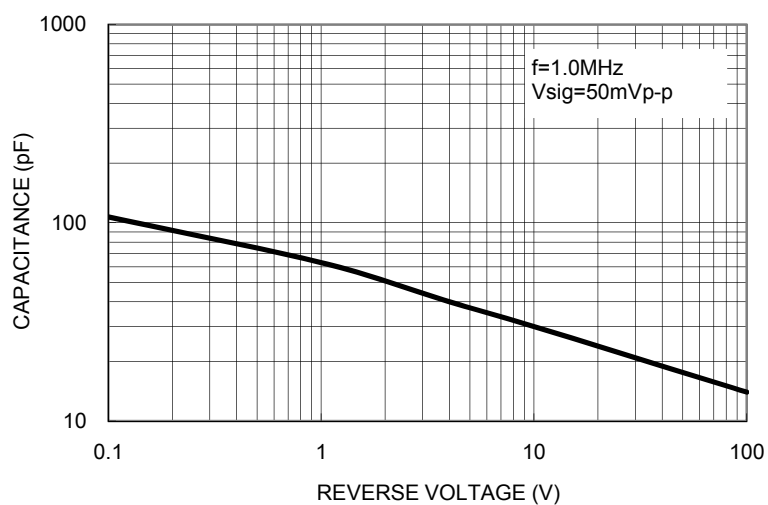
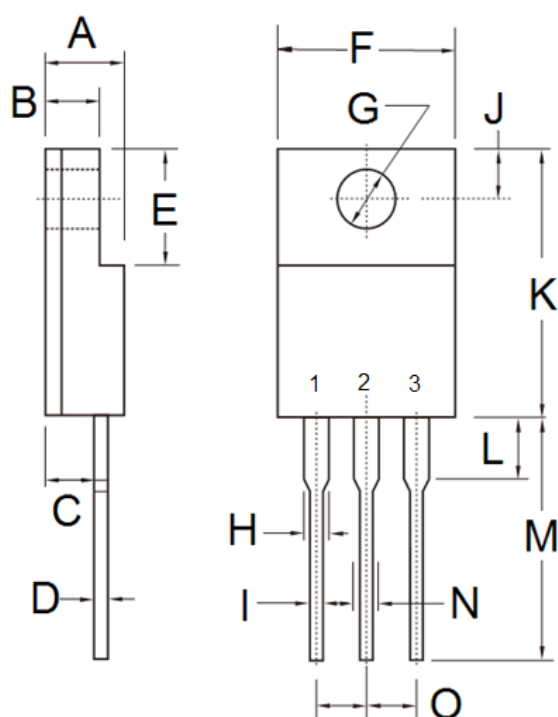


FIG. 5 TYPICAL JUNCTION CAPACITANCE



PACKAGE OUTLINE DIMENSIONS

ITO-220AB



DIM.	Unit (mm)		Unit (inch)	
	Min	Max	Min	Max
A	4.30	4.70	0.169	0.185
B	2.50	3.16	0.098	0.124
C	2.30	2.96	0.091	0.117
D	0.46	0.76	0.018	0.030
E	6.30	6.90	0.248	0.272
F	9.60	10.30	0.378	0.406
G	3.00	3.40	0.118	0.134
H	0.95	1.45	0.037	0.057
I	0.50	0.90	0.020	0.035
J	2.40	3.20	0.094	0.126
K	14.80	15.50	0.583	0.610
L	-	4.10	-	0.161
M	12.60	13.80	0.496	0.543
N	-	1.80	-	0.071
O	2.41	2.67	0.095	0.105

MARKING DIAGRAM



- P/N = Specific Device Code
- G = Green Compound
- YWW = Date Code
- F = Factory Code

Notice

Specifications of the products displayed herein are subject to change without notice. TSC or anyone on its behalf, assumes no responsibility or liability for any errors or inaccuracies.

Information contained herein is intended to provide a product description only. No license, express or implied, to any intellectual property rights is granted by this document. Except as provided in TSC's terms and conditions of sale for such products, TSC assumes no liability whatsoever, and disclaims any express or implied warranty, relating to sale and/or use of TSC products including liability or warranties relating to fitness for a particular purpose, merchantability, or infringement of any patent, copyright, or other intellectual property right.

The products shown herein are not designed for use in medical, life-saving, or life-sustaining applications. Customers using or selling these products for use in such applications do so at their own risk and agree to fully indemnify TSC for any damages resulting from such improper use or sale.