

S-PT-EX-24DC


Order No.: 2800034



<http://eshop.phoenixcontact.de/phoenix/treeViewClick.do?UID=2800034>

Surge protection for one floating signal circuit in screw-on module with IP67 degree of protection for sensor heads, connection M20 x 1.5. Tested in acc. with the protection types in Ex areas Ex d / Ex tD / Ex ia IIC / Ex iaD.



Commercial data	
GTIN (EAN)	4 046356 411004 
sales group	J331
Pack	1 pcs.
Customs tariff	85363010
Catalog page information	Page 113 (TT-2009)

Product notes

WEEE/RoHS-compliant since: 05/13/2008



<http://www.download.phoenixcontact.com>
Please note that the data given here has been taken from the online catalog. For comprehensive information and data, please refer to the user documentation. The General Terms and Conditions of Use apply to Internet downloads.

Technical data	
General	
Housing material	High-grade steel
Color	silver

Standards for air and creepage distances	IEC 60664-1
	IEC 60079-11
Total surge current (8/20) μ s	20 kA
Total surge current (10/350) μ s	2 kA
Ambient temperature (operation)	-25 °C ... 80 °C (non-EX)
Mounting type	M20
Design	Screw-in module
Number of positions	2
Degree of protection	IP67
Direction of action	Line-Line & Line-Earth Ground
Width	28.00 mm
Height	79.00 mm
Length	28.00 mm

Protective circuit

IEC category	C1
	C2
	C3
	D1
Nominal voltage U_N	24 V DC
Maximum continuous operating voltage U_C	36 V DC
	25 V AC
Maximum continuous voltage U_C (wire-wire)	36 V DC
	25 V AC
Ground conductor current I_{PE}	$\leq 2 \mu$ A
Nominal discharge surge current I_n (8/20) μ s (Core-Core)	260 A
Nominal discharge surge current I_n (8/20) μ s (Core-Earth)	10 kA
Total surge current (8/20) μ s	20 kA
Nominal pulse current I_{an} (10/1000) μ s (Core-Core)	50 A
Lightning test current (10/350) μ s, peak value I_{imp}	1 kA
Output voltage limitation at 1 kV/ μ s (Core-Core) spike	≤ 130 V
Output voltage limitation at 1 kV/ μ s (Core-Earth) spike	≤ 1.1 kV

Output voltage limitation at 1 kV/ μ s (Core-Core) static	≤ 60 V
Protection level U_p (Core-Core)	≤ 65 V (C3 (10 A))
Protection level U_p (Core-Earth)	≤ 1.1 kV (C3 (100A))
	≤ 1.1 kV (C1 (1 kV/500 A))
	≤ 1.2 kV (C2 (10 kV/5 kA))
Response time t_A (Core-Core)	≤ 1 ns
Response time t_A (Core-Earth)	≤ 100 ns
Input attenuation a_E , sym.	Typ. 0.1 dB (30 MHz / 50 Ω)
	Typ. 0.1 dB (6 MHz / 150 Ω)
Cut-off frequency f_g (3 dB), sym. in 50 Ohm system	Typ. 70 MHz
Cut-off frequency f_g (3 dB), sym. in 150 Ohm system	Typ. 40 MHz
Capacity (Core-Core)	Typ. 20 pF
Capacity (Core-Earth)	Typ. 5 pF
Resistance in series	0 Ω
Surge carrying capacity in acc. with IEC 61643-21 (Core-Core)	C3 (25 A)
Surge carrying capacity in acc. with IEC 61643-21 (Core-Earth)	C1 (1 kV / 500 A)
	C2 (10 kV/5 kA)
	C3 (100 A)
	D1 (1 kA)
Alternating current carrying capacity in acc. with IEC 61643-21 (Core-Earth)	10 A - 1 s

Connection data

Type of connection	Individual wires
--------------------	------------------

Connection, protective circuit

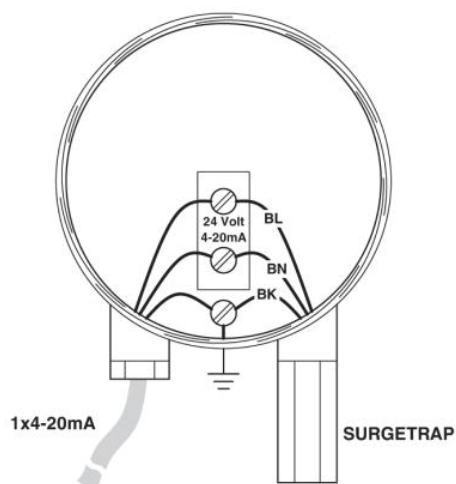
Standards/regulations	EN 61643-21
	EN 60079-0
	EN 60079-1
	EN 60079-11
	EN 60079-26
	EN 61241-0
	EN 61241-1
	EN 61241-11

Certificates / Approvals

Certification Ex: IECEx, KEMA-EX

Diagrams/Drawings

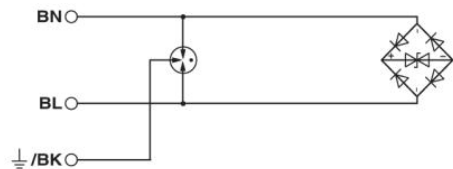
Application drawing



Dimensioned drawing



Circuit diagram



Address

PHOENIX CONTACT Deutschland GmbH
Flachmarktstr. 8
32825 Blomberg, Germany
Phone +49 5235 3 12000
Fax +49 5235 3 41200
<http://www.phoenixcontact.de>



© 2011 Phoenix Contact
Technical modifications reserved;