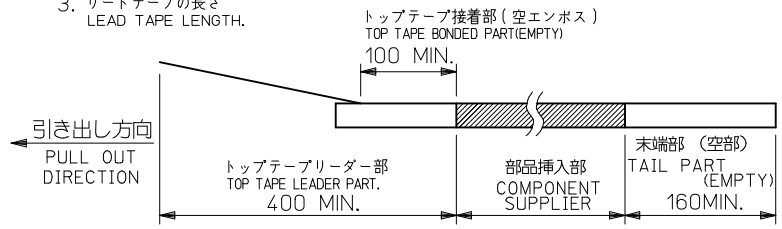
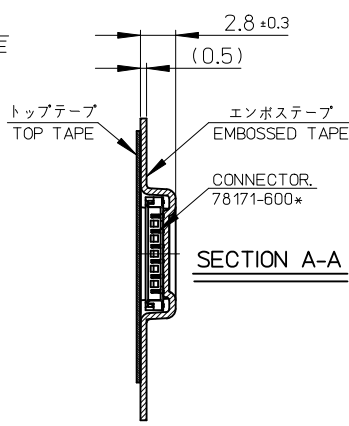
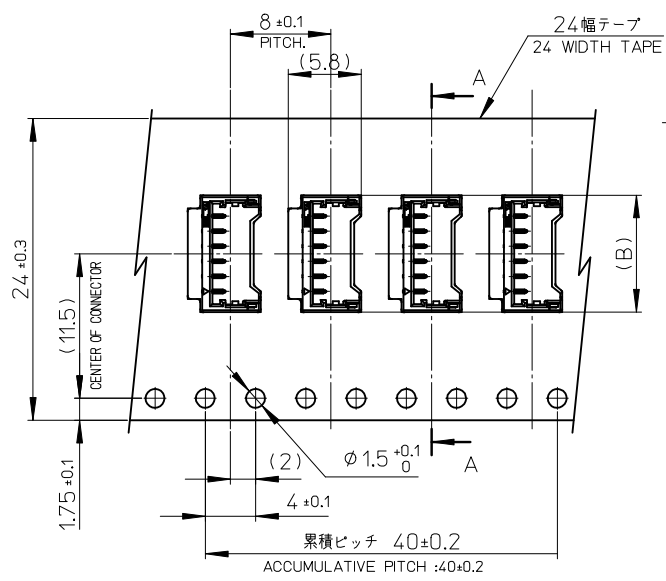


NOTES

- 製品詳細につきましては、SD-78171-002 を参照下さい。
RE DETAILED DIMENSION, SEE SD-78171-002.
- 梱包数量：4,500 個/リール
NUMBER OF CONNECTORS:4,500PCS/REEL.
- リードテープの長さ
LEAD TAPE LENGTH.



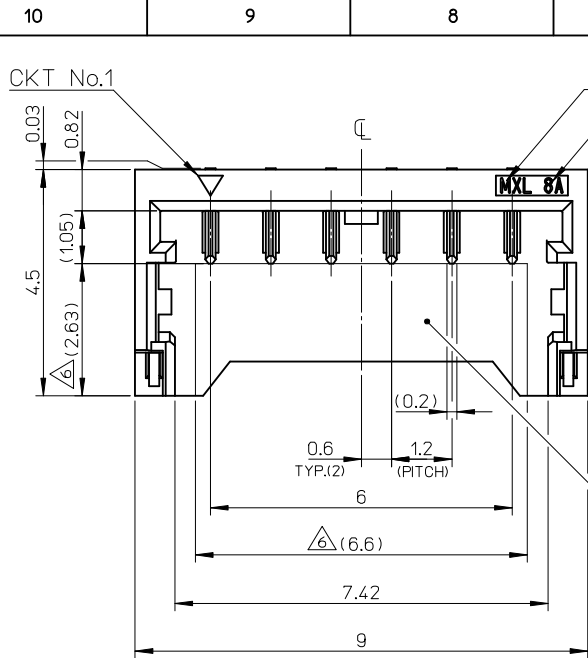
- 材料 (MATERIAL)
キャリアテープ (CARRIER TAPE) : POLYPROPYLENE - PP
トップテープ (TOP TAPE) : PET, PE, PE
リール (REEL) : ポリスチレン (POLYSTYRENE) <リサイクル材を含む>
<RECYCLE MATERIAL CONTAINED.>
- 製品の取扱いについては取扱説明書 "AS-78172-001" を参照願います。
REFER TO INSTRUCTION MANUAL "AS-78172-001"
- ELV 及び RoHS 適合品
ELV AND RoHS COMPLIANT.



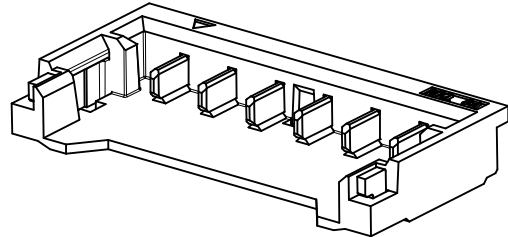
9.3	78171-6006	78171-5006	6	78171-500*
B	CONNECTOR	MATERIAL NO.	CKT.	MODEL NO.

REVISED EC NO: J2013-0147 DRWN: TODA CHKD: APPR: Y01TO 2012/07/17 2012/11/06	GENERAL TOLERANCES (UNLESS SPECIFIED)		DIMENSION STYLE MM ONLY		SCALE	DESIGN UNITS METRIC	THIRD ANGLE PROJECTION	
	10 UNDER	± 0.2	DRAWN BY	DATE	TITLE			
	10 OVER 30 UNDER	± 0.25	T. ODA	'08/11/07	EMBOSSSED TAPE PKG FOR 78171			
	30 OVER	± 0.3	CHECKED BY	DATE	S. SATO '08/11/07			
	ANGULAR ± 3 °	DRAFT WHERE APPLICABLE MUST REMAIN WITHIN DIMENSIONS	APPROVED BY	DATE	MATERIAL NO.		DOCUMENT NO.	
			S. ICHIKAWA	'08/11/07	SEE CHART		SD-78171-001	
			SIZE A3		THIS DRAWING CONTAINS INFORMATION THAT IS PROPRIETARY TO MOLEX INCORPORATED AND SHOULD NOT BE USED WITHOUT WRITTEN PERMISSION			



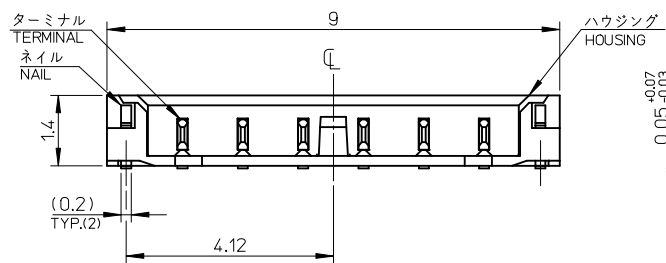


トレードマーク
TRADE MARK
キャビ番号
CAV No.

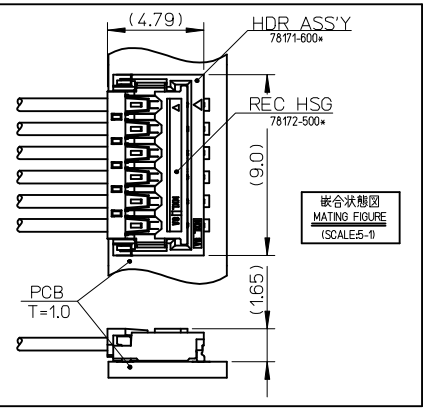
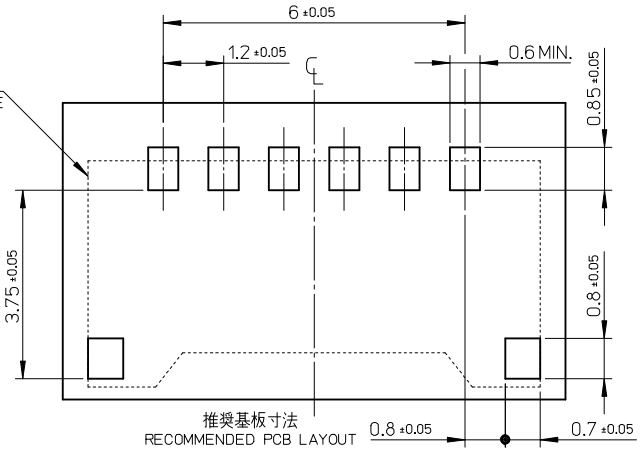


吸着推奨エリア
RECOMMENDED CHIPMOUNTER
VACUUM NOZZLE AREA

- 注記: 1. 材質 ハウジング: PA46, UL94V-0色: 黒
 NOTES. MATERIALS HOUSING: PA46, UL94V-0, COLOUR:BLACK
- ターミナル: 銅合金
 TERMINAL: COPPER ALLOY
 ネイル: 銅合金
 FITTING NAIL: COPPER ALLOY
2. メッキ仕様 ターミナル: 金メッキ0.1μmMIN, ニッケル下地メッキ1.0μm MIN
 FINISHES TERMINAL:GOLD 0.1μmMIN. WITH 1.0μm MIN NICKEL UNDERPLATE OVERALL
 ネイル: 錫メッキ 1.5 μm MIN ニッケル下地メッキ1.0 μm MIN
 FITTING NAIL:1.5μm MIN TIN WITH 1.0μm MIN NICKEL UNDERPLATE OVERALL
3. 嵌合相手: 78172-5006
 MATING WITH: ↑極数 No. CIRCUIT No.
4. 梱包形態: エンボスリール梱包 (詳細はSD-78171-001 を参照願います)
 PACKAGING SPECIFICATION:EMBOSSED TAPE(REFER TO SD-78171-001)
- △ 製品番号は右記の内容を示す: 78171-6006
 PRODUCT NUMBER INDICATES FOLLOWING ↑極数 No. CIRCUIT No.
- △ 吸着推奨エリアを示す
 SHOWS VACUUM NOZZLE AREA.
7. ソルダータールとネイルの平坦度: 0.10 mm MAX
 SOLDER TAIL AND FITTING NAIL COPLANARITY 0.1mm MAX.
8. ELV及びRoHS 適合品
 ELV AND RoHS COMPLIANT.
9. 製品の取扱いについては取扱説明書"AS-78172-001"を参照願います
 REFER TO INSTRUCTION MANUAL"AS-78172-001"



コネクタ外形図
CONNECTOR OUTLINE



78171-5006	78171-6006	78171-600*
PACKING FORM: EMBOSSED TAPE		
ORDER No.	MATERIAL NO.	MODEL NO.

REVISED EC NO: J2013-0147 DRWN:TODA CHKD: APPR:Y01TO REV D	DESCRIPTION 2012/07/17 2012/11/06	GENERAL TOLERANCES (UNLESS SPECIFIED)		DIMENSION STYLE		SCALE	DESIGN UNITS		THIRD ANGLE PROJECTION	
				MM ONLY		10:1	METRIC			
		10 UNDER	±0.2	DRAWN BY	DATE	TITLE		1.2W/B CONN. HDR ASS'Y 6CKT		
		10 OVER 30 UNDER	±0.25	T.ODA	08/06/20	SEE CHART				
		30 OVER	±0.3	CHECKED BY	DATE					
ANGULAR ±3 °		DRAFT WHERE APPLICABLE MUST REMAIN WITHIN DIMENSIONS		MATERIAL NO.		DOCUMENT NO.		SHEET NO.		
				SEE CHART		SD-78171-002		1 OF 1		