



Micro Commercial Components



Micro Commercial Components
20736 Marilla Street Chatsworth
CA 91311
Phone: (818) 701-4933
Fax: (818) 701-4939

BZT52B3V0JS THRU BZT52B75JS

200 mW Zener Diode 3.0 to 75 Volts

Features

- Planar Die Construction
- 200mW Power Dissipation
- General Purpose Medium Current
- Ideally Suited for Automated Assembly Processes
- Epoxy meets UL 94 V-0 flammability rating
- Moisture Sensitivity Level 1
- Lead Free Finish/RoHS Compliant("P" Suffix designates RoHS Compliant. See ordering information)
- Halogen free available upon request by adding suffix "-HF"

Absolute Maximum Ratings

Symbol	Parameter	Rating	Unit
P _D	Power dissipation*	200	mW
T _J	Junction Temperature	-55 to +150	°C
T _{STG}	Storage Temperature Range	-55 to +150	°C

* Mounted on 5.0mm²(.013mm thick) land areas.

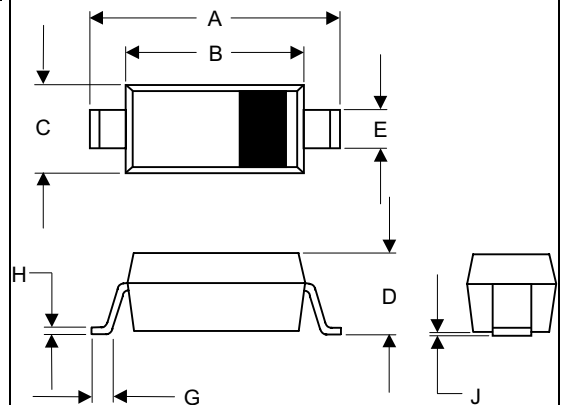
Absolute Maximum Ratings

Symbol	Parameter	Rating	Unit
R _{thJA}	Thermal Resistance Junction to Ambient*	625	°C/W

Electrical Characteristics

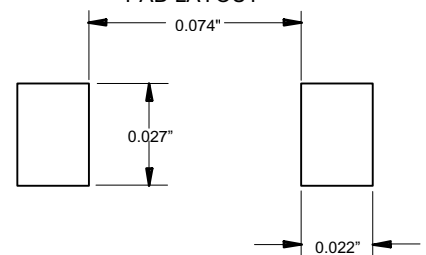
Symbol	Parameter	Rating	Unit
V _F	Maximum Forward Voltage (I _F =10mA _{dc})	0.9	V

SOD-323



DIM	INCHES		MM		NOTE
	MIN	MAX	MIN	MAX	
A	.090	.107	2.30	2.70	
B	.063	.071	1.60	1.80	
C	.045	.053	1.15	1.35	
D	.031	.045	0.80	1.15	
E	.010	.016	0.25	0.40	
G	.004	.018	0.10	0.45	
H	.004	.010	0.10	0.25	
J	-----	.006	-----	0.15	

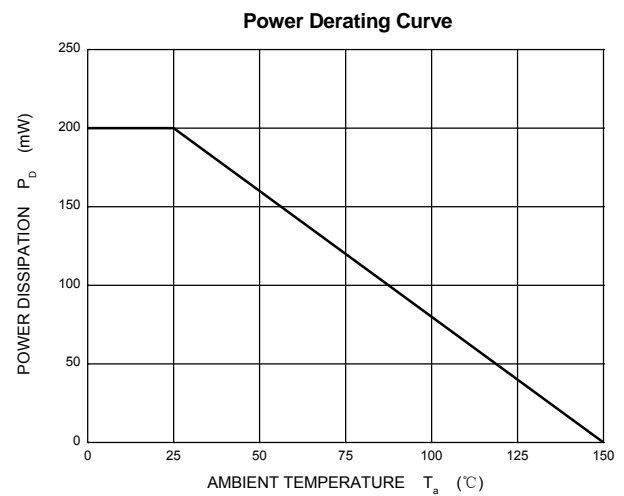
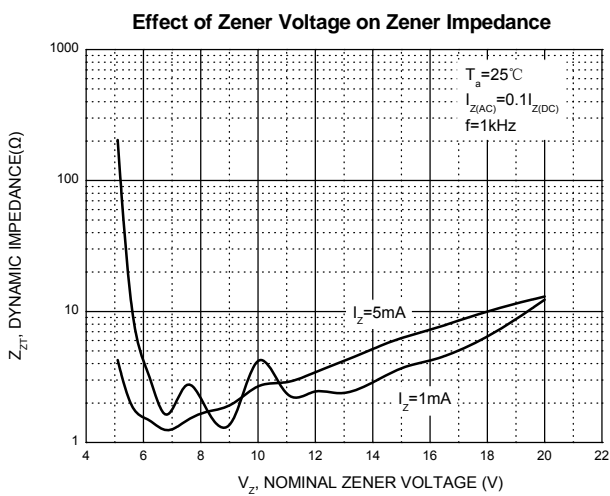
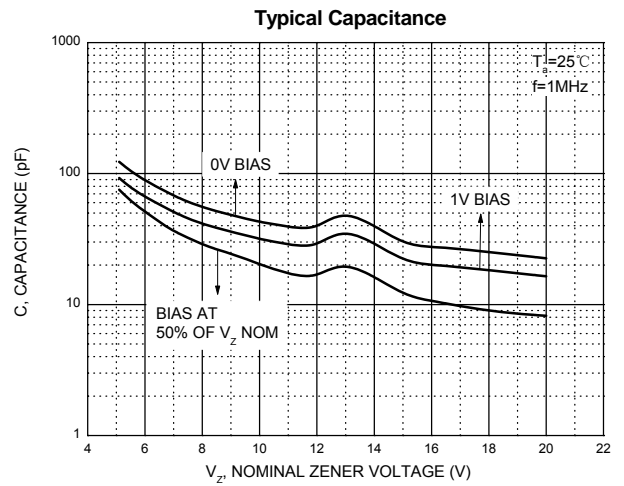
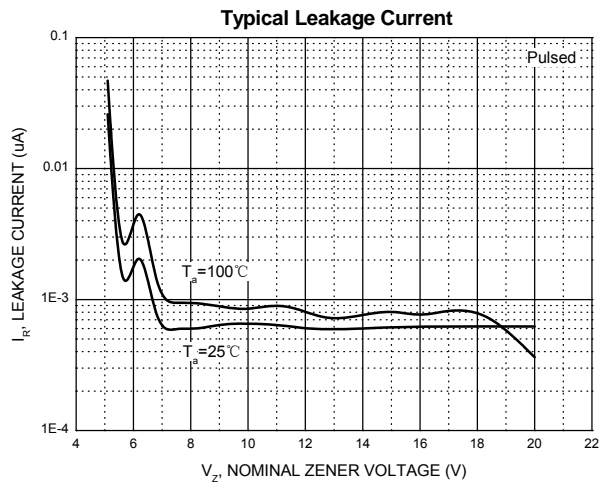
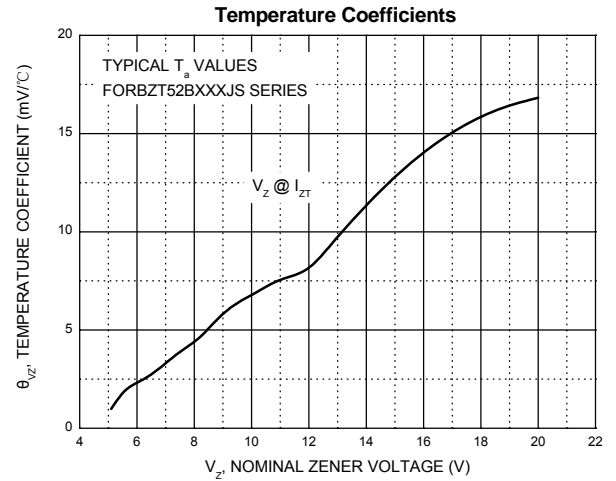
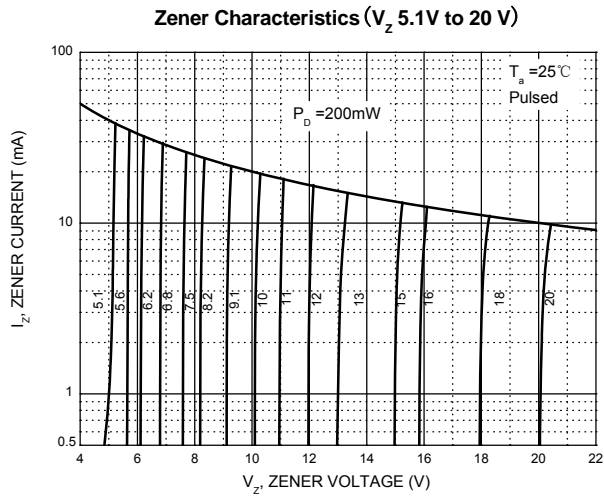
SUGGESTED SOLDER PAD LAYOUT



Electrical Characteristics@25°C

Part Number	Nominal Zener Voltage			Max. Zener Impedance				Max Reverse Leakage Current		Marking Code
	V _Z @ I _{ZT}			Z _{ZT} @ I _{ZT}		Z _{ZK} @ I _{ZK}		I _R @ V _R		
	Nom. V	Min. V	Max. V	Ω	mA	Ω	mA	μA	V	
BZT52B3V0JS	3.0	2.94	3.06	89	5.0	564	1.00	9.0	1.0	2Z
BZT52B3V3JS	3.3	3.23	3.37	89	5.0	564	1.00	4.5	1.0	3Z
BZT52B3V6JS	3.6	3.53	3.67	84	5.0	564	1.00	4.5	1.0	4Z
BZT52B3V9JS	3.9	3.82	3.98	84	5.0	564	1.00	2.7	1.0	5Z
BZT52B4V3JS	4.3	4.21	4.39	84	5.0	564	1.00	2.7	1.0	6Z
BZT52B4V7JS	4.7	4.61	4.79	75	5.0	564	1.00	2.7	2.0	7Z
BZT52B5V1JS	5.1	5.00	5.20	60	5.0	480	1.00	2.0	2.0	2W8/8Z
BZT52B5V6JS	5.6	5.49	5.71	40	5.0	400	1.00	1.0	2.0	2W9/9Z
BZT52B6V2JS	6.2	6.08	6.32	10	5.0	150	1.00	3.0	4.0	2WA/AZ
BZT52B6V8JS	6.8	6.66	6.94	15	5.0	141	1.00	2.0	4.0	2WB/BZ
BZT52B7V5JS	7.5	7.35	7.65	15	5.0	80	1.00	1.0	5.0	2WC/CZ
BZT52B8V2JS	8.2	8.04	8.36	15	5.0	80	1.00	0.7	5.0	2WD/DZ
BZT52B9V1JS	9.1	8.92	9.28	15	5.0	100	1.00	0.5	6.0	2WE/EZ
BZT52B10JS	10	9.80	10.20	20	5.0	150	1.00	0.2	7.0	2WF/FZ
BZT52B11JS	11	10.78	11.22	20	5.0	150	1.00	0.1	8.0	2WG/GZ
BZT52B12JS	12	11.76	12.24	25	5.0	150	1.00	0.1	8.0	2WH/HZ
BZT52B13JS	13	12.74	13.26	30	5.0	170	1.00	0.1	8.0	2WI/IJZ
BZT52B15JS	15	14.70	15.30	30	5.0	200	1.00	0.1	10.5	2WJ/KZ
BZT52B16JS	16	15.68	16.32	40	5.0	200	1.00	0.1	11.2	2WK/LZ
BZT52B18JS	18	17.64	18.36	45	5.0	225	1.00	0.1	12.6	2WL/MZ
BZT52B20JS	20	19.60	20.40	55	5.0	225	1.00	0.1	14.0	2WM/NZ
BZT52B22JS	22	21.56	22.44	51	5.0	235	1.00	0.045	15.4	PZ
BZT52B24JS	24	23.52	24.48	65	5.0	235	1.00	0.045	16.8	RZ
BZT52B27JS	27	26.46	27.54	75	5.0	282	0.50	0.045	18.9	SZ
BZT52B30JS	30	29.40	30.60	75	5.0	282	0.50	0.045	21.0	TZ
BZT52B33JS	33	32.34	33.66	75	5.0	306	0.50	0.045	23.0	UZ
BZT52B36JS	36	35.28	36.72	84	5.0	329	0.50	0.045	25.2	VZ
BZT52B39JS	39	38.22	39.78	122	5.0	329	0.50	0.045	27.3	WZ
BZT52B43JS	43	42.14	43.86	141	5.0	353	0.50	0.045	30.1	XZ
BZT52B47JS	47	46.06	47.94	160	5.0	353	0.50	0.045	33.0	YZ
BZT52B51JS	51	49.98	52.02	169	5.0	376	0.50	0.045	35.7	ZZ
BZT52B56JS	56	54.88	57.12	135	2.5	1000	1.00	0.100	42.0	X2
BZT52B62JS	62	60.76	63.24	150	2.5	1000	1.00	0.100	46.0	X3
BZT52B68JS	68	66.64	69.36	200	2.5	1000	1.00	0.100	51.0	X4
BZT52B75JS	75	73.50	76.50	250	2.5	1000	1.00	0.100	56.0	X5

Typical Characteristics





Micro Commercial Components

Ordering Information :

Device	Packing
Part Number-TP	Tape&Reel: 3Kpcs/Reel

Note : Adding "-HF" suffix for halogen free, eg. Part Number-TP-HF

IMPORTANT NOTICE

Micro Commercial Components Corp. reserves the right to make changes without further notice to any product herein to make corrections, modifications , enhancements , improvements , or other changes . Micro Commercial Components Corp . does not assume any liability arising out of the application or use of any product described herein; neither does it convey any license under its patent rights ,nor the rights of others . The user of products in such applications shall assume all risks of such use and will agree to hold Micro Commercial Components Corp . and all the companies whose products are represented on our website, harmless against all damages.

LIFE SUPPORT

MCC's products are not authorized for use as critical components in life support devices or systems without the express written approval of Micro Commercial Components Corporation.

CUSTOMER AWARENESS

Counterfeiting of semiconductor parts is a growing problem in the industry. Micro Commercial Components (MCC) is taking strong measures to protect ourselves and our customers from the proliferation of counterfeit parts. MCC strongly encourages customers to purchase MCC parts either directly from MCC or from Authorized MCC Distributors who are listed by country on our web page cited below. Products customers buy either from MCC directly or from Authorized MCC Distributors are genuine parts, have full traceability, meet MCC's quality standards for handling and storage. MCC will not provide any warranty coverage or other assistance for parts bought from Unauthorized Sources. MCC is committed to combat this global problem and encourage our customers to do their part in stopping this practice by buying direct or from authorized distributors.