

# Flush-type connector - SACC-CI-M12MSM-5PE-L180 THR T - 1420822

Please be informed that the data shown in this PDF Document is generated from our Online Catalog. Please find the complete data in the user's documentation. Our General Terms of Use for Downloads are valid (<http://phoenixcontact.com/download>)



Flush-type connector, Power, 6-position, Plug, straight, M - Power, PCB mounting, THR solder connection

## Why buy this product

- ✓ For compact devices: transmit high power in a confined space
- ✓ Reduced mounting costs thanks to two-piece device connector
- ✓ Packaging available for automated pick and place assembly
- ✓ All common pin assignments and codings available
- ✓ Easy device integration, thanks to mechanical port screw connections with threaded fastening
- ✓ Additional gasket for the device when not plugged in



## Key Commercial Data

|                        |               |
|------------------------|---------------|
| Packing unit           | 60 STK        |
| Minimum order quantity | 60 STK        |
| GTIN                   |               |
| GTIN                   | 4055626280677 |

## Technical data

### Ambient conditions

|                                 |  |
|---------------------------------|--|
| Ambient temperature (operation) | -25 °C ... 105 °C                                |
|                                 | -40 °C ... 105 °C (without mechanical actuation) |
| Degree of protection            | IP67 (correctly plugged in and locked)           |

### General

|                       |  |
|-----------------------|--|
| Note                  | The electrical and mechanical data specified assume that the connector pair is correctly locked and mounted. If the connector is unlocked and if there is a danger of contamination, the connector must be sealed using a protective cap > IP54. Influences arising from litz wires, cables or PCB assembly must also be taken into consideration. |
| Rated current at 40°C | 8 A  |

# Flush-type connector - SACC-CI-M12MSM-5PE-L180 THR T - 1420822

## Technical data

### General

|                             |  |
|-----------------------------|--|
| Rated voltage               | 630 V                                      |
| Rated surge voltage         | 6 kV                                       |
| Number of positions         | 6  |
| Coding                      | M - Power                                  |
| Standards/regulations       | M12 connector IEC 61076-2-111 In line with |
| Signal type/category        | Power                                      |
| Overvoltage category        | III  |
| Degree of pollution         | 3  |
| Connection method           | THR solder connection                      |
| Insertion/withdrawal cycles | > 100                                      |
| Mounting type               | PCB mounting                               |
| Type of packaging           | Tray                                       |
| Delivery state              | with assembly pad                          |

### Material

|  |      |
|--|------|
| Flammability rating according to UL 94 | V0   |
| Contact material                       | CuZn |
| Contact surface material               | Au   |
| Contact carrier material               | PA4T |
| Sealing material                       | FKM  |

### Cable

|                          |  |
|--------------------------|--|
| Standards/specifications | M12 connector IEC 61076-2-111 In line with |
|--------------------------|--|

### Standards and Regulations

|  |                 |
|--|-----------------|
| Standard designation                   | M12 connector   |
| Standards/regulations                  | IEC 61076-2-111 |
| Flammability rating according to UL 94 | V0              |

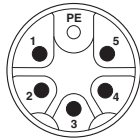
### Environmental Product Compliance

|            |   |
|------------|---|
| REACH SVHC | Lead 7439-92-1  |
| China RoHS | Environmentally Friendly Use Period = 50  |
|            | For details about hazardous substances go to tab "Downloads", Category "Manufacturer's declaration" |

## Drawings

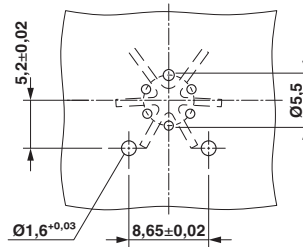
# Flush-type connector - SACC-CI-M12MSM-5PE-L180 THR T - 1420822

Schematic diagram



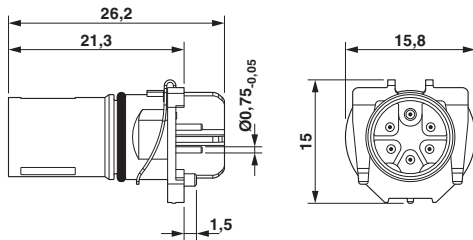
Pin assignment of M12 connector, 6-pos., M-coded, pin side view

Drilling diagram



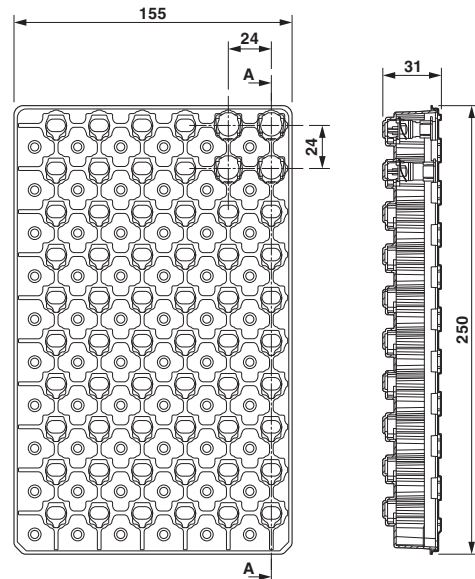
Soldering pad geometry

Dimensional drawing



M12 flush-type connector

Dimensional drawing



THR tray packaging

## Approvals

Approvals

Approvals


cULus Recognized

Ex Approvals

Approval details

# Flush-type connector - SACC-CI-M12MSM-5PE-L180 THR T - 1420822

## Approvals

|                    |   |  |
|--------------------|---|--|
| cULus Recognized   |  | <a href="http://database.ul.com/cgi-bin/XYV/template/LISEXT/1FRAME/index.htm">http://database.ul.com/cgi-bin/XYV/template/LISEXT/1FRAME/index.htm</a> E468743-20180113 |
| Nominal voltage UN | 600 V   |  |
| Nominal current IN | 10 A  |  |

Phoenix Contact 2018 © - all rights reserved  
<http://www.phoenixcontact.com>

PHOENIX CONTACT GmbH & Co. KG  
Flachsmarktstr. 8  
32825 Blomberg  
Germany  
Tel. +49 5235 300  
Fax +49 5235 3 41200  
<http://www.phoenixcontact.com>