Copyright FCI.

FCIconnect.com

PRODUCT NUMBER	PITCH
VZxx30x000J0G	3.81 mm

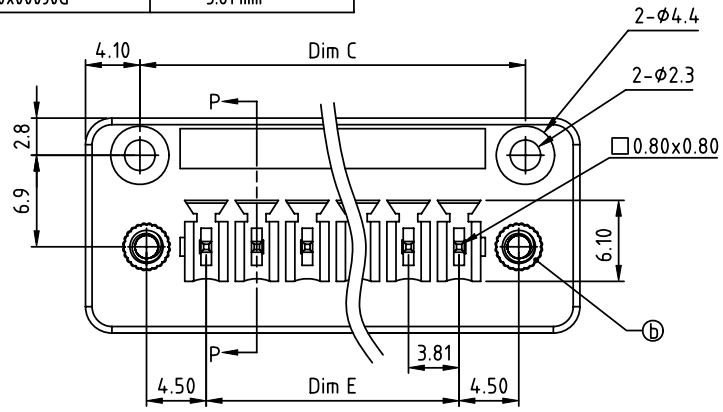

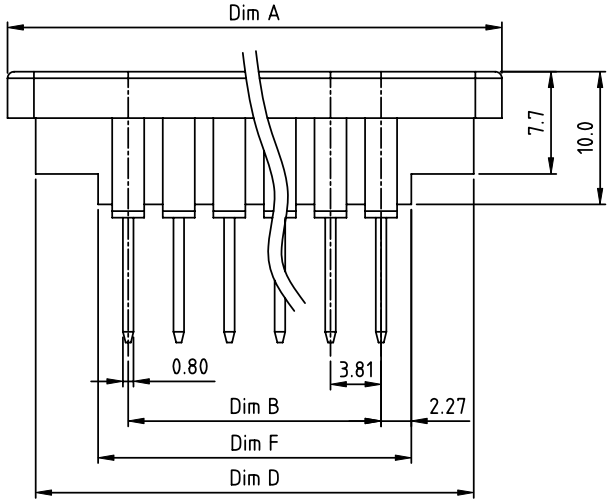

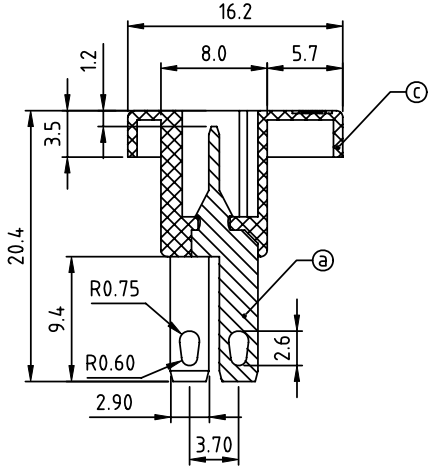

SECTION P-P

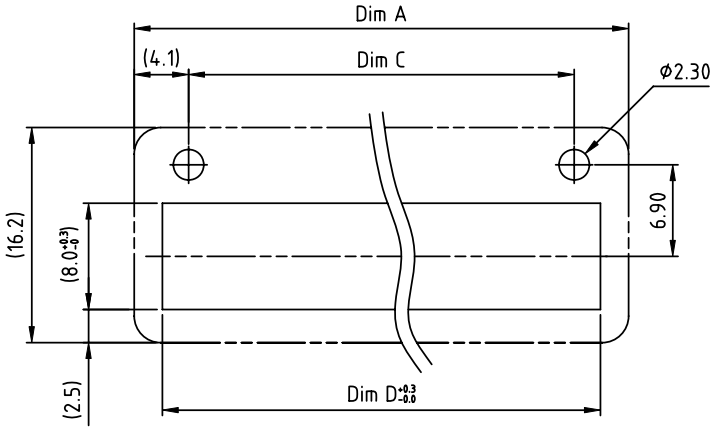

RECOMMENDED P.C.B CUTOUT
TOP VIEW

Material:
- Item ⓐ Solder Pin: Brass with Tin plated
- Item ⓑ Flange nut: brass M2.5
- Item ⓒ Terminal (housing): Thermoplastic(UL94V-0)

Electrical cULus
- Voltage rating: 300VAC
- Current rating: 10A
- Withstanding Voltage: 1.6kv
- Operating temperature: -40°C to +115°C
- Soldering temperature: 260°C±5°C/5 Sec
- Safety Approval: c UL us

DIMENSION

Dim A	N×3.81+14.39
Dim B	(N-1)×3.81
Dim C	(N-1)×3.81+10.0
Dim D	(N-1)×3.81+13.95
Dim E	(N-1)×3.81
Dim F	(N-1)×3.81+4.54

N=Number of poles

Poles	Tolerance
2-5P	±0.20
6-10P	±0.30
11-15P	±0.35
16-24P	±0.40

PART NO.: VZ xx 30 x 0 00J0 G

Solid block
No. of poles
02 2 poles
03 3 poles
... ...
24 24 poles

Color
0 Black (RAL9005)
2 Red (RAL3001/D)
3 Orange(RAL2011/P)
4 Yellow(RAL1018/A)
5 Green(RAL6018/T)
6 Blue (RAL5015/A)
8 Grey(RAL7035/D)
9 White(RAL1102)
C Green(RAL6018/U)

RoHS compliant (lead<4%) In copper Alloy

mat'l. code				surface ASME Y14.5	tolerance ASME Y14.5	projection
ltr	ecn no	dr	date	tolerances unless otherwise specified		
				angles	linear X.±0.5 / X.X±0.3 / X.XX±0.1	MM
				X°±1°		scale
				dr	EVIN ZHONG 050714	
				engr	EVIN ZHONG 050714	
				chr	HANKE FENG 050714	
				appd	SHI JUN 050714	
sheet index	revision	A				
	sheet	1				

product family: TERMINAL BLOCK

title: TERMINAL BLOCK
PLUGGABLE SOCKET,FEED-THROUGH HEADER

dwg no: VZxx30x000J0G — sheet 1 of 1 — size A4

type: CUSTOMER Drawing

form: A4mmXLc

PDS: Rev :A STATUS:Released Printed: Jul 01, 2014