



TT-ST-M-2-PE-24DC

Order No.: 2858904



<http://eshop.phoenixcontact.de/phoenix/treeViewClick.do?UID=2858904>

TERMITRAB, spring-cage modular terminal block with integrated surge protection and disconnect knives, for assembly on NS 35/7.5, voltage U_N 24 V DC, terminal width: 6.2 mm, cover width: 2.2 mm

Commercial data	
GTIN (EAN)	 4 017918 938024
sales group	J301
Pack	10 pcs.
Customs tariff	85363030
Catalog page information	Page 102 (TT-2009)

Product notes

WEEE/RoHS-compliant since:
06/28/2006



<http://www.download.phoenixcontact.com>
Please note that the data given here has been taken from the online catalog. For comprehensive information and data, please refer to the user documentation. The General Terms and Conditions of Use apply to Internet downloads.

Technical data	
General	
Housing material	PA 6.6
Inflammability class acc. to UL 94	V2
Color	black

Standards for air and creepage distances	VDE 0110-1
	IEC 60664-1: 1992-10
Surge voltage category	III
Pollution degree	2
Total surge current (8/20) μ s	10 kA
Total surge current (10/350) μ s	2 kA
Ambient temperature (operation)	-40 °C ... 85 °C
Mounting type	DIN rail: 35 mm
Design	Double-level terminal block with disconnect knife
Number of positions	2
Degree of protection	IP20
Direction of action	Line-Line & Line-Earth Ground
Width	6.20 mm
Height	63.50 mm
Length	100.00 mm

Protective circuit

IEC category	C1
	C2
	C3
	D1
VDE requirement class	C1
	C2
	C3
	D1
Nominal voltage U_N	24 V DC
Maximum continuous operating voltage U_C	30 V DC
	21 V AC
Maximum continuous voltage U_C (wire-wire)	30 V DC
	21 V AC
Nominal current I_N	350 mA (45°C)
Operating effective current I_C at U_C	$\leq 10 \mu$ A
Ground conductor current I_{PE}	$\leq 2 \mu$ A
Nominal discharge surge current I_n (8/20) μ s (Core-Core)	5 kA
Nominal discharge surge current I_n (8/20) μ s (Core-Earth)	5 kA

Total surge current (8/20) μ s	10 kA
Max. discharge surge current I_{max} (8/20) μ s maximum (Core-Core)	5 kA
Max. discharge surge current I_{max} (8/20) μ s maximum (Core-Earth)	5 kA
Nominal pulse current I_{an} (10/1000) μ s (Core-Core)	100 A
Nominal pulse current I_{an} (10/1000) μ s (Core-Earth)	200 A (in total)
Lightning test current (10/350) μ s, peak value I_{imp}	1 kA (per path)
Output voltage limitation at 1 kV/ μ s (Core-Core) spike	≤ 40 V
Output voltage limitation at 1 kV/ μ s (Core-Earth) spike	≤ 600 V
Output voltage limitation at 1 kV/ μ s (Core-Core) static	≤ 40 V
Output voltage limitation at 1 kV/ μ s (Core-Earth) static	≤ 600 V
Residual voltage at I_{n1} (conductor-conductor)	≤ 40 V
Protection level U_p (Core-Core)	≤ 60 V (C2 (10 kV/5 kA))
	≤ 40 V (stat.)
Protection level U_p (Core-Earth)	≤ 600 V (C2 (10 kV/5 kA))
Response time t_A (Core-Core)	≤ 1 ns
Response time t_A (Core-Earth)	≤ 100 ns
Input attenuation aE, sym.	1 dB (< 400 kHz)
Cut-off frequency f_g (3 dB), sym. in 50 Ohm system	3 MHz
Cut-off frequency f_g (3 dB), sym. in 150 Ohm system	1 MHz
Capacity (Core-Core)	4 nF
Capacity (Core-Earth)	2 pF
Resistance in series	6.6 Ω ± 20 % (per path)
	6.6 Ω
Max. required back-up fuse	370 mA
Surge carrying capacity in acc. with IEC 61643-21 (Core-Core)	C2 (10 kV/5 kA)
Surge carrying capacity in acc. with IEC 61643-21 (Core-Earth)	C2 (10 kV/5 kA)
	D1 (1 kA)

Connection data

Type of connection	Spring-cage connection
Connection type IN	Spring-cage
Connection type OUT	Spring-cage
Conductor cross section stranded min.	0.5 mm ²
Conductor cross section stranded max.	2.5 mm ²
Conductor cross section solid min.	0.5 mm ²
Conductor cross section solid max.	4 mm ²
Conductor cross section AWG/kcmil min.	24
Conductor cross section AWG/kcmil max	12

Connection, protective circuit

Standards/regulations	IEC 61643-21
-----------------------	--------------

Certificates / Approvals



Certification GOST

Accessories

Item	Designation	Description
General		
2858894	TT-D-STTCO-BK	End cover for TERMITRAB TT-ST-..., width: 2.2 mm, color: Black
Marking		
1051993	B-STIFT	Marker pen, for manual labeling of unprinted Zack strips, smear-proof and waterproof, line thickness 0.5 mm
0808749	ZBF 6,LGS:FORTL.ZAHLEN	Zack marker strip, flat, printed horizontally: 10-section, with the numbers 1 - 10, 11 - 20, and so on up to 91 - 100, color: white
0808736	ZBF 6/WH-100:UNBEDRUCKT	Zack strip, flat, unprinted: 10-section, for individual labeling with M-PEN or ZBF-T, large batch, sufficient for labeling 1000 terminal blocks, color: white
0808710	ZBF 6:UNBEDRUCKT	Zack strip, flat, unprinted: 10-section, for individual labeling with M-PEN or ZBF-T, sufficient for 100 terminal blocks, color: white

Additional products

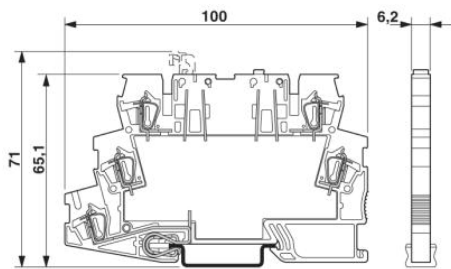
Item	Designation	Description
------	-------------	-------------

General

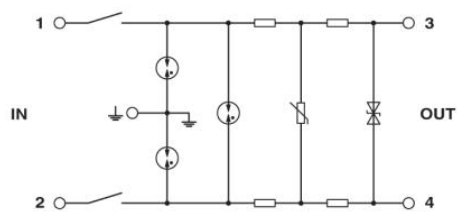
2858894	TT-D-STTCO-BK	End cover for TERMITRAB TT-ST-..., width: 2.2 mm, color: Black
---------	---------------	--

Diagrams/Drawings

Dimensioned drawing



Circuit diagram



Address

PHOENIX CONTACT Deutschland GmbH
Flachmarktstr. 8
32825 Blomberg, Germany
Phone +49 5235 3 12000
Fax +49 5235 3 41200
<http://www.phoenixcontact.de>



© 2011 Phoenix Contact
Technical modifications reserved;