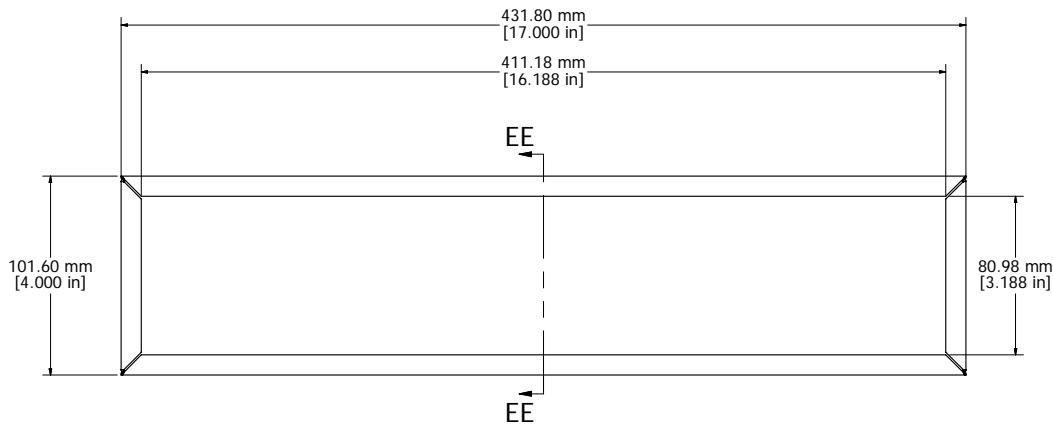
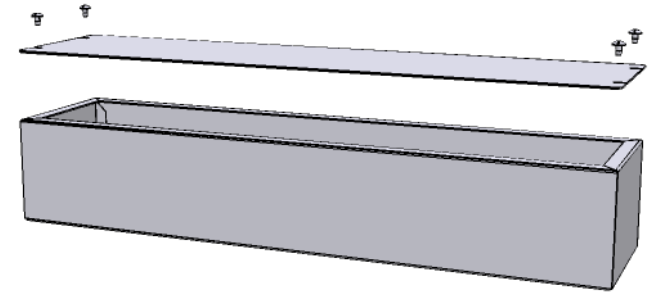

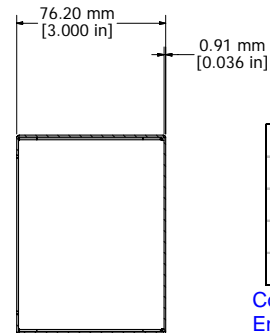


1431-20 OR 1431-20BK3 - VIEW FROM TOP (SOLD SEPERATELY)



1441-20 OR 1441-20BK3 - VIEW FROM TOP (SOLD SEPERATELY)



SECTION EE-EE

- CHASIS - 0.036" 20 GAUGE STEEL - ASA 61 GREY - 1441-20
- COVER - 0.036" 20 GAUGE STEEL - ASA 61 GREY - 1431-20
- CHASIS - 0.036" 20 GAUGE STEEL - BLACK - 1441-20BK3
- COVER - 0.036" 20 GAUGE STEEL - BLACK - 1431-20BK3
- SCREWS (6-32 x 1/4 SHEET METAL SCREWS) (SOLD SEPERATELY) - 1421J6

Contact Factory [mjm@hammondmfg.com](mailto:mjm@hammondmfg.com) for quotes  
 Enclosures can be Factory Modified ( Milling, Drilling, Printing etc. )  
 Solid models of this enclosure available in STEP or IGES.



**HAMMOND  
 MANUFACTURING™**

**1441-20**

[www.hammondmfg.com](http://www.hammondmfg.com)