

3M™ Polarized Boardmount Socket

.100" × .100" Centerbump Polarization with Right Angle Solder Tails

5100 Series



- Centerbump polarization
- Mates with standard low profile shrouded headers
- Part number on each piece
- Optional keying plug
- RoHS Compliant. See the Regulatory Information Appendix (RIA) in the “RoHS Compliance” section of www.3Mconnectors.com for compliance information (RIA E1 and C1 apply).

Date Modified: October 14, 2013

TS0414-D
Sheet 1 of 2

Physical

Insulation:

Material: Glass Filled Polyester (PBT)

Flammability: UL 94V-0

Color: Gray

Contact:

Material: Copper Alloy

Plating:

Underplating: 2 μm [79 μ''] Nickel

Wiping Area: 0.3 μm [12 μ''] Gold

Solder Tails: Gold Flash

Marking: 3M Logo, Part Identification Number and Orientation Triangle

Electrical

Current Rating: 1 A

Insulation Resistance: $> 1 \times 10^9 \Omega$ at 500 V_{DC}

Withstanding Voltage: 1,000 V_{RMS} at Sea Level

Environmental

Temperature Rating: -55°C to +105°C

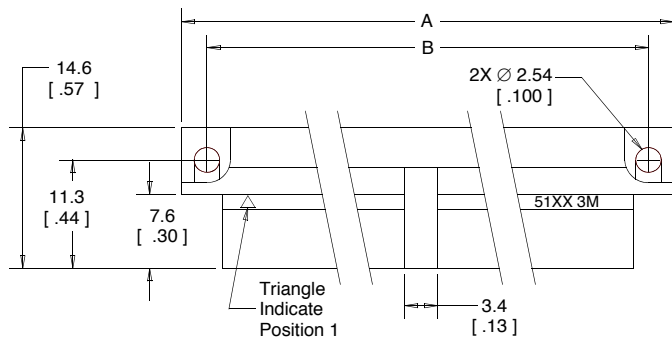
Process Rating: Maximum insulator temperature 191°C (Solder Wave Process Only)

UL File No.: E68080

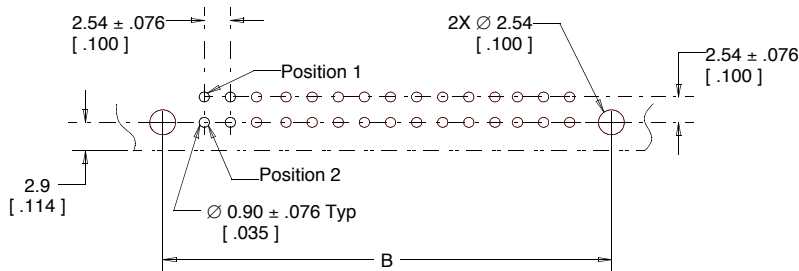
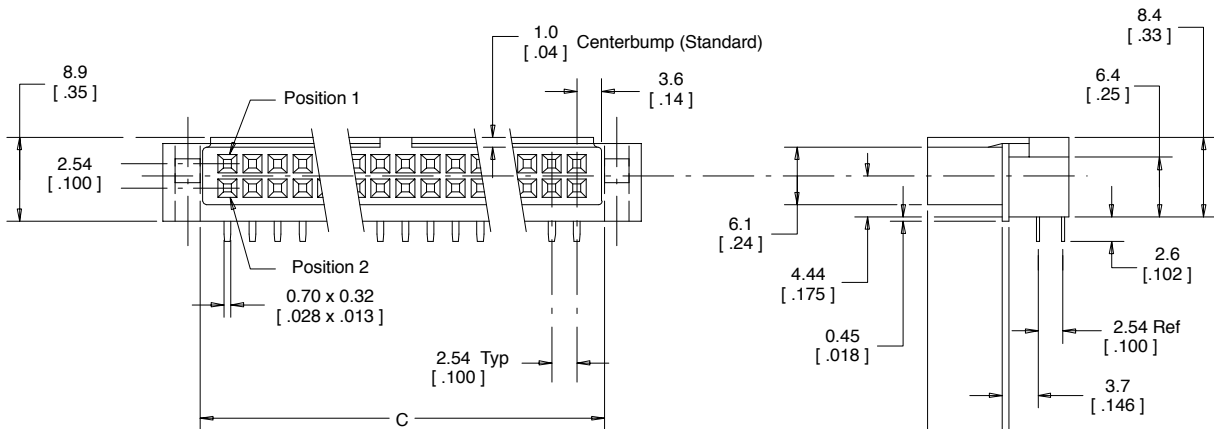
3M™ Polarized Boardmount Socket

.100" × .100" Centerbump Polarization with Right Angle Solder Tails

5100 Series



Contact Quantity	Dimensions		
	A	B	C
10	25.4 [1.00]	20.3 [0.80]	17.3 [0.68]
20	38.1 [1.50]	33.0 [1.30]	30.0 [1.18]
26	45.7 [1.80]	40.6 [1.60]	37.6 [1.48]
30	50.8 [2.00]	45.7 [1.80]	42.7 [1.68]
34	55.9 [2.20]	50.8 [2.00]	47.7 [1.88]
40	63.5 [2.50]	58.4 [2.30]	55.4 [2.18]
50	76.2 [3.00]	71.1 [2.80]	68.1 [2.68]
60	88.9 [3.50]	83.8 [3.30]	80.8 [3.18]
64	93.9 [3.70]	88.9 [3.50]	85.8 [3.38]



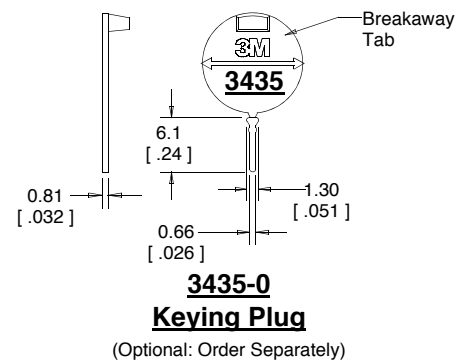
Recommended Mounting Hole Pattern
(Shown for top side of PC board)

mm (Inch)			
Tolerance Unless Noted			
	.0	.00	.000
mm	±.3	±.15	

[] Dimensions for Reference only

Note:

1. Recommended to be mated to the 2.54 [.100] × 2.54 [.100] low profile header and the 4600 series plug connector. note the ejector latches cannot be used with the 4600 series



Ordering Information

Sockets
51XX-B7A2PL RIA (E1 & C1 Apply)

Contact Quantity: _____
See Table

TS-0414-D
Sheet 2 of 2

3M is a trademark of 3M Company.

Important Notice

All statements, technical information, and recommendations related to 3M's products are based on information believed to be reliable, but the accuracy or completeness is not guaranteed. Before using this product, you must evaluate it and determine if it is suitable for your intended application. You assume all risks and liability associated with such use. Any statements related to the product which are not contained in 3M's current publications, or any contrary statements contained on your purchase order shall have no force or effect unless expressly agreed upon, in writing, by an authorized officer of 3M.

Warranty; Limited Remedy; Limited Liability.

This product will be free from defects in material and manufacture for a period of one (1) year from the time of purchase. **3M MAKES NO OTHER WARRANTIES INCLUDING, BUT NOT LIMITED TO, ANY IMPLIED WARRANTY OF MERCHANTABILITY OR FITNESS FOR A PARTICULAR PURPOSE.** If this product is defective within the warranty period stated above, your exclusive remedy shall be, at 3M's option, to replace or repair the 3M product or refund the purchase price of the 3M product. **Except where prohibited by law, 3M will not be liable for any indirect, special, incidental or consequential loss or damage arising from this 3M product, regardless of the legal theory asserted.**



3M Electronics Solutions Division

6801 River Place Blvd.
Austin, TX 78726-9000
U.S.A.
1-800-225-5373
www.3Mconnectors.com

Please recycle. Printed in USA.
© 3M 2013. All rights reserved.
RIA-2217B-E