

THIS IS ISSUED IN STRICT CONFIDENCE THAT IT IS NOT USED AS A BASIS FOR MANUFACTURE OR SALE AND THAT IT IS NOT COPIED, REPRINTED OR DISCLOSED TO A THIRD PARTY EITHER WHOLLY OR IN PART WITHOUT THE PRIOR WRITTEN CONSENT OF CAL TEST ELECTRONICS, INC.

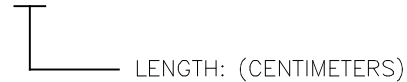
NOTES:

- BNC MALE TO BNC MALE CABLE ASSEMBLY ON RG58C/U COAXIAL CABLE, 50 Ω w/MOLDED BEND RELIEF BOOTS.
- SPECIFICATIONS:
 CONNECTOR:
 BNC MALE CRIMP, 50 Ω IMPEDANCE PER MIL-C-39012.
 BODY: BRASS, NICKEL PLATED.
 DIELECTRIC: POM.
 CENTER CONTACT: BRASS, GOLD PLATED.
 CABLE:
 RG58C/U PER MIL-C-17.
 IMPEDANCE: 50 Ω.
 JACKET: PVC, BLACK, Ø 4.95 (Ø .195) O.D., NON-CONTAMINATING.
 CENTER CONDUCTOR: 19/.89 (.035) STRANDED COPPER, TIN PLATED.
 DIELECTRIC: PE.
 SHIELD MATERIAL: (1) COPPER BRAID, 95%, TIN PLATED.
 VELOCITY OF PROPAGATION: 66%.
 CAPACITANCE: 101.1 pF/m, (30.8 pF/ft).
 BEND-RELIEF BOOT:
 PVC, BLACK. (MOLDED TO CABLE AND CONNECTOR).
- RATINGS (ASSEMBLY):
 VOLTAGE: 500 Vrms.
 FREQUENCY: DC to 1 GHz.
 IMPEDANCE: 50 Ω.
 VSWR MAX.:
 1.20:1 - DC to 400 MHz.
 1.65:1 - 400 MHz to 1 GHz.
 INSERTION LOSS (TYP.): 0.9 dB/m @ 1 GHz.
 TEMPERATURE: 0°C TO +80°C.
- STANDARD PACKAGING: 5 PCS. PER PACK (LENGTH).
- RoHS 2 COMPLIANT.

REVISIONS			
REV.	DESCRIPTIONS	DATE	APPROVED
—	CLASS A RELEASED	10/24/02	
A	ADDED NOTE 4; UPDATED SHEET 2 WITH MILLIMETER DIMENSIONS.	5/26/15	
B	UPDATED TO METRIC FORMAT; VSWR MAX. WAS 1.2:1 - 1 GHZ; NOTE 2, ADDITIONAL CABLE SPECS., ADDED NOTE 5.	5/21/18	

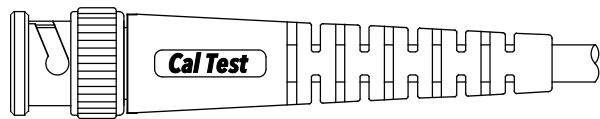
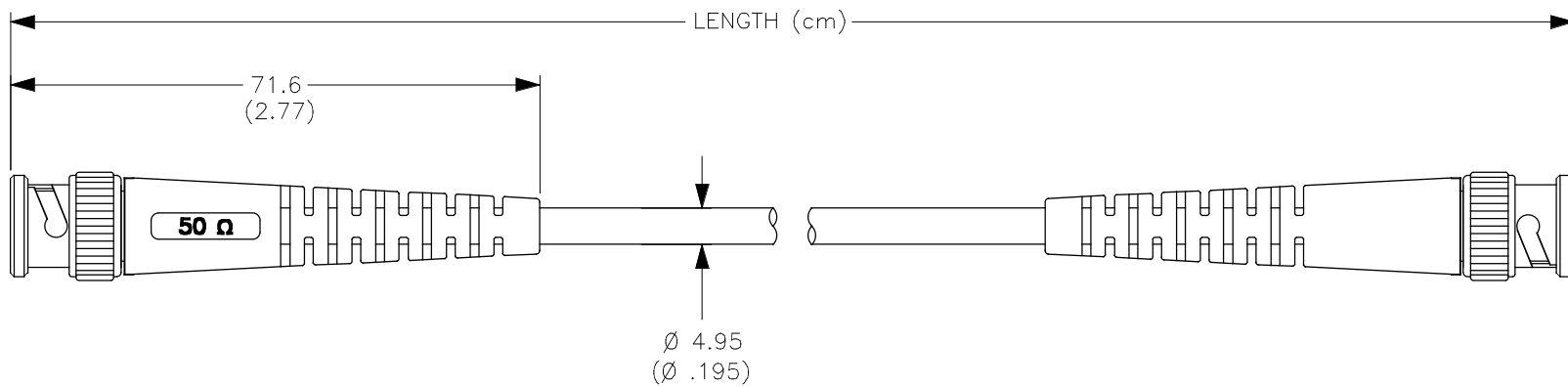
MODEL NUMBER

CT2942-L



<h1>METRIC</h1>	UNLESS OTHERWISE SPECIFIED DIMENSIONS ARE IN MILLIMETERS TOLERANCES ARE: DECIMALS ANGLE .X ± 0.8 ± 2° .XX ± 0.25	CONTRACT NO.		Cal Test Electronics 22820 Savi Ranch Parkway Yorba Linda, CA 92887-4610		
	DO NOT SCALE DRAWING	APPROVALS	DATE	CABLE ASSEMBLY, BNC MALE TO BNC MALE, RG58C/U, 50 Ω		
MATERIAL	DRAWN	10/20/02	TITLE			
THIRD ANGLE PROJECTION	FINISH	CHECKED	SIZE			REV.
		ENGR.	A		43F45	B
		DESIGN ACTIVITY	CAGE CODE		P294200	DWG. NO.
			SCALE		NONE	SHEET 1 OF 2

THIS IS ISSUED IN STRICT CONFIDENCE THAT IT IS NOT USED AS A BASIS FOR MANUFACTURE OR SALE AND THAT IT IS NOT COPIED, REPRINTED OR DISCLOSED TO A THIRD PARTY EITHER WHOLLY OR IN PART WITHOUT THE PRIOR WRITTEN CONSENT OF CAL TEST ELECTRONICS, INC.



BOOT BODY
ROTATED 180°

DRAWN		WDH	10/20/02	SIZE A	CAGE CODE 43F45	DWG. NO. P294200	REV. B
CHECKED				SCALE 1:1		SHEET 2 OF 2	