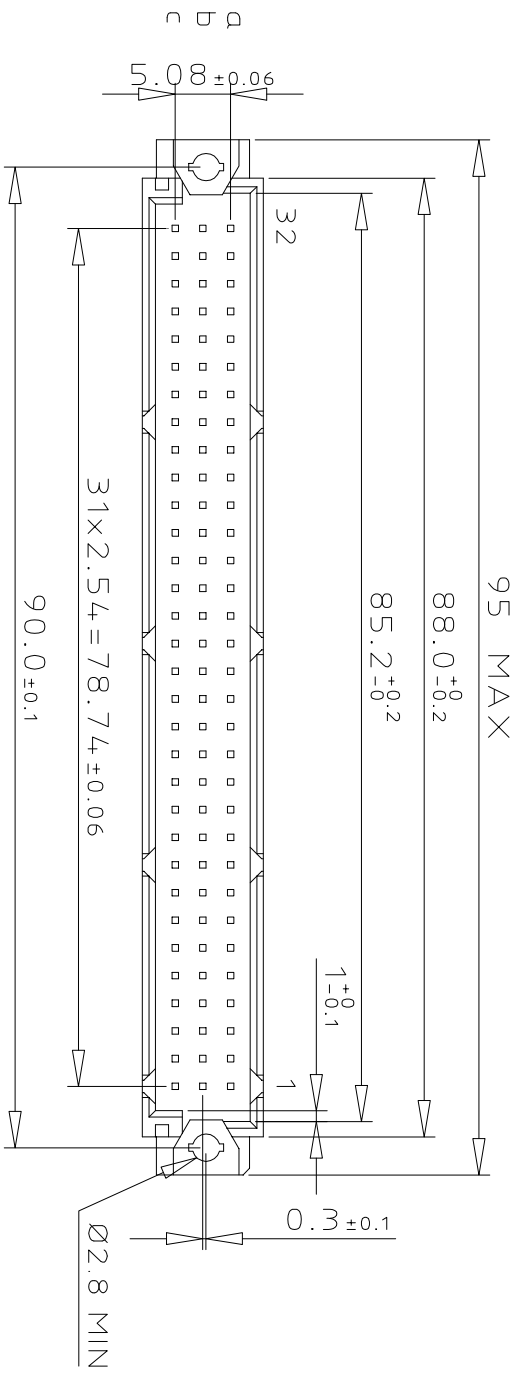
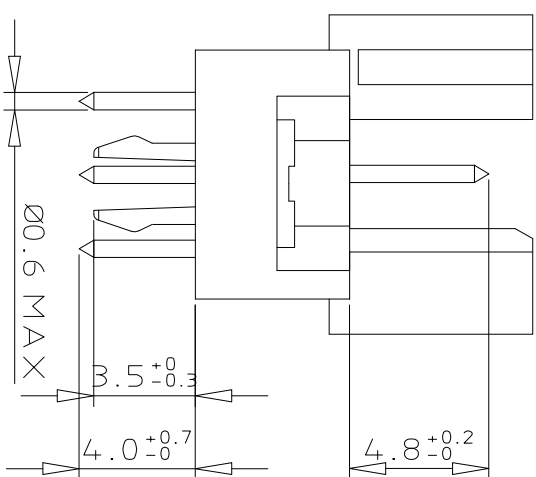


DIMENSIONS

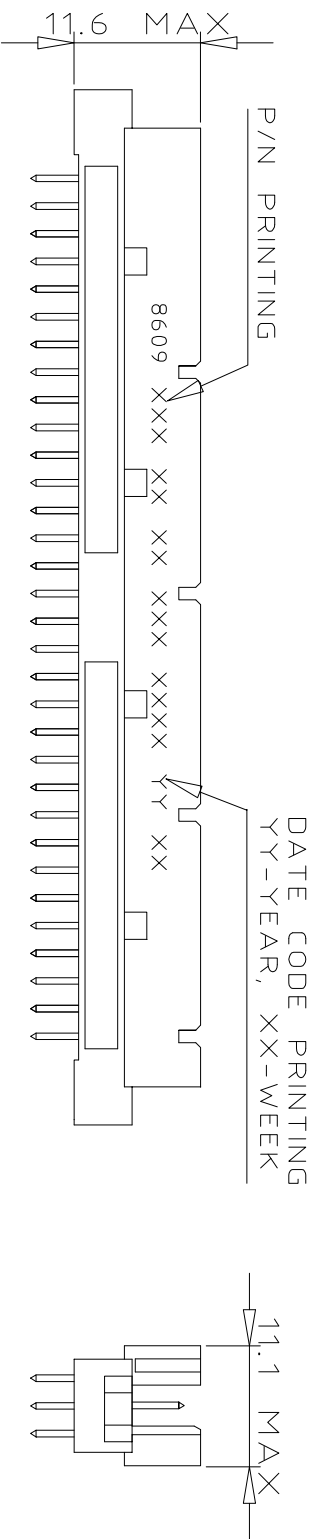


TERMINATION

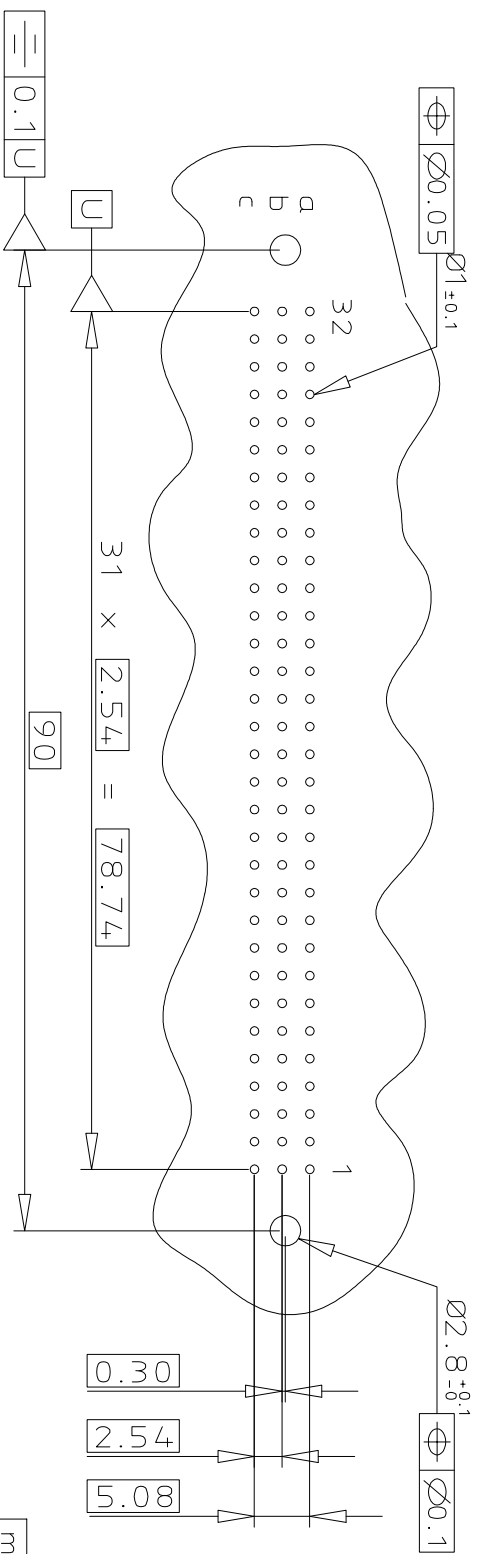


ORDERING INFORMATION

SERIES	8609	3	96	7	8	14	7	4	5	ELF
ROWS FITTED WITH CONTACTS										
Row a	b	c								
Row a - c										
NO. OF CONTACTS										
TYPE OF INSULATOR										
3 ROW MALE INSULATOR										
METHOD OF MOUNTING										
REVERSE MOUNTING - STYLE R										
TERMINATION										
STRAIGHT SPILL										
OPTIONS										
NO. OPTION WITH HARPOONS										
PERFORMANCE CLASS										
DIN 41612 CLASS 3										
DIN 41612 CLASS 2										
DIN 41612 CLASS 1										
AS PER MIL C 55302 / JSS 50808										
PITCH PER ROW										
2.54 mm										
LEAD FREE VERSION										



PCB LAYOUT



GENERAL CHARACTERISTICS & ROHS INFO

REFER DRAWING C-8609-0000A

mat'l. code SEE DWG C-8609-0000A	surface ISO 1302	tolerance ISO 406 ISO 1101	projection mm	product family 8609
tr	ecn no	dr	ddte	angles
A	104-0063	MINI	2004-09-17	0.X
B	105-0089	MINI	2005-05-19	0.XX
C	105-0174	MINI	2005-09-27	0.XXX
D	106-0061	MINI	2006-05-31	dr
E	108-0142	KR	2008-10-17	engr
F	108-0146	KR	2008-10-21	chr
sheet index	revision	sheet	1	1



title
 DIN REVERSE HEADER
 DIN 41612 STYLE R

dwg no
 C-8609-2004

sheet 1 of 1 size
 A3

type Product Customer Drawing