

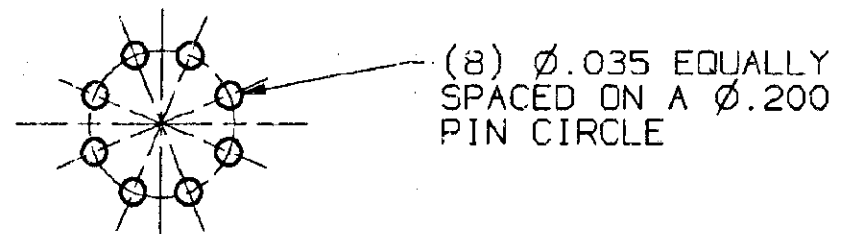
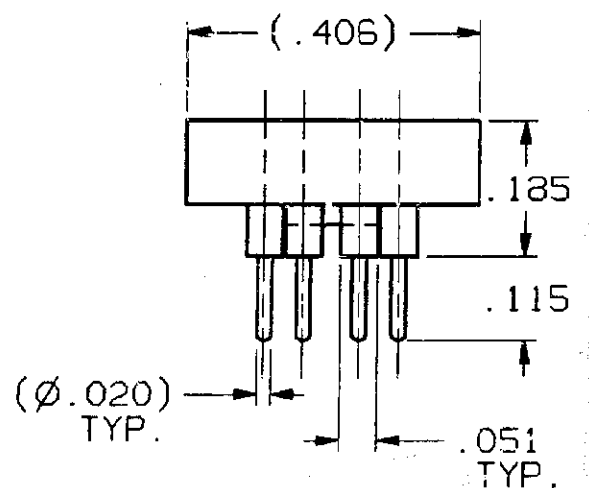
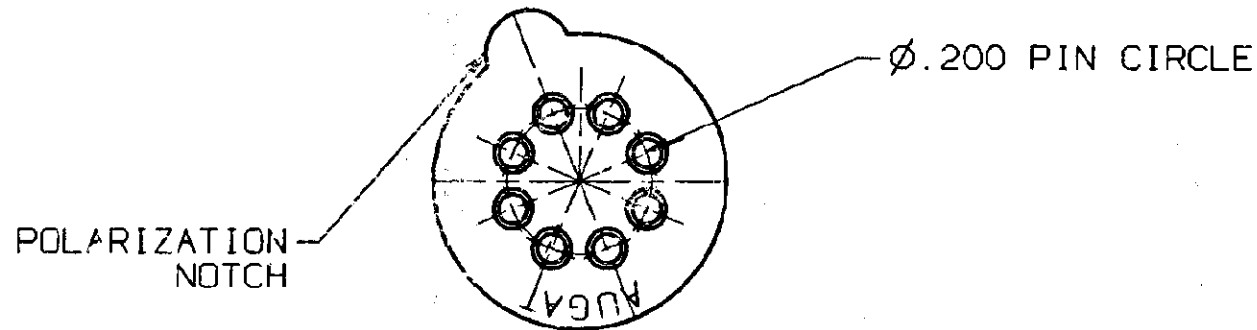
4

3

2

1

CONVERSION CHART	
INCH	MM
.002	0.05
.010	0.25
.016	0.40
.020	0.51
.020	0.51
.035	0.88
.051	1.30
.115	2.92
.185	4.70
.200	5.08
.406	10.31



RECOMMENDED HOLE LAYOUT
TOLERANCE: ±.002
UNLESS OTHERWISE NOTED

SPECIFICATIONS:

MATERIALS:
INSULATOR: POLYAMIDE (COLOR: GREEN)
SLEEVE: COPPER ALLOY, #G5: GOLD OVER NICKEL PLATE.
#G6: TIN OVER NICKEL PLATE.
CONTACT: COPPER ALLOY, GOLD OVER NICKEL PLATE.

ELECTRICAL:
CONTACT RESISTANCE: 20 MILLIOHMS MAX.
CONTACT RATING: 3 AMPS.
DIELECTRIC WITHSTANDING VOLTAGE: 600 VOLTS.

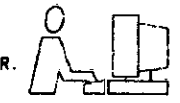
MECHANICAL:
OPERATIONAL TEMPERATURE: -67°F TO +257°F
(-55°C TO +125°C)
WITHDRAWAL FORCE: 14.1g MIN.

NOTES:

1. INTERPRET DRAWING PER ASME Y14.5M-1994.
2. ASSEMBLY WILL ACCEPT Ø.016/.020 LEADS.

OUTLINE DRAWING
SPECIFICATIONS ARE SUBJECT TO CHANGES WITHOUT NOTICE

THIS IS A C.A.D. GENERATED DRAWING.
DO NOT MAKE MANUAL REVISIONS TO MASTER.



REV	0
REVISIONS	INITIAL RELEASE SR #A6572 W. 8/9/95 PP'D: RJS 8-24-95

<p>THIRD ANGLE PROJECTION</p>	UNLESS OTHERWISE SPECIFIED DIMENSIONS ARE IN INCHES DO NOT SCALE PRINT*		ORIGINAL DATE OF DRAWING:	8/9/95
	TOLERANCES (EXCEPT AS NOTED) ANGULAR = ±1° DECIMAL .XX = ± DECIMAL .XXX = ±.010 DECIMAL .XXXX = ±	FILE NAME: 80592G5L	DIRECTORY: ASSY/8000ASSY	DRAWN: K. WIKSTROM
<p>AUGAT CONFIDENTIAL</p> <p>This document contains information which is the exclusive property of Augat Inc. Distribution, reproduction or use by others is not permitted without the expressed written consent of Augat</p>	SEE SPECIFICATIONS		CHECKED:	DATE:
	SEE SPECIFICATIONS		APPROVED: <i>RJS</i>	DATE: 8-24-95
FINISH: SEE SPECIFICATIONS	CODE IDENT. NO. 91506	DWG. SIZE B	DWG. NO. 8059-265 8059-266	

<p>AUGAT INC.</p> <p>452 JOHN DIETSCH BLVD. ATTLEBORO FALLS, MASS. 02763</p>	
<p>TITLE: OUTLINE DRAWING SOCKET 8 PIN PRINTED CIRCUIT</p>	
DWG. NO.	REV.
8059-265 8059-266	0
<p>PRODUCT CODE: 022</p>	