

A B C D E F

REV.	MODIFICATION.	DATE	DRN
01	Sales Drawing	16.5.08	TC
02	CO2010359	27/08/08	SF

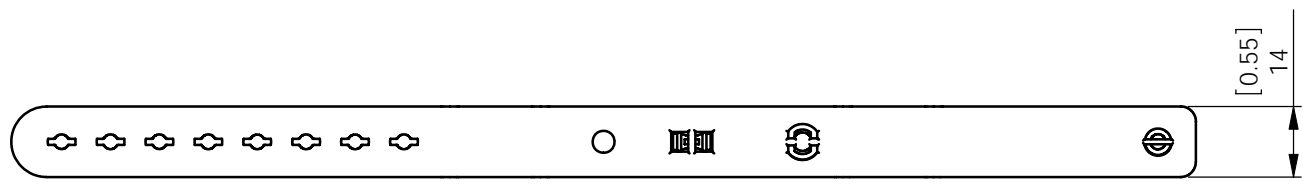


FIG.1

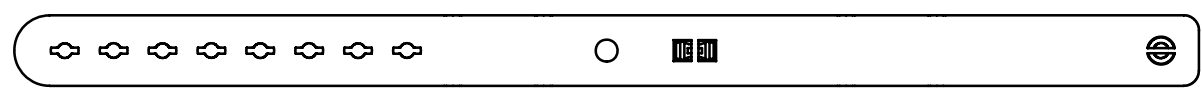
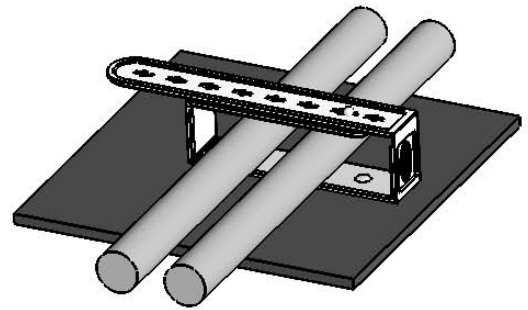
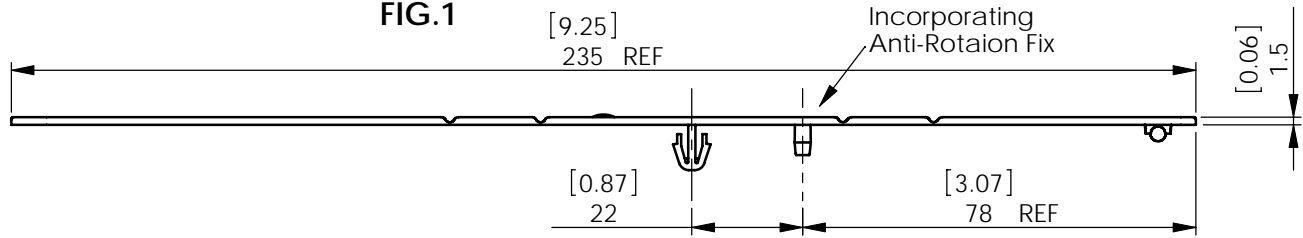
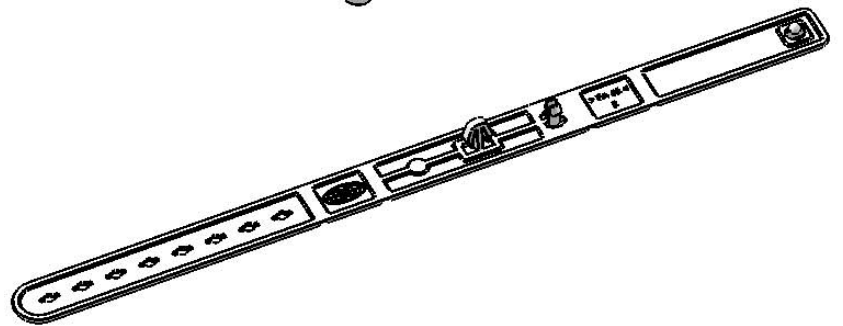
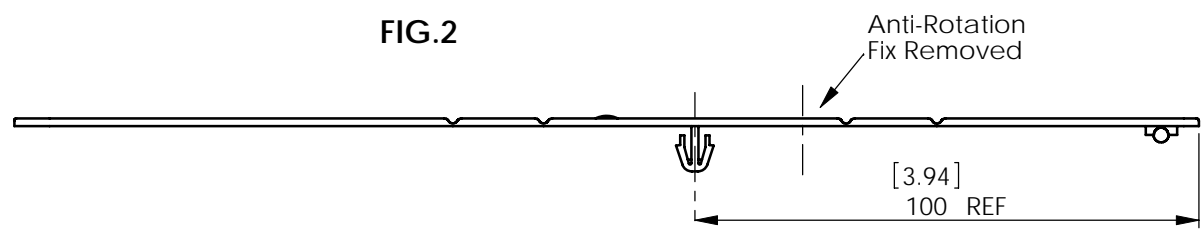
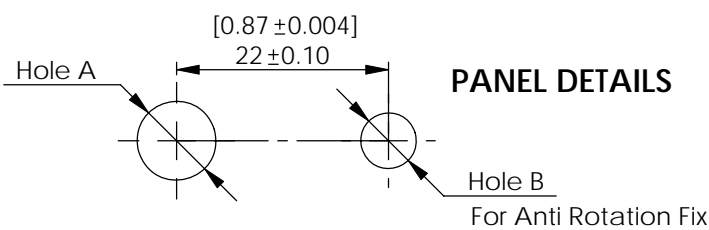


FIG.2



NOTE:
Also available in Black (BK) and Grey (GY)
Add BK or GY to Part Number when Ordering

INFORMATION CONTAINED IN THIS DOCUMENT IS CONFIDENTIAL TO RICHCO INTERNATIONAL Co. Ltd. AND MAY NOT BE DISCLOSED OR REPRODUCED IN WHOLE OR PART WITHOUT THEIR WRITTEN CONSENT.



ALL DIMENSIONS IN mm
GENERAL TOLERANCES ±0.25
UNLESS OTHERWISE STATED
1 DECIMAL PLACE ±0.25
2 DECIMAL PLACES ± 0.10
ANGULAR ±1°

THIRD ANGLE

MATERIAL: **NYLON 66 UL94-V0 (RMS-19)** COLOUR: **NATURAL**

DESCRIPTION: **CABLE MANAGEMENT STRAP** PART No: **SEE TABLE**

DRG No: **08-041** NPR No: **2007-322** Mass:(g) **3.6** SHEET SIZE **A4**

DRN **PH** DATE **17/04/08** CHKD **TC** DATE **17/04/08** SCALE **NTS** SHEET No. **1 OF 1**

Fig	Part No	Panel Hole A	Anti-Rotation Panel Hole B	Panel Thickness	Max Bundle (W x H)
1	CMS-1	∅6 to 6.5[0.236 to 0.256]	∅3.5±0.05 [∅.138±.002]	3±0.2 [.138±.008]	70 [2.76] x 30 [1.12]
2	CMS-2		-		

A B C D E F