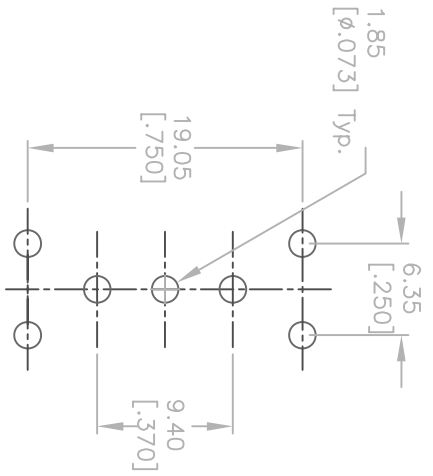
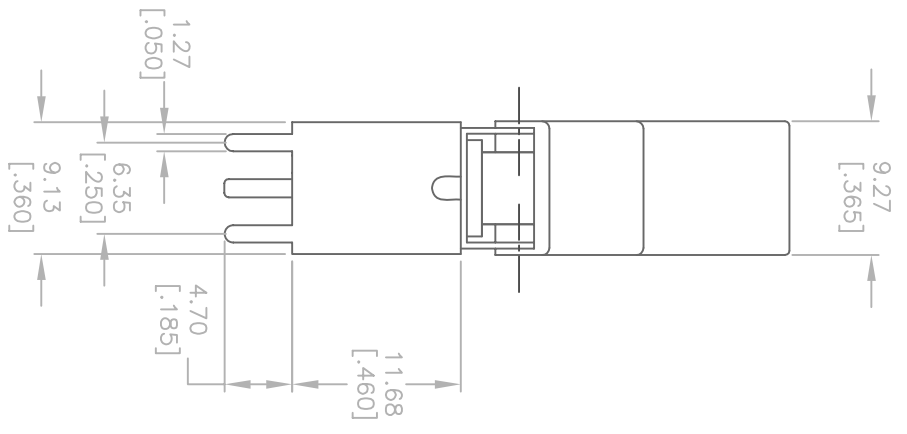
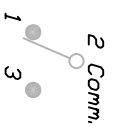


NOTES:

1. ALL DIMENSIONS IN MM [INCH]
2. GENERAL TOLERANCE: 0.0=±0.4
0.00=±0.25
3. TERM. NOS. FOR REF. ONLY
4. CONTACT RATING: 5A, @120VAC or 28VDC; 2A, @250VAC.
5. ELECTRICAL LIFE: 50,000 make-and-break cycles
at full load.
6. INSULATION RESISTANCE: 1,000 M Ohms min.
7. DIELECTRIC STRENGTH: 1,000 V RMS @sea level.
8. OPERATING TEMP.: -30°C to 85°C



RECOMMEND P.C.B. LAYOUT



CIRCUIT: SPDT

CONTACT CONFIGURATION

SWITCH FUNCTION		
POS. 1	POS. 2	POS. 3
DN	NONE	DN
2-3	OPEN	2-1



REV.	ECN No.	DESCRIPTION	DATE	CHKD
A	10603	RELEASED FOR PRODUCTION	4/14/00	MM

TITLE	SCALE	DATE	DR	DWG	REV
300 SP-1 J2 BLK, VS4 Q E	2:1	4/14/00	MM	T311045	A

THE INFORMATION CONTAINED IN THIS DOCUMENT IS PROPRIETARY TO E-SWITCH AND IS NOT TO BE COPIED OR TRANSMITTED