

FUSES

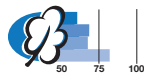
Resettable fuses

PFMD

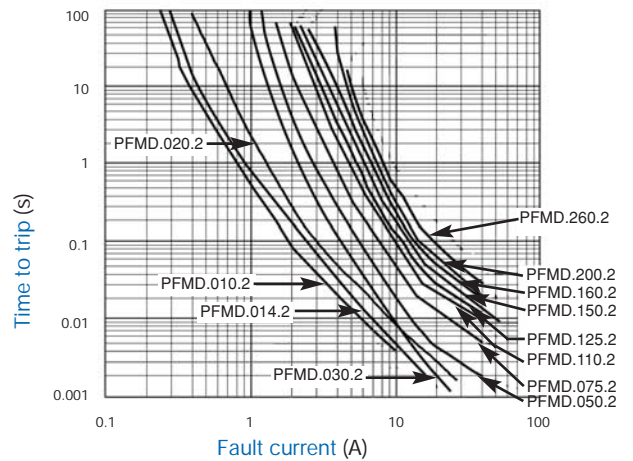
Surface Mount PTC-Fuses Type PFMD

3,4 x 4,7 mm
fast tripping
Packaged per EIA 481-1

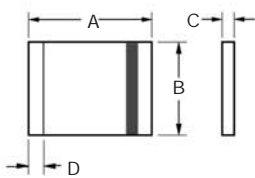
Agency recognition:
UL, CSA, TÜV



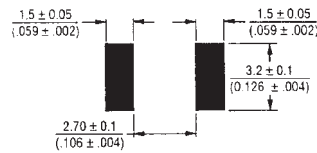
Typical Time to Trip at 23 °C



Dimensions



Solder pad layouts

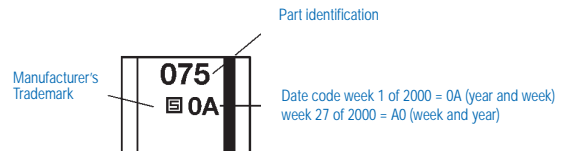


Applications

- Hard disk drives
- PC motherboards
- PC peripherals
- Point-of-sale (POS) equipment
- PCMCIA cards
- General Electronics

Typical Part Marking

Layout may vary



Environmental Characteristics

Operating/Storage Temperature	-40 °C to / bis +85 °C	
Maximum Device Surface Temperature in Tripped State	125 °C	
Passive Aging	+85 °C, 1000 hours	± 5% typ. resist. change
Humidity Aging	+85 °C, 85% R.H. 1000 hours	± 5% typ. resist. change
Thermal Shock	+85 °C to/bis -40 °C, 20 times	± 10% typ. resist. change
Solvent Resistance	MIL-STD-202, Method 215	No change
Vibration	MIL-STD-883C, Method 2007.1, Condition A	No change

Test Procedures And Requirements For Model PFMD Series

Test	Test Conditions	Accept/Reject Criteria
Visual/Mech.	Verify dimensions and materials	Per PF physical description
Resistance	In still air @ 23 °C	$R_{min} \leq R \leq R_{max}$
Time to Trip	At specified current, V_{max} , 23 °C	$T \leq \text{max. time to trip}$ (sec.)
Hold Current	30 min. at I_{hold}	No trip
Trip Cycle Life	V_{max} , I_{max} , 100 cycles	No arcing or burning
Trip Endurance	V_{max} , 48 hours	No arcing or burning

Electrical Characteristics

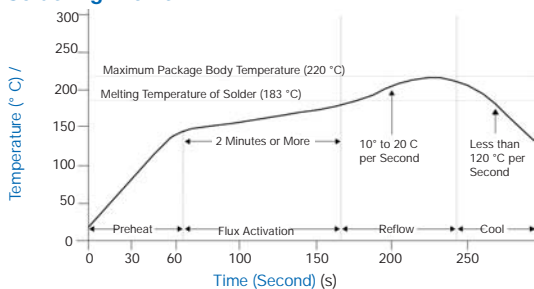
Type	I _{max} A	V _{max} V	I _{hold} Amperes at 23 °C	I _{trip} Amperes at 23 °C	Initial Resistance		1 Hour (R1) Post-Reflow Resistance		Max. Time to trip at 23 °C/8A		Tripped Power Dissipation Watts at 23 °C
					Ohms at 23 °C				Amperes	Seconds	
					R _{min.}	R _{1 max.}	at 23 °C	at 23 °C			
PFMD.010.2	40	60.0	0.10	0.30	0.70	15.00	0.5	1.5	1.0		
PFMD.014.2	40	60.0	0.14	0.34	0.40	6.50	1.5	0.15	1.0		
PFMD.020.2	80	30.0	0.20	0.40	0.40	6.00	6.0	0.06	1.0		
PFMD.030.2	100	30.0	0.30	0.60	0.30	3.00	8.0	0.10	1.2		
PFMD.050.2	100	15.0	0.50	1.00	0.15	1.00	8.0	0.15	1.2		
PFMD.075.2	100	13.2	0.75	1.50	0.11	0.45	8.0	0.20	1.2		
PFMD.075.24.2	100	24.0	0.75	1.50	0.11	0.45	8.0	0.20	1.2		
PFMD.110.2	100	6.0	1.10	2.20	0.04	0.21	8.0	0.30	1.2		
PFMD.110.16.2	100	16.0	1.10	2.20	0.04	0.21	8.0	0.30	1.2		
PFMD.125.2	100	6.0	1.25	2.50	0.035	0.14	8.0	0.4	1.5		
PFMD.150.2	100	6.0	1.50	3.00	0.03	0.12	8.0	0.5	1.5		
PFMD.160.2	100	8.0	1.60	2.80	0.035	0.10	8.0	2.0	1.5		
PFMD.200.2	100	6.0	2.00	4.00	0.020	0.10	8.0	3.0	1.5		
PFMD.260.2	100	6.0	2.60	5.20	0.015	0.08	8.0	5.0	1.5		

Dimensions

Model	A		B		C		D
	min.	max.	min.	max.	min.	max.	min.
PFMD.010.2	4.37 (0.172)	4.73 (0.186)	3.07 (0.121)	3.41 (0.134)	0.56 (0.022)	0.81 (0.032)	0.30 (0.012)
PFMD.014.2	4.37 (0.172)	4.73 (0.186)	3.07 (0.121)	3.41 (0.134)	0.56 (0.022)	0.81 (0.032)	0.30 (0.012)
PFMD.020.2	4.37 (0.172)	4.73 (0.186)	3.07 (0.121)	3.41 (0.134)	0.56 (0.022)	0.81 (0.032)	0.30 (0.012)
PFMD.030.2	4.37 (0.172)	4.73 (0.186)	3.07 (0.121)	3.41 (0.134)	0.56 (0.022)	0.81 (0.032)	0.30 (0.012)
PFMD.050.2	4.37 (0.172)	4.73 (0.186)	3.07 (0.121)	3.41 (0.134)	0.38 (0.015)	0.62 (0.024)	0.30 (0.012)
PFMD.075.2	4.37 (0.172)	4.73 (0.186)	3.07 (0.121)	3.41 (0.134)	0.38 (0.015)	0.62 (0.024)	0.30 (0.012)
PFMD.075.24.2	4.37 (0.172)	4.73 (0.186)	3.07 (0.121)	3.41 (0.134)	0.38 (0.015)	0.62 (0.024)	0.30 (0.012)
PFMD.110.2	4.37 (0.172)	4.73 (0.186)	3.07 (0.121)	3.41 (0.134)	0.38 (0.015)	0.62 (0.024)	0.30 (0.012)
PFMD.110.16.2	4.37 (0.172)	4.73 (0.186)	3.07 (0.121)	3.41 (0.134)	0.38 (0.015)	0.62 (0.024)	0.30 (0.012)
PFMD.125.2	4.37 (0.172)	4.73 (0.186)	3.07 (0.121)	3.41 (0.134)	0.30 (0.012)	0.48 (0.019)	0.30 (0.012)
PFMD.150.2	4.37 (0.172)	4.73 (0.186)	3.07 (0.121)	3.41 (0.134)	0.30 (0.012)	0.48 (0.019)	0.30 (0.012)
PFMD.160.2	4.37 (0.172)	4.73 (0.186)	3.07 (0.121)	3.41 (0.134)	0.30 (0.012)	0.48 (0.019)	0.30 (0.012)
PFMD.200.2	4.37 (0.172)	4.73 (0.186)	3.07 (0.121)	3.41 (0.134)	0.30 (0.012)	0.48 (0.019)	0.30 (0.012)
PFMD.260.2	4.37 (0.172)	4.73 (0.186)	3.07 (0.121)	3.41 (0.134)	0.25 (0.010)	0.48 (0.019)	0.30 (0.012)

Packaging: 2000 pcs. per reel

Soldering Profile



Note PFMD
• models can be wave soldered and reworked.

Dimensions in mm/inches

How To Order

PTC-Fuse / PF MD .xxx .x
 Style MD = 4,5 mm Surface Mount Component
 Hold Current, I_{hold}
 010-260 (0,10 A - 2,60 A)
 Packaging
 Packaged per EIA 481-1
 2 = Tape and reel /

Thermal Derating Chart-I_{hold} / I_{trip} (Amps)

Type	Ambient Operating Temperature								
	-40 °C	-20 °C	0 °C	23 °C	40 °C	50 °C	60 °C	70 °C	85 °C
PFMD.010.2	0.16 / 0.32	0.14 / 0.28	0.12 / 0.24	0.11 / 0.22	0.08 / 0.16	0.07 / 0.14	0.06 / 0.12	0.05 / 0.10	0.03 / 0.06
PFMD.014.2	0.23 / 0.52	0.19 / 0.45	0.17 / 0.40	0.14 / 0.34	0.12 / 0.29	0.10 / 0.25	0.09 / 0.23	0.08 / 0.21	0.06 / 0.16
PFMD.020.2	0.29 / 0.58	0.26 / 0.52	0.23 / 0.46	0.20 / 0.40	0.17 / 0.34	0.15 / 0.30	0.14 / 0.28	0.12 / 0.24	0.10 / 0.20
PFMD.030.2	0.44 / 0.88	0.39 / 0.78	0.35 / 0.70	0.30 / 0.60	0.26 / 0.52	0.23 / 0.46	0.21 / 0.42	0.18 / 0.36	0.15 / 0.30
PFMD.050.2	0.77 / 1.54	0.68 / 1.36	0.59 / 1.18	0.50 / 1.00	0.44 / 0.88	0.40 / 0.80	0.37 / 0.74	0.33 / 0.66	0.29 / 0.58
PFMD.075.2	1.15 / 2.30	1.01 / 2.02	0.88 / 1.76	0.75 / 1.50	0.65 / 1.30	0.60 / 1.20	0.55 / 1.10	0.49 / 0.98	0.43 / 0.86
PFMD.075.24.2	1.11 / 2.22	1.00 / 2.00	0.85 / 1.70	0.75 / 1.50	0.67 / 1.34	0.61 / 1.22	0.52 / 1.06	0.50 / 1.00	0.42 / 0.84
PFMD.110.2	1.59 / 3.18	1.43 / 2.86	1.26 / 2.52	1.10 / 2.20	0.95 / 1.90	0.87 / 1.74	0.80 / 1.60	0.71 / 1.42	0.60 / 1.20
PFMD.110.16.2	1.59 / 3.18	1.43 / 2.86	1.26 / 2.52	1.10 / 2.20	0.95 / 1.90	0.87 / 1.74	0.80 / 1.60	0.71 / 1.42	0.60 / 1.20
PFMD.125.2	1.80 / 3.61	1.63 / 3.25	1.43 / 2.86	1.25 / 2.50	1.08 / 2.16	0.99 / 1.98	0.91 / 1.82	0.81 / 1.62	0.68 / 1.36
PFMD.150.2	2.17 / 4.34	1.95 / 3.90	1.72 / 3.44	1.50 / 3.00	1.30 / 2.59	1.18 / 2.37	1.09 / 2.18	0.97 / 1.94	0.82 / 1.64
PFMD.160.2	2.30 / 5.00	2.20 / 4.40	1.90 / 3.80	1.60 / 2.80	1.45 / 2.90	1.30 / 2.60	1.15 / 2.30	1.03 / 2.06	0.91 / 1.82
PFMD.200.2	3.08 / 6.14	2.71 / 5.39	2.35 / 4.62	2.00 / 4.01	1.80 / 3.61	1.60 / 3.19	1.50 / 2.98	1.07 / 2.12	0.80 / 1.58
PFMD.260.2	4.00 / 7.98	3.52 / 7.01	3.06 / 6.09	2.60 / 5.15	2.34 / 4.64	2.08 / 4.13	1.95 / 3.87	1.39 / 2.74	1.04 / 2.05