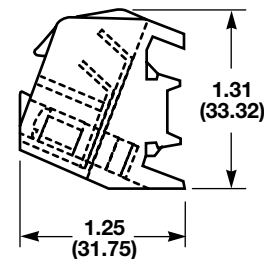
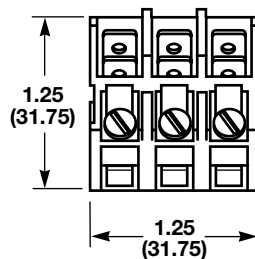


## Quick Connect Terminal Blocks

### NTQ23

#### SPECIFICATIONS:


**Rating:** 40A, 600V  
**Center Spacing:** .390" (9.91 mm)  
**Number Of Poles:** 3  
**Circuits Per Foot:** 28  
**Wire Range:** AWG #8-22 CU  
**Screw Size:** #8-32  
**Mounting Options:** C-rail  
**Marking Tape:** MT12-1/2  
**Torque Rating:** 18 in-lb  
**Operating Temperature:** 105°C



### BNQ21

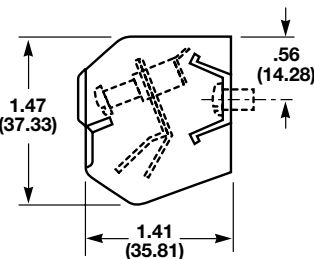
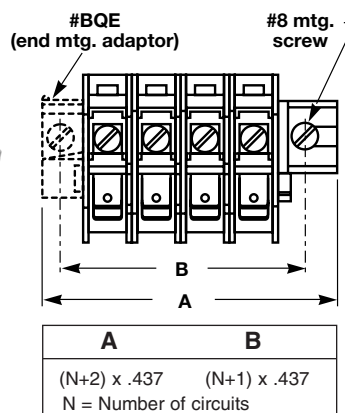
#### SPECIFICATIONS:

**Rating:** 40A, 600V; UL/CSA  
**Center Spacing:** .437" (11.10 mm)  
**Number Of Poles:** 1  
**Circuits Per Foot:** 24  
**Wire Range:** AWG #8-22 CU  
**Screw Size:** #8-32  
**Quick Connects:** .250" x .031"  
**Mounting Options:** Base Mount  
 Stackable; End Piece (Part No. BQE) is required for mounting. Mounting screws recommended every 8 circuits.  
**Torque Rating:** 18 in-lb  
**Operating Temperature:** 105°C



BQE

End Mounting Adapter Required



### BQQ41

#### SPECIFICATIONS:

**Rating:** 30A, 600V; UL/CSA  
**Center Spacing:** .437" (11.10 mm)  
**Number Of Poles:** 1  
**Circuits Per Foot:** 24  
**Wire Range:** For use with quick connect terminals only.  
**Quick Connects:** .250" x .031"  
**Mounting Options:** Base Mount  
 Stackable; End Piece (Part No. BQE) is required for mounting. Mounting screws recommended every 8 circuits.  
**Operating Temperature:** 105°C



BQE

End Mounting Adapter Required

