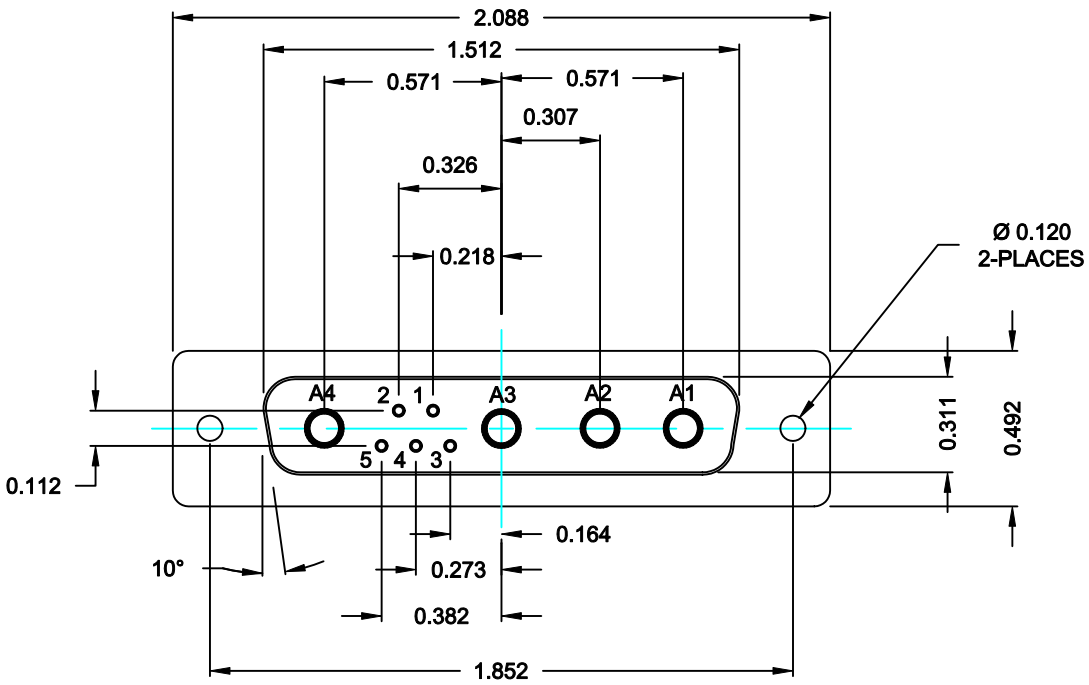


DESCRIPTION: POWER / SIGNAL - SOLDER CUP - FEMALE



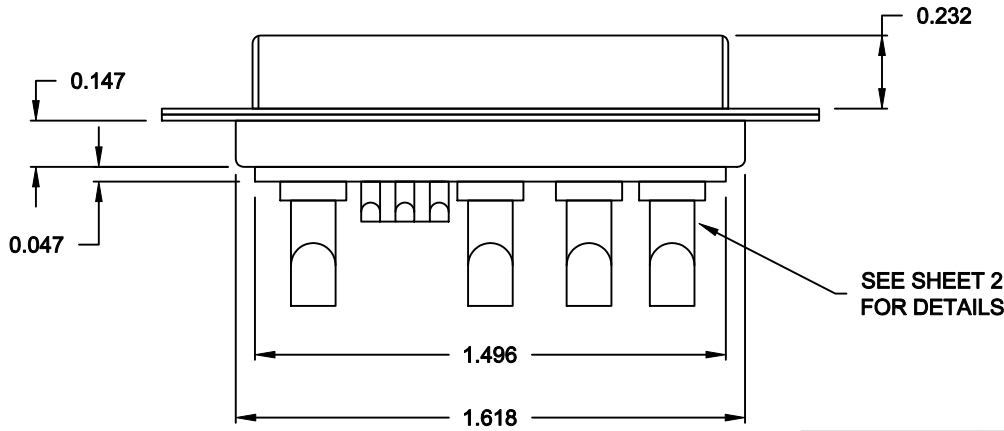
SPECIFICATIONS:

ELECTRICAL:
 INSULATOR RESISTANCE: 5 GOHMS Min.
 DIELECTRIC WITHSTANDING: 1,000VAC r.m.s.
 OPERATING TEMPERATURE: -55° C ~ +155° C
 POWER CONTACT RESISTANCE: 1.0 MillioHMS Max.
 SIGNAL CONTACT RESISTANCE: 2.7 MillioHMS Max.
 POWER PINS: SEE PART NO. BELOW
 SIGNAL PINS: 5 AMPS

MECHANICAL:
 CONTACT INSERTION FORCE: 4.5 Kg Max.
 CONTACT SEPARATOR FORCE: 0.3Kg Min.

MATERIALS:
 CONTACTS: COPPER ALLOY
 INSULATOR: PBT UL94V-0 RATED, BLACK
 230°C PROCESS TEMP.
 SHELL: STEEL
 SEAL: F04 FLEXIBLE ADHESIVE

FINISH:
 SHELL: NICKEL
 CONTACTS: FULL GOLD FLASH



680S9W4203LYY1

20 = 20 AMPS
 40 = 40 AMPS

MEETS IP67 STANDARDS
 (SEE PAGE 2 FOR SEALING DETAILS)

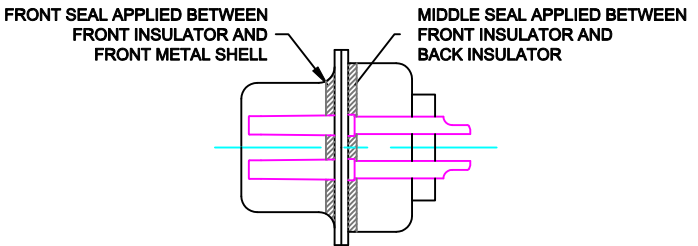
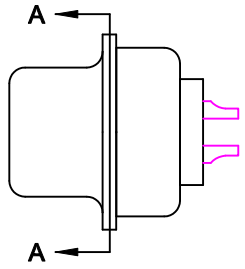
RoHS COMPLIANT



THESE DRAWINGS AND SPECIFICATIONS ARE THE PROPERTY OF NorComp AND SHALL NOT BE REPRODUCED, COPIED OR USED AS THE BASIS FOR THE MANUFACTURE OF SALE OF APPARATUS WITHOUT WRITTEN PERMISSION.

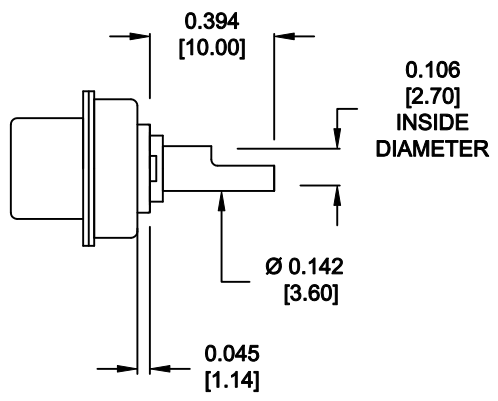
NorComp

DRAWN: M. SIGMON		DATE: 08-06-12	
CHECKED:		DATE:	
SCALE: N.T.S.	SHEET 1 OF 2	REV 0	
DWG NO. 680S9W4203LYY1			

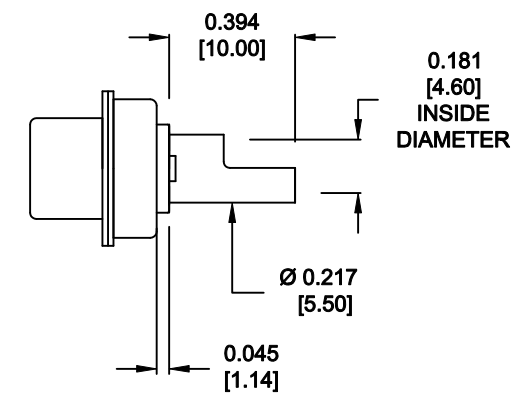


DETAIL A-A
SHOWN FOR REFERENCE ONLY

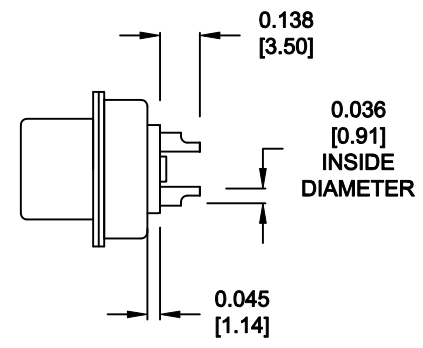
NOTE: SIGNAL AND POWER CONTACTS COME PRE-LOADED INTO INSULATORS



**20 AMP POWER CONTACTS
ACCEPTS UP TO 12 AWG WIRE**



**40 AMP POWER CONTACTS
ACCEPTS UP TO 8 AWG WIRE**



**SIGNAL CONTACTS
ACCEPTS UP TO 20 AWG WIRE**



THESE DRAWINGS AND SPECIFICATIONS ARE THE PROPERTY OF NorComp AND SHALL NOT BE REPRODUCED, COPIED OR USED AS THE BASIS FOR THE MANUFACTURE OF SALE OF APPARATUS WITHOUT WRITTEN PERMISSION.

DRAWN: **M. SIGMON** DATE: **08-06-12**

CHECKED: DATE:

SCALE: **N.T.S.** SHEET **2** OF **2** REV **0**

DWG NO. **680S9W4203LYY1**

RoHS COMPLIANT

NorComp