



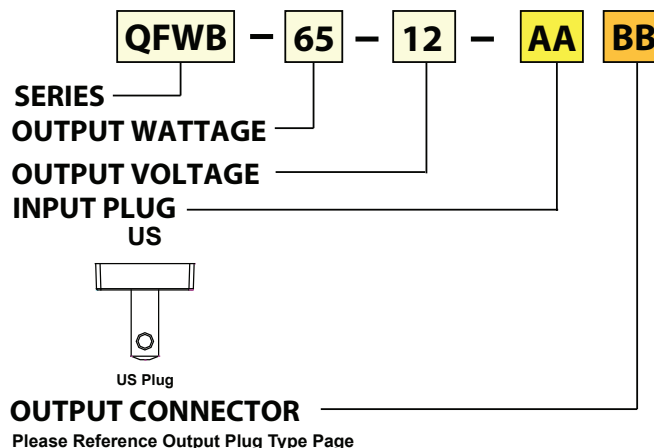
Features:

- Universal AC input/ Full Range
- Energy Efficiency Level VI
- Output Protections: SCP/OCP
- No Load Power Consumption <0.1W
- 1 Year Warranty

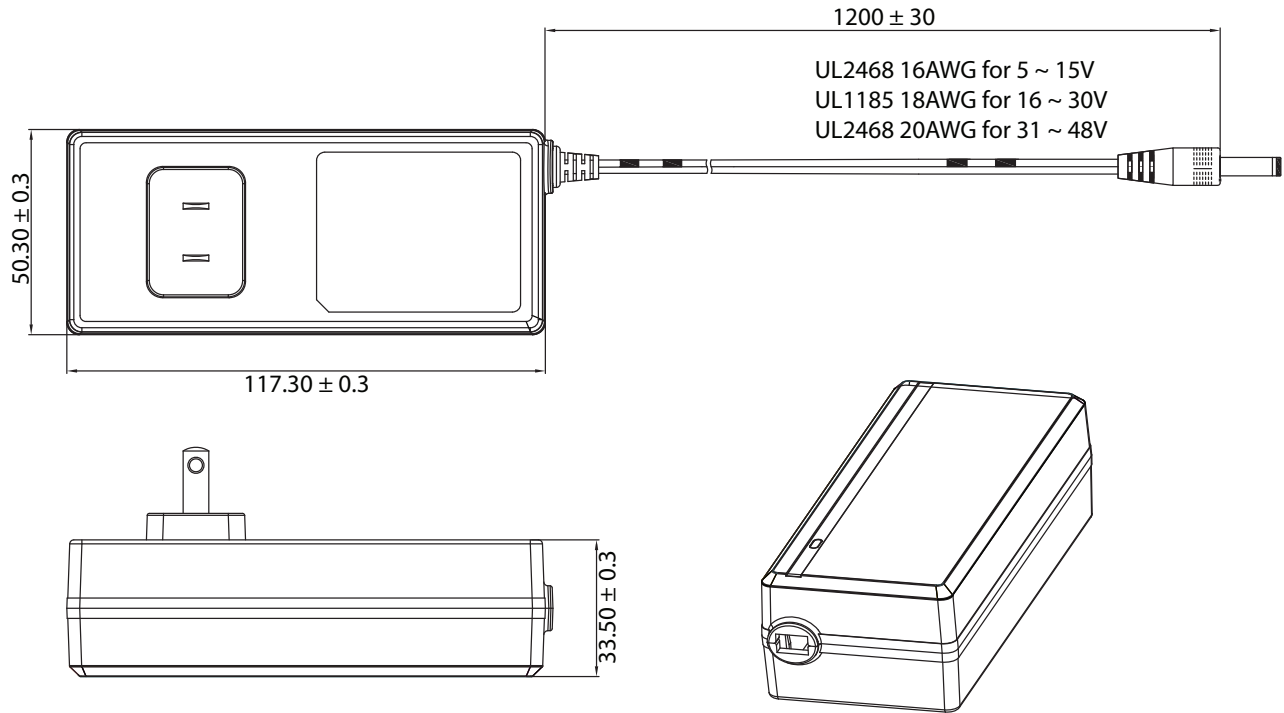


Model	QFWB-65-5	QFWB-65-5.9	QFWB-65-7	QFWB-65-8	QFWB-65-9	QFWB-65-10	QFWB-65-12	QFWB-65-15	QFWB-65-18	QFWB-65-24	QFWB-65-36	QFWB-65-48
Output Characteristics												
DC Output	5V	5.9V	7V	8V	9V	10V	12V	15V	18V	24V	36V	48V
Rated Current	7.00A	7.00A	6.00A	6.00A	6.00A	6.00A	5.00A	4.30A	3.60A	2.70A	1.80A	1.35A
Ripple and Noise	200mV Max											
Load Regulation (Typ.)	±5%											
Turn On Delay	3S Max											
Hold-up Time (Typ.)	10mS @ Rated Load 115VAC, 20mS @ Rated Load 230VAC											
Output Protection	Short Circuit, Over Current											
Ferrite Core	No											
Input Characteristics												
Voltage Range	100VAC~240VAC											
Frequency Range	50Hz-60Hz											
Efficiency	DoE Level VI, Energy Star											
AC Current (max)	1.5A											
Input Protection	Internal Primary Current Fuse, Inrush Limiting											
Leakage Current	0.25mA @ 264VAC/50Hz											
Environmental Characteristics												
Operating Temperature	0°C~40°C											
Operating Relative Humidity	10% RH to 80% RH											
Storage Temperature	-20°C~80°C, 5% RH to 95% RH											
Topology	Switching Flyback											
Dielectric Withstand	3000VAC/10mA Primary-Secondary											
EMI Conduction & Radiation	Compliance to EN55022 Class B, FCC Part 15 Class B											
Harmonic Current	Compliance to EN61000-3-2, 3											
EMS Immunity	Compliance to IEC61000-4-2, 3, 4, 5, 6, 8, 11											
Characteristics												
MTBF	50,000Hrs (25°C, Telecordia SR-332)											
Dimension (LxWxH)	117.3x50.3x33.5mm											
Weight	300g											

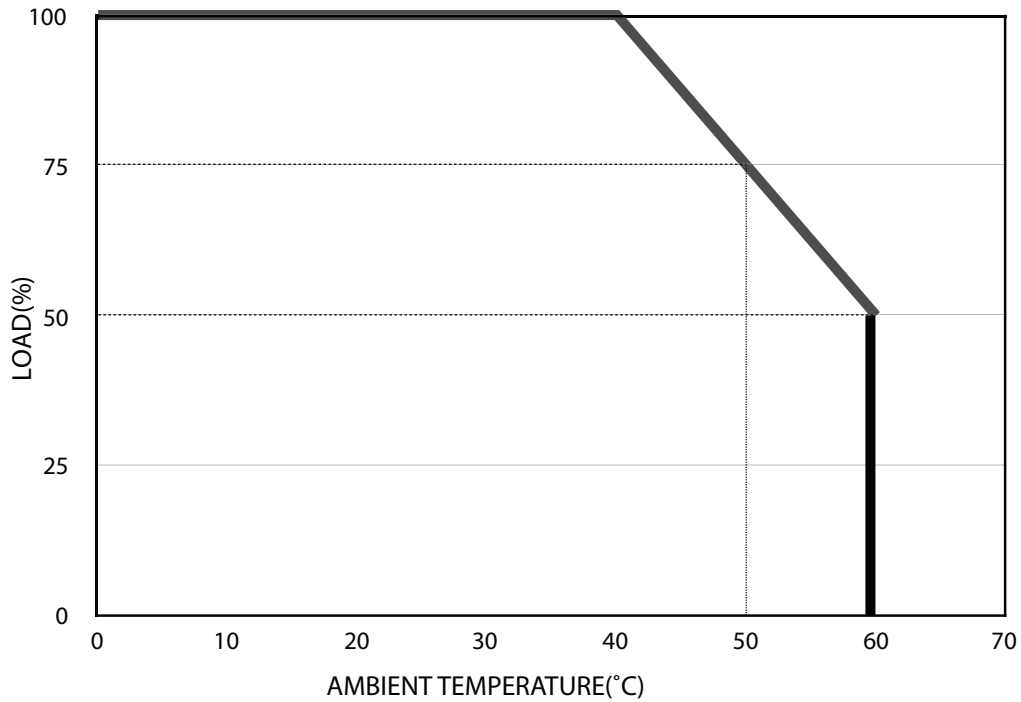
PART NUMBER SYSTEM



MECHANICAL SPECIFICATIONS



DERATING CURVE



UNIT: mm