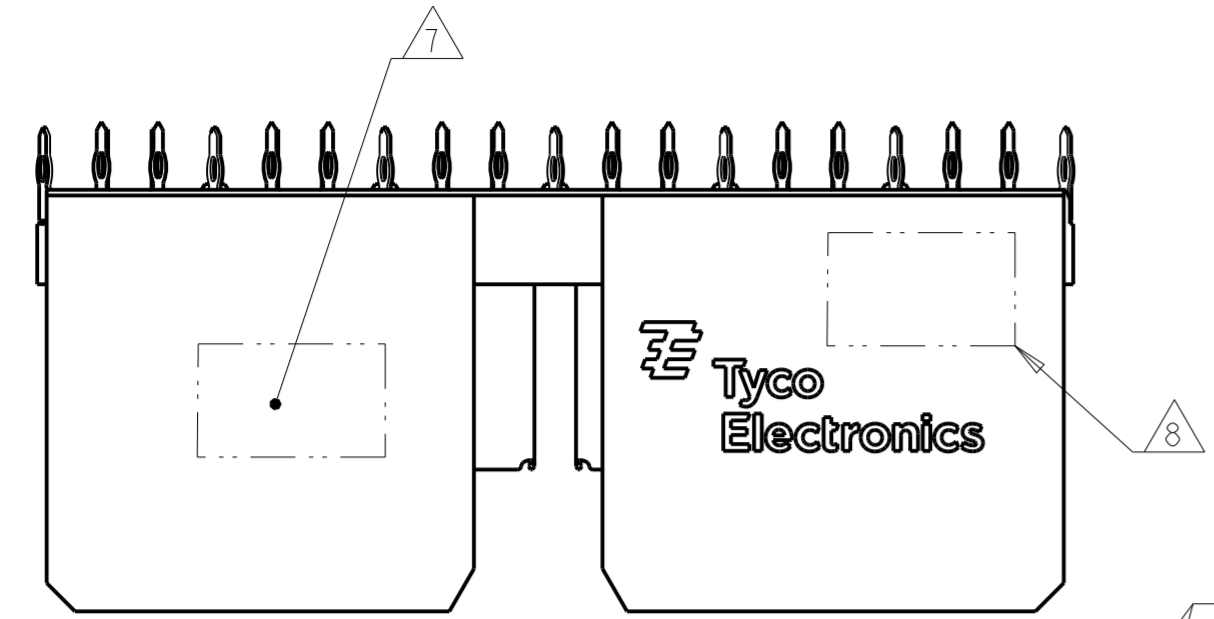
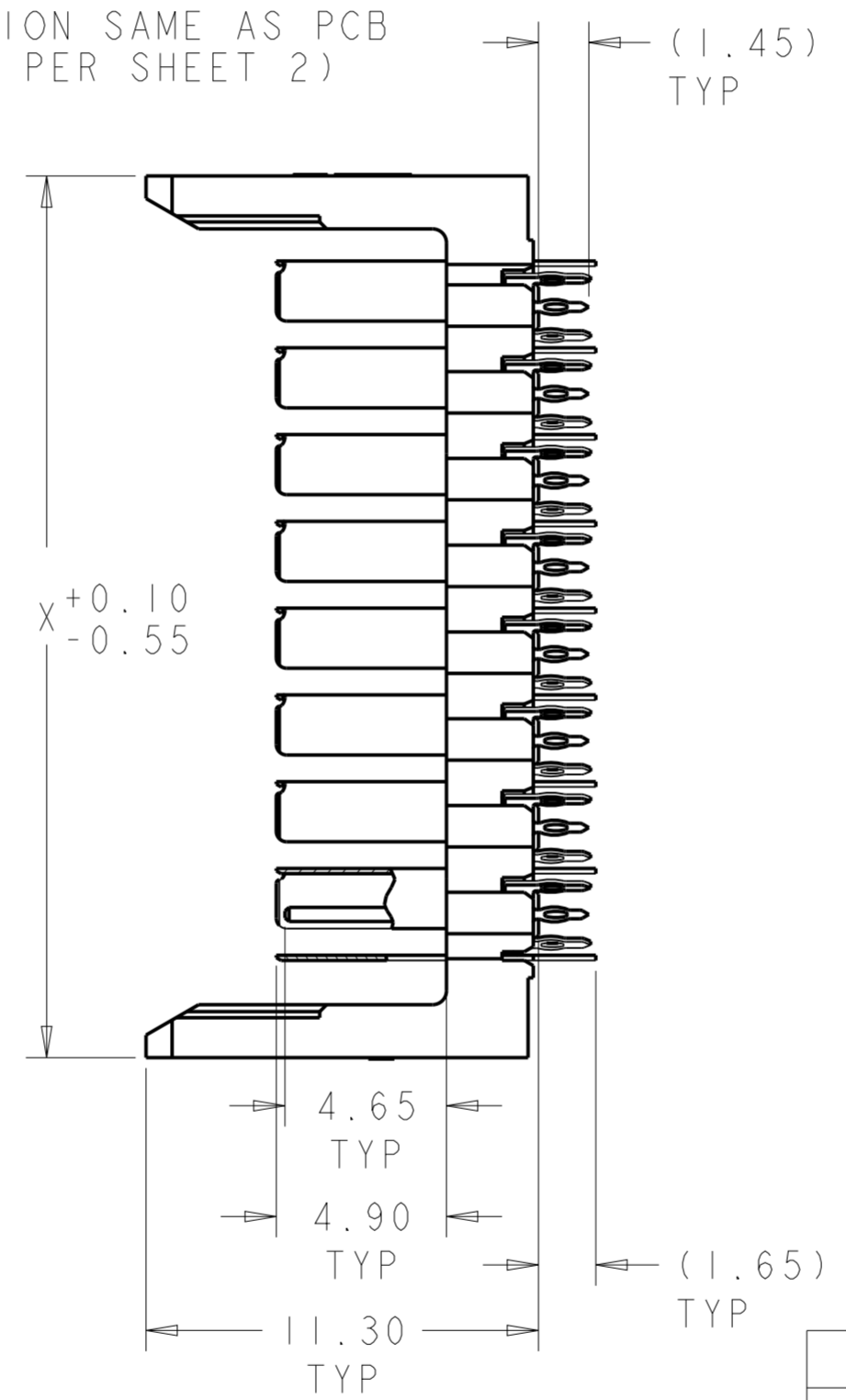
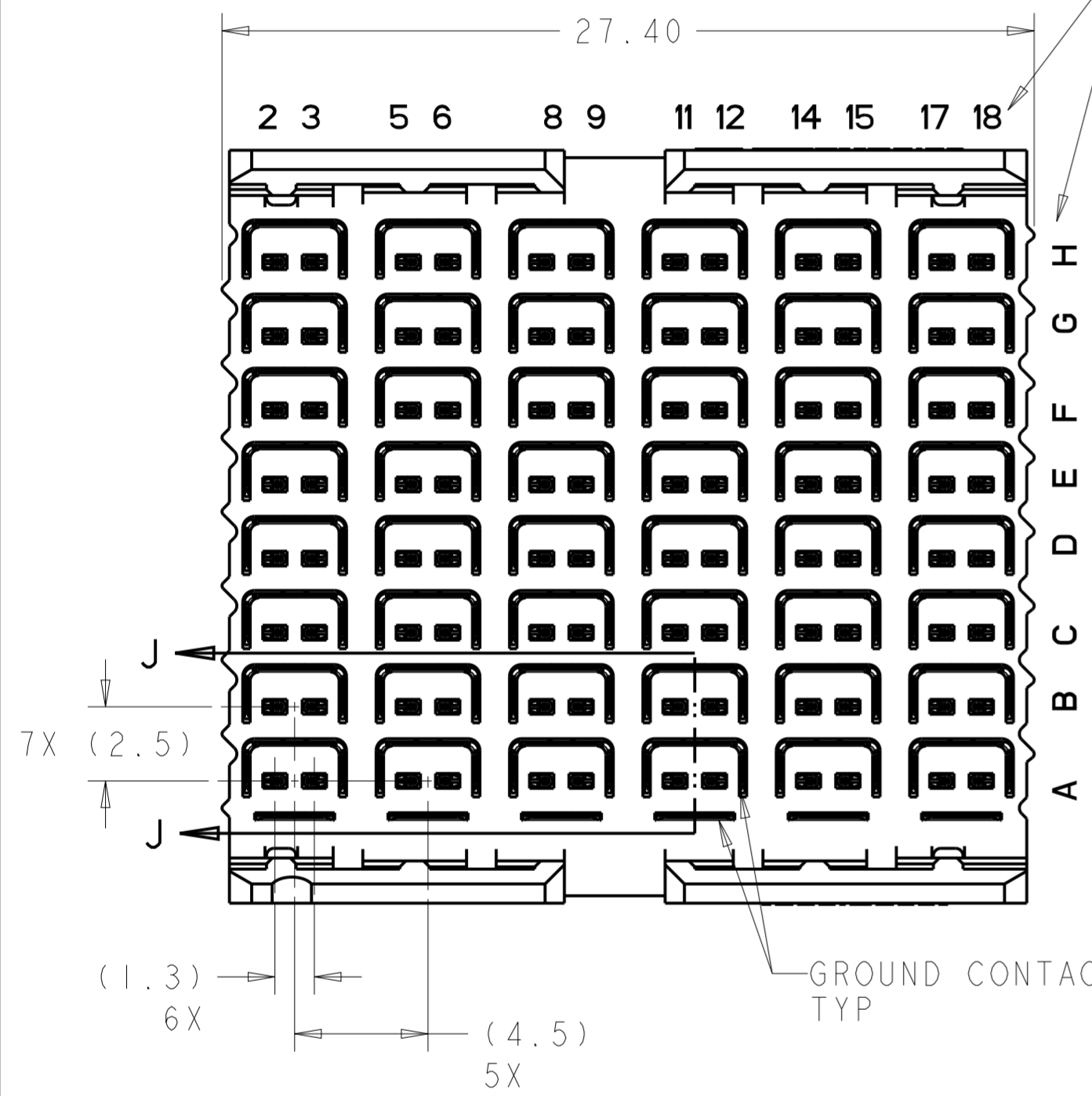


THIS DRAWING IS UNPUBLISHED. RELEASED FOR PUBLICATION 20
 © COPYRIGHT 20 TE CONNECTIVITY ALL RIGHTS RESERVED.

| LOC | DIST | REVISIONS | | | | | |
|-----|------|-----------|-----|-----------------------|-----------|-----|------|
| GP | 00 | P | LTR | DESCRIPTION | DATE | DWN | APVD |
| | | A | | INITIAL RELEASE | 28OCT2013 | J.G | C.Z |
| | | B | | UPDATED FHS ON NOTE 4 | 14NOV2013 | J.G | C.Z |
| | | C | | UPDATE P/N | 03JUL2014 | J.G | C.Z |

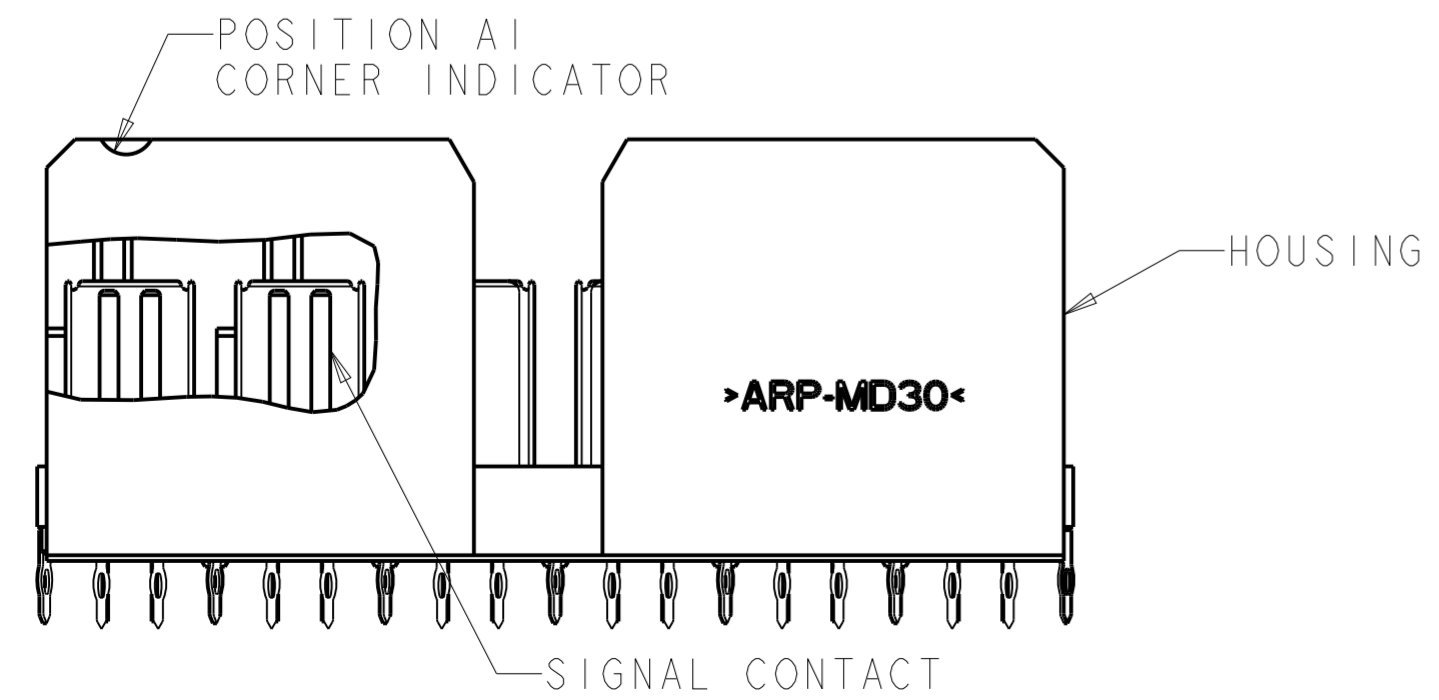


COLUMN NUMBER AND ROW LETTER (LOCATION SAME AS PCB LAYOUT PER SHEET 2)



SECTION J-J

- 1 HOUSING: THERMOPLASTIC, UL 94V-0, BLACK. CONTACT: COPPER ALLOY.
- 2 CONFORMS TO REQUIREMENTS OF TE PRODUCT SPEC 108-2413, BASED ON TELECORDIA GR-1217-CORE FOR SYSTEM QUALITY LEVEL III APPLICATIONS IN CONTROLLED ENVIRONMENTS (CENTRAL OFFICE).
- 3 CONSULT APPLICATION SPECIFICATION 114-13301.
- 4 PLATED THRU HOLE REQUIREMENTS:
 FINISHED HOLE = $\varnothing 0.344 \pm 0.046$ mm
 DRILLED HOLE BEFORE PLATING = $\varnothing 0.420 \sim 0.435$ mm
 COPPER THICKNESS = 0.042mm REF
- 5 PLATED THRU HOLE DIMENSIONS APPLY TO 1.00mm DEPTH FROM MOUNT SIDE OF BOARD.
- 6 HOLE POSITION TOLERANCE APPLIES WITHIN PATTERN FOR CONNECTOR PATTERN TO CONNECTOR PATTERN, A 0.12(M) POSITION TOLERANCE APPLIES.
- 7 CONNECTOR MARKED WITH PART NUMBER, DATE CODE, AND OPTIONAL MANUFACTURING LOCATION IDENTIFICATION CODE IN APPROXIMATE AREA SHOWN.
- 8 CONNECTOR MARKED WITH 2D BARCODE IN APPROXIMATE AREA SHOWN.




| | | | | | |
|-------------|------------------------|-------|------|------------------------|-----------|
| ACTIVE | 96 | 4.125 | 25.4 | TIN | 2180822-5 |
| ACTIVE | 96 | 3.625 | 24.4 | TIN | 2180822-4 |
| ACTIVE | 96 | 3.625 | 24.4 | TIN-LEAD | 2180822-2 |
| ACTIVE | 96 | 4.125 | 25.4 | TIN-LEAD | 2180822-1 |
| PART STATUS | SIGNAL CONTACT QTY REF | Y | X | PRESS FIT TAIL PLATING | PART NO |

THIS DRAWING IS A CONTROLLED DOCUMENT.

| | | | |
|----------------|--|---------------------------|---|
| DIMENSIONS: mm | TOLERANCES UNLESS OTHERWISE SPECIFIED: | DWN N. SHIRK 15JUN2011 | TE Connectivity NAME HEADER ASSEMBLY, 8 PAIR 6 COLUMN, 4.5mm, STRADA WHISPER |
| 0 PLC ± | 1 PLC ± | CHK N. SWANGER 15JUN2011 | |
| 2 PLC ±0.10 | 3 PLC ± | APVD N. SWANGER 15JUN2011 | |
| 4 PLC ± | ANGLES ± | PRODUCT SPEC | SIZE CAGE CODE DRAWING NO RESTRICTED TO |
| MATERIAL | FINISH | APPLICATION SPEC | A200779 C-2180822 |
| 1 | SEE TABLE | WEIGHT | SCALE 5:1 SHEET 1 OF 2 REV C |
| | | CUSTOMER DRAWING | |

THIS DRAWING IS UNPUBLISHED. RELEASED FOR PUBLICATION 20
 © COPYRIGHT 20 TE CONNECTIVITY ALL RIGHTS RESERVED.

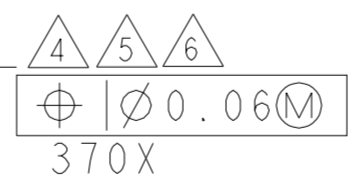
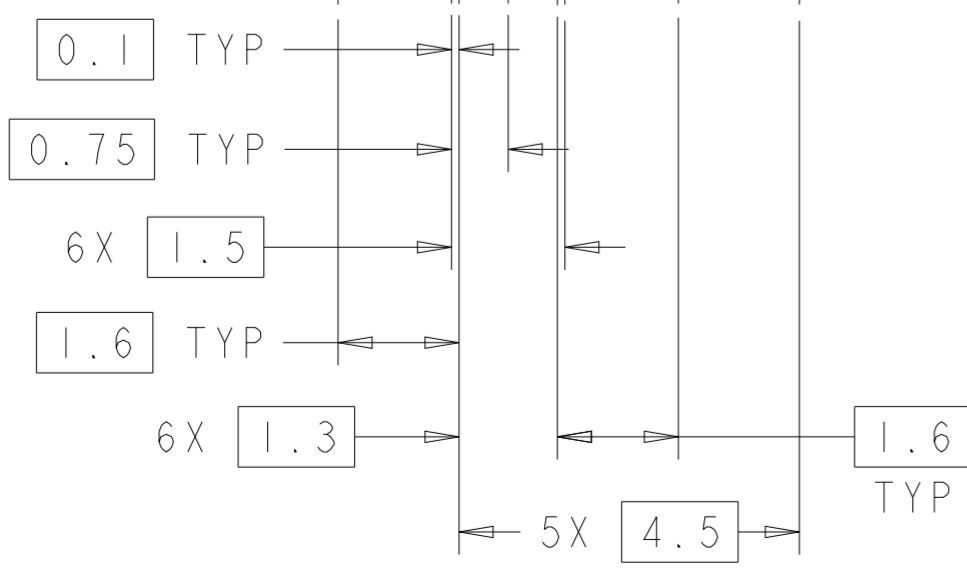
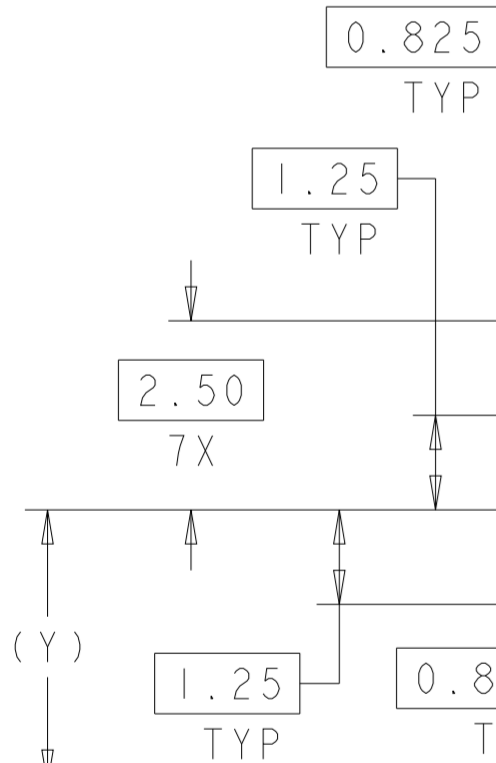
| LOC | DIST | REVISIONS | | | | | |
|-----|------|-----------|-----|-------------|------|-----|------|
| GP | 00 | P | LTR | DESCRIPTION | DATE | DWN | APVD |
| | | - | | SEE SHEET 1 | | | |



TOP SURFACE OF DAUGHTERCARD

CONNECTOR OUTLINE

- = SIGNAL
- ⊗ = GROUND
- ⊙ = SI VIA



RECOMMENDED PCB LAYOUT BACKPLANE
 COMPONENT SIDE SHOWN
 SCALE 10:1

| | | | |
|---|-----------|--------------------------------------|---|
| THIS DRAWING IS A CONTROLLED DOCUMENT. | | DWN N. SHIRK 15JUN2011 | TE Connectivity |
| DIMENSIONS: mm | | CHK N. SWANGER 15JUN2011 | |
| TOLERANCES UNLESS OTHERWISE SPECIFIED: | | APVD N. SWANGER 15JUN2011 | |
| 0 PLC ± 1 PLC ± 2 PLC ±0.10 3 PLC ± 4 PLC ± ANGLES ± FINISH ± | | PRODUCT SPEC 2 APPLICATION SPEC 3 | |
| MATERIAL | SEE TABLE | WEIGHT | NAME HEADER ASSEMBLY, 8 PAIR 6 COLUMN, 4.5mm, STRADA WHISPER SIZE A200779 CAGE CODE C-2180822 DRAWING NO. RESTRICTED TO CUSTOMER DRAWING SCALE 5:1 SHEET 2 OF 2 REV C |