


Manual Switches

Electronic Control Keylock

NON-LIGHTED



FEATURES

- Enable control of access to computer peripherals, keyboards, point-of-sale terminals, and security systems which are locked when unattended; and other locations where tampering must be discouraged.
- 2 or 3 positions, maintained (90° throw) and momentary action (60° throw).
- 5-bit key combinations

Electrical Data	page 19
Accessories	pages 56, 57
Mounting Dimensions	pages 59, 62

- UL recognized, CSA certified.
- Static discharge protection (up to 20 kV when grounded).

AML27 ORDER GUIDE

AML27 A	B	K	2	AA	21	BA
Housing Type	Bezel Color	Button Color	Terminal Type	Circuitry Codes (Each pole has double-throw)	Operation Action (Key out in center position, except where noted)	
AML27 A	B	K	2	Silver Contacts: AA 1 pole AC 2 pole	CCW	Center
Square housing	Black	Black	.110 × .020 (Solder or Quick-Connect)	Gold Contacts: BA 1 pole BC 2 pole	Center	CW
Non-Lighted			3		None	21
			.025 × .025 (Printed Circuit or Push-On)		Maint.	Maint.
					None	22*
					Maint.	Maint.
					None	23
					Maint.	Mom.
					Maint.	24
					Mom.	Maint.
					Maint.	25
					Mom.	Mom.
					Maint.	26**
					Mom.	Maint.
					Mom.	27***
					Mom.	Maint.
					Maint.	28***
					Maint.	Maint.
					Maint.	29†
					Maint.	Maint.
					Maint.	30†
					Maint.	Mom.
					Maint.	31††
					Maint.	Mom.

Key Combinations	
(Two Keys Furnished)	
BA	BL
BB	BM
BC	BN
BD	BP
BE	BQ
BF	BR
BG	BS
BH	BT
BJ	BV
BK	BW

REPLACEMENT KEYS

One key per listing.

Key Combination	Key Code	Catalog Listing
BA	110	30PA101-AML
BB	109	30PA102-AML
BC	108	30PA103-AML
BD	107	30PA104-AML
BE	106	30PA105-AML
BF	105	30PA106-AML
BG	104	30PA107-AML
BH	103	30PA108-AML
BJ	102	30PA109-AML
BK	101	30PA110-AML
BL	111	30PA111-AML
BM	112	30PA112-AML
BN	113	30PA113-AML
BP	114	30PA114-AML
BQ	115	30PA115-AML
BR	116	30PA116-AML
BS	117	30PA117-AML
BT	118	30PA118-AML
BV	119	30PA119-AML
BW	120	30PA120-AML

Note: These keys fit the 5-bit keylocks in the Order Guide.

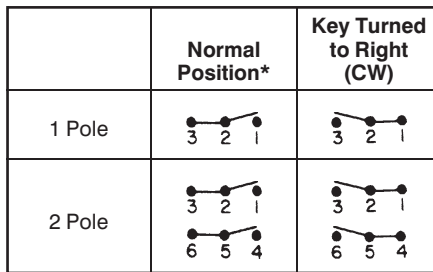
Specify different Key Combinations to acquire different keys, i.e.;

AML27ABK2AA21BB and AML27ABK2AA21BK have different keys. AML27ABK2AA21BB and AML27ABK3BC25BB have identical interchangeable keys.

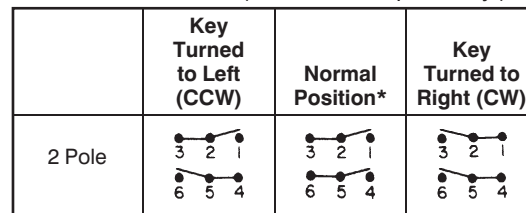
Example: **AML27ABK2AC28BB**
Square housing; black bezel and button; .110 × .020 terminals; 2-pole double-throw; silver contacts; 3-position maintained and key code "BB".

CIRCUITRY

2-Position Switches:



3-Position Switches (Available in 2-pole only.)



* Circuit remains the same with key in or out.

28 and 29 operating actions should be used with Key Combinations BA, BB, BG or BK.

* Key out in both positions.
** Key out in all three positions.
*** Key out in center and CW positions.
† Key out in center and CCW positions.
†† Key out in CCW only.