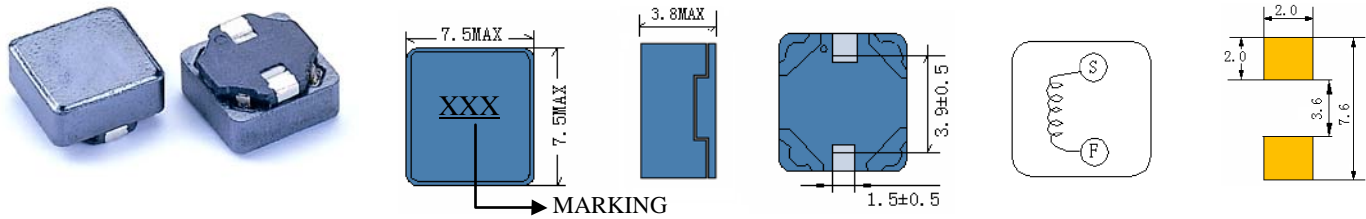


# SCPH73B

## SMD POWER INDUCTORS



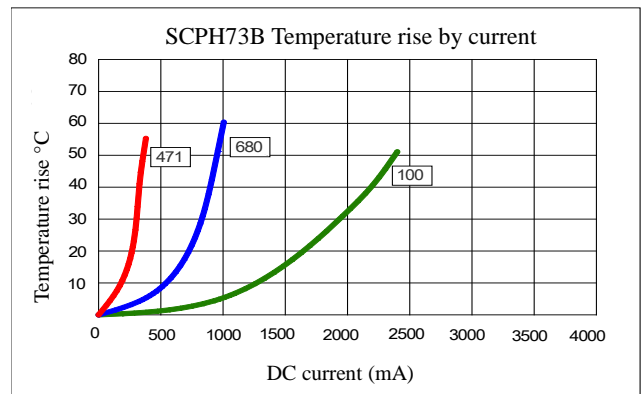
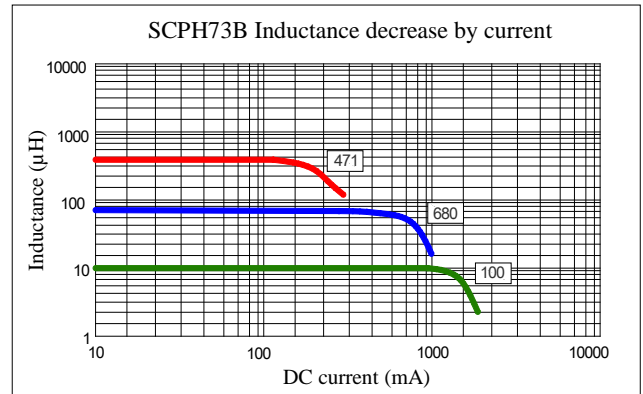
### • Features

1. Magnetically shielded construction
2. Excellent Power Density
3. Engineered to Provide High Efficiency

## ELECTRICAL CHARACTERISTICS



Part Number	Inductance (uH) (1)	Test Frequency	DC Resistance (Ω MAX) (2)	Saturation Current <sup>(3)</sup> (A)	Temperature Current <sup>(4)</sup> (A)
SCPH73B-100	10	1KHZ	90m	1.40	2.00
SCPH73B-120	12	1KHZ	0.10	1.30	1.80
SCPH73B-150	15	1KHZ	0.13	1.20	1.62
SCPH73B-180	18	1KHZ	0.15	1.10	1.54
SCPH73B-220	22	1KHZ	0.17	1.00	1.38
SCPH73B-270	27	1KHZ	0.21	0.88	1.30
SCPH73B-330	33	1KHZ	0.24	0.80	1.23
SCPH73B-390	39	1KHZ	0.31	0.75	1.16
SCPH73B-470	47	1KHZ	0.35	0.67	1.10
SCPH73B-560	56	1KHZ	0.40	0.62	0.89
SCPH73B-680	68	1KHZ	0.52	0.54	0.84
SCPH73B-820	82	1KHZ	0.60	0.52	0.80
SCPH73B-101	100	1KHZ	0.70	0.46	0.68
SCPH73B-121	120	1KHZ	0.82	0.42	0.61
SCPH73B-151	150	1KHZ	1.35	0.37	0.54
SCPH73B-181	180	1KHZ	1.50	0.33	0.48
SCPH73B-221	220	1KHZ	1.70	0.30	0.43
SCPH73B-271	270	1KHZ	1.90	0.28	0.40
SCPH73B-331	330	1KHZ	2.80	0.25	0.34
SCPH73B-391	390	1KHZ	3.00	0.22	0.32
SCPH73B-471	470	1KHZ	3.50	0.20	0.30



- (1). Inductance tolerance  $\pm 20\%$  tested at 0.25V, 0ADC and 25°C
- (2). DCR measured at 25°C.
- (3). The DC current at which the inductance decreases by 35% from its initial value.
- (4). The DC current that results in a 40°C temperature rise from 25°C ambient.

[Click here for QUANTITY PER REEL & PACKING INFORMATION](#)

**Custom versions available upon request.**