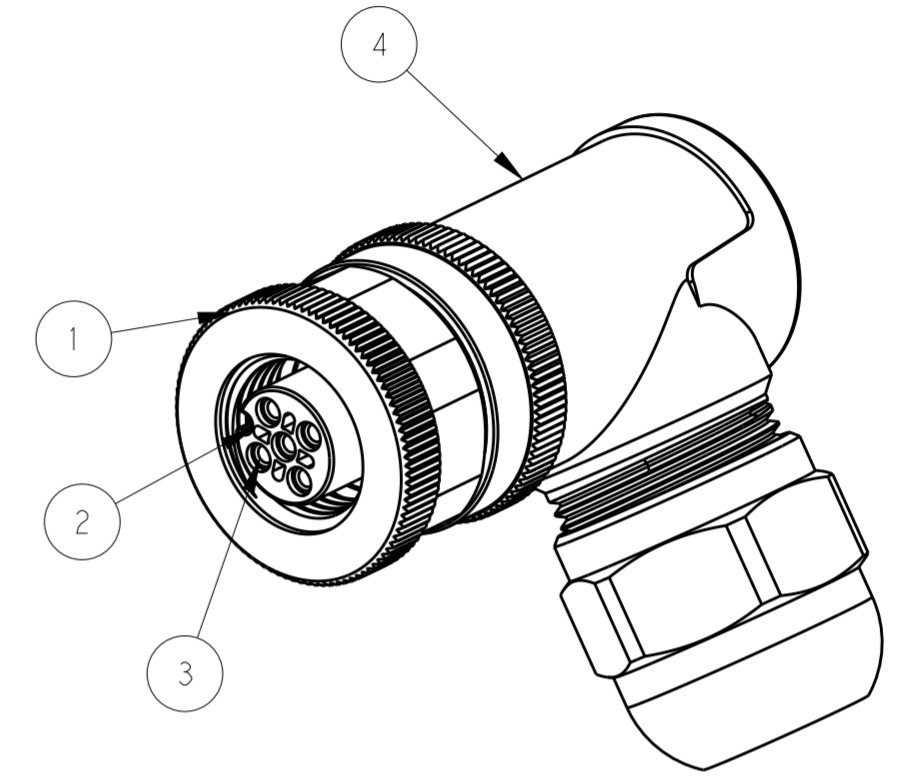
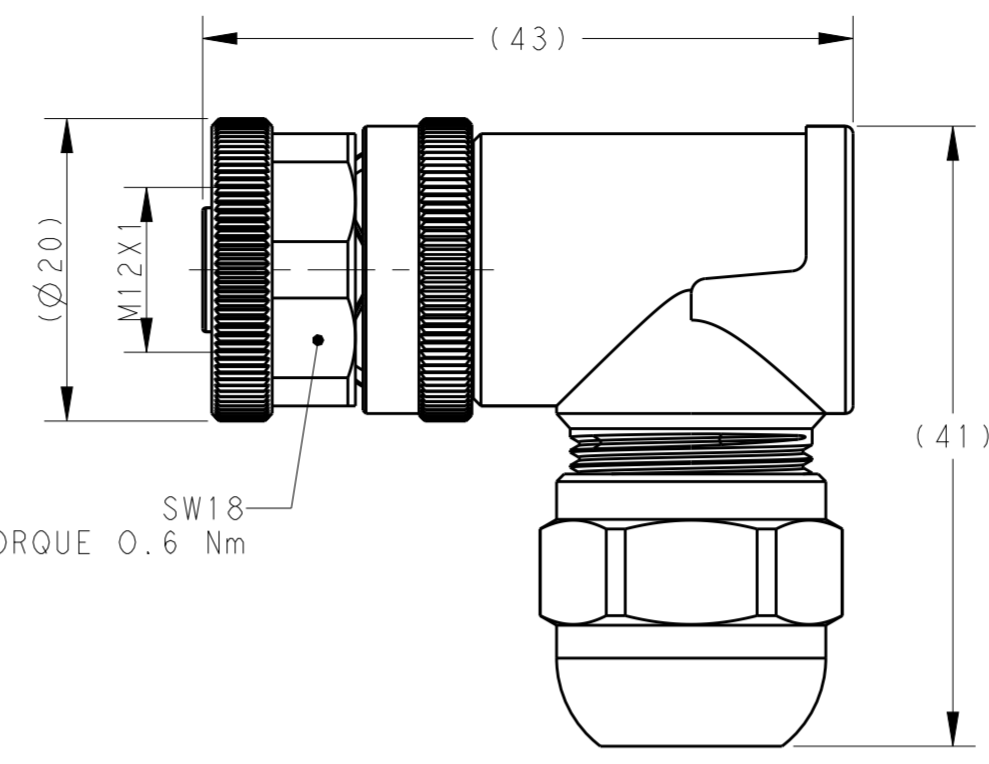
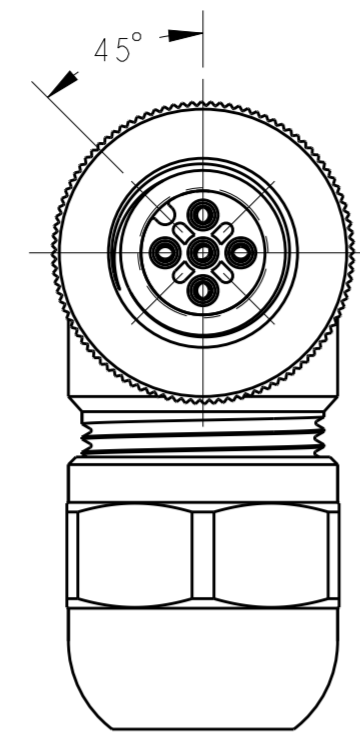


THIS DRAWING IS UNPUBLISHED. RELEASED FOR PUBLICATION 20
 © COPYRIGHT 20 BY - ALL RIGHTS RESERVED.

REVISIONS				
P	LTR	DESCRIPTION	DATE	APVD
A		INITIAL RELEASE	25SEP2015	N.P X.X
A1		ECR-16-013861	19OCT2016	N.P X.X
A2		ECR-16-016026	14NOV2016	N.P X.X



TECHNICAL DATA	T411201X02X-000	T411201X03X-000	T411201X04X-000	T411201X05X-000	T411201X08X-000
RATED VOLTAGE	250V	250V	250V	60V	30V
RATED CURRENT	4A	4A	4A	4A	2A
POLLUTION DEGREE	3	3	3	3	3
OVERVOLTAGE CATEGORY	II	II	II	II	II
MATERIAL GROUP	II	II	II	II	II
CONTACT RESISTANCE	≤8mΩ	≤8mΩ	≤8mΩ	≤8mΩ	≤8mΩ
INSULATION RESISTANCE	>100MΩ	>100MΩ	>100MΩ	>100MΩ	>100MΩ
DEGREE OF PROTECTION	IP67	IP67	IP67	IP67	IP67
OPERATION TEMPERATURE	-40~85°C	-40~85°C	-40~85°C	-40~85°C	-40~85°C

- NOTE:
- MATERIAL:
 - ITEM NO.1:NUT -BRASS
 - ITEM NO.2:HOUSING -PA
 - ITEM NO.3:CONTACT -BRONZE
 - ITEM NO.4: HOUSING BODY: BRASS
 - CONTACT FINISH: GOLD OVER NICKEL OR SILVER OVER NICKEL
 - CABLE WIRES:
 - 18AWG/0.75mm² Max. FOR 2-5 PINS
 - 20AWG/0.50mm² Max. FOR 8 PINS
 - ALL DIMENSIONS ARE FOR NOMINAL REFERENCE ONLY UNLESS OTHERWISE STATED
 - PACKAGEING: IPIECE IN A BAG
 - PN INFORMATION

PIN ARRANGEMENT A-CODE		
T411201X02X-000	T411201X03X-000	T411201X04X-000

T4112012081-000	RPC-M12-FR-8CON-PG9-SHU
T4112011081-000	RPC-M12-FR-8CON-PG7-SHU
T4112012082-000	RPC-M12-FR-8CON-PG9-SH
T4112011082-000	RPC-M12-FR-8CON-PG7-SH
T4112012051-000	RPC-M12-FR-5CON-PG9-SHU
T4112011051-000	RPC-M12-FR-5CON-PG7-SHU
T4112012052-000	RPC-M12-FR-5CON-PG9-SH
T4112011052-000	RPC-M12-FR-5CON-PG7-SH
T4112012041-000	RPC-M12-FR-4CON-PG9-SHU
T4112011041-000	RPC-M12-FR-4CON-PG7-SHU
T4112012042-000	RPC-M12-FR-4CON-PG9-SH
T4112011042-000	RPC-M12-FR-4CON-PG7-SH
T4112012031-000	RPC-M12-FR-3CON-PG9-SHU
T4112011031-000	RPC-M12-FR-3CON-PG7-SHU
T4112012032-000	RPC-M12-FR-3CON-PG9-SH
T4112011032-000	RPC-M12-FR-3CON-PG7-SH
T4112012021-000	RPC-M12-FR-2CON-PG9-SHU
T4112011021-000	RPC-M12-FR-2CON-PG7-SHU
T4112012022-000	RPC-M12-FR-2CON-PG9-SH
T4112011022-000	RPC-M12-FR-2CON-PG7-SH
TE PN	TYPE

T411201XXXX-000

CONTACT FINISH:
 1: GOLD OVER NICKEL
 2: SILVER OVER NICKEL

NUMBERS OF PINS:
 02: 2 PINS
 03: 3PINS
 04: 4 PINS
 05: 5PINS
 08: 8 PINS

CABLE OUTLET:
 1: PG7(CABLE FEED: 4-6mm)
 2: PG9(CABLE FEED: 6-8mm)

THIS DRAWING IS A CONTROLLED DOCUMENT.		DWN Nick Pan 24AUG2015	TE Connectivity	
		CHK Kobby Zhao 24AUG2015		
DIMENSIONS: mm		APVD Xiang Xu 24AUG2015	NAME M12 FEMALE, A CODE, RA SHIELDED CONNECTOR SCREW TERMINAL	
TOLERANCES UNLESS OTHERWISE SPECIFIED: 0 PLC ± 1 PLC ±0.25 2 PLC ±0.15 3 PLC ± 4 PLC ± ANGLES ± FINISH -		PRODUCT SPEC 108-106140	SIZE A2	
MATERIAL TBD		APPLICATION SPEC 114-137144	DRAWING NO. C-T411201XXXX000	
		WEIGHT -	RESTRICTED TO -	
		CUSTOMER DRAWING	SCALE 2:1 SHEET 1 OF 1 REV A2	