

Customer Information Sheet

DRAWING No.: M80-465XXXX

SHEET 2 OF 2

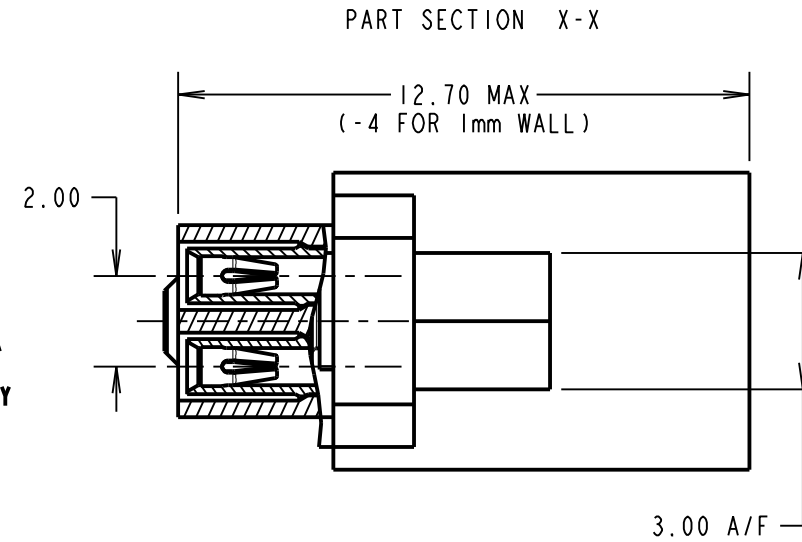
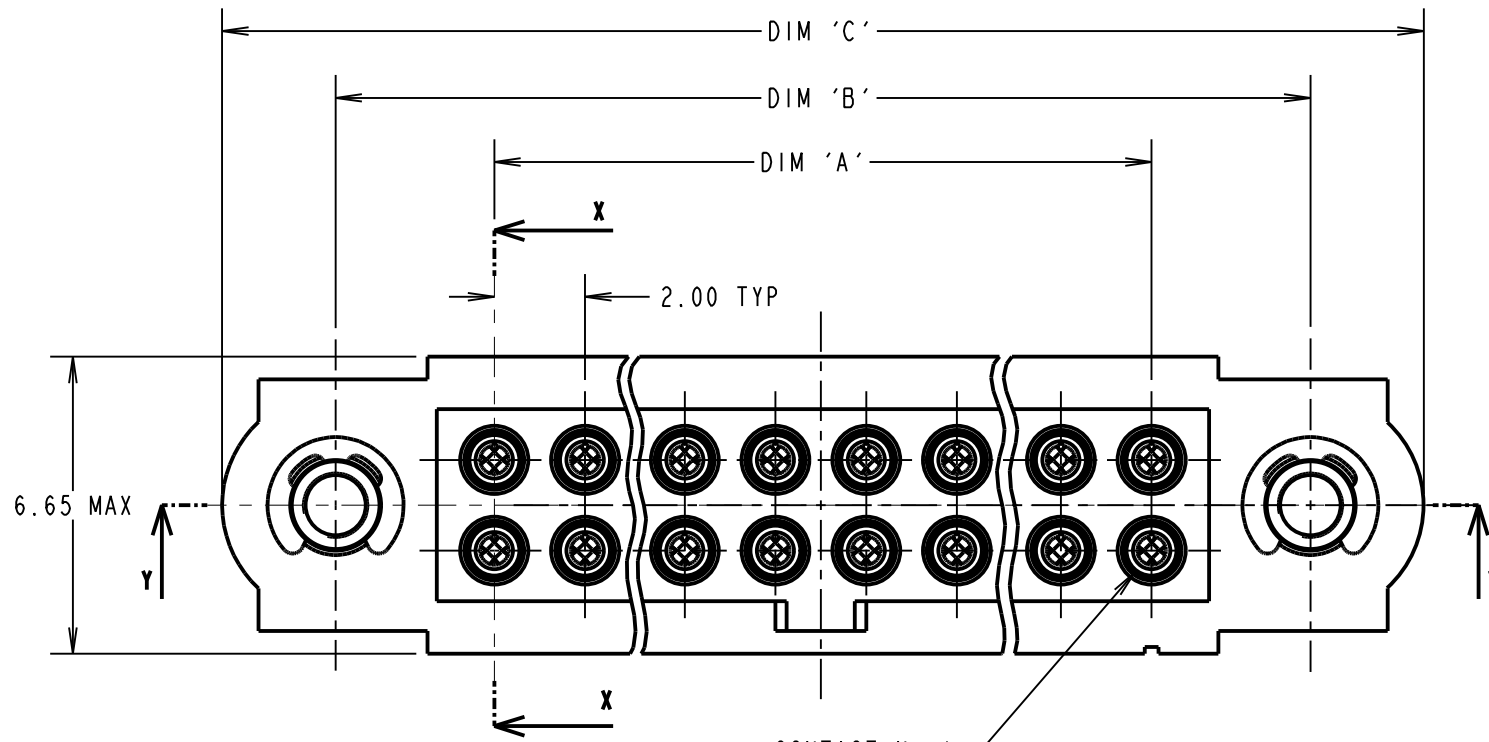
IF IN DOUBT - ASK

(C)

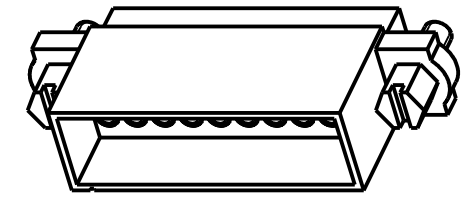
NOT TO SCALE

THIRD ANGLE PROJECTION

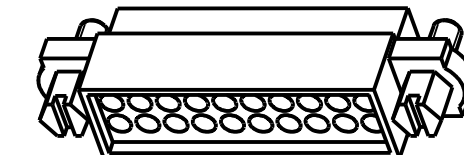
ALL DIMENSIONS IN mm



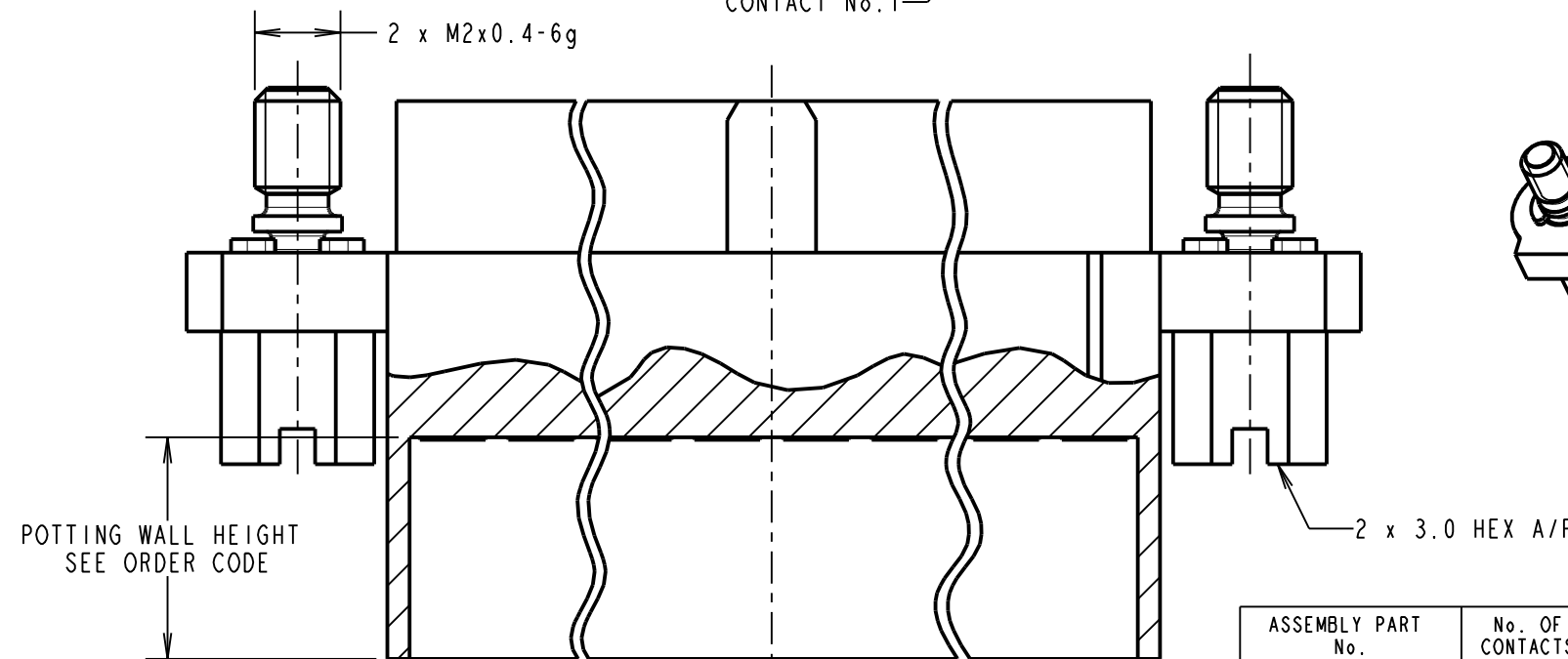
SPECIFICATIONS:
MATERIAL:
 MOULDING = GLASS-FILLED PPS, UL94V-0, BLACK
 CONTACT CLIP = BERYLLIUM COPPER
 CONTACT SHELL = BRASS
 JACKSCREW, CIRCLIP = STAINLESS STEEL
FINISH:
 05 = 0.3µ GOLD CLIP, 0.25-0.3µ GOLD SHELL
 42 = 0.3µ GOLD CLIP, 3.5-5.0µ 100% TIN SHELL
ELECTRICAL:
 CURRENT RATING AT 25°C = 3.0A MAX
 CURRENT RATING AT 85°C = 2.2A MAX
 WORKING VOLTAGE = 800V AC/DC
 VOLTAGE PROOF = 1200V AC/DC
 CONTACT RESISTANCE = 25mΩ MAX
 INSULATION RESISTANCE = 100MΩ MIN
MECHANICAL:
 DURABILITY = 500 OPERATIONS
 INSERTION FORCE (∅0.5mm GAUGE) = 2N MAX
 WITHDRAWAL FORCE (∅0.5mm GAUGE) = 0.2N MIN
ENVIRONMENTAL:
 TEMPERATURE RANGE = -55°C TO +125°C
PACKING:
 LOOSE
 FOR COMPLETE SPECIFICATION, SEE
 COMPONENT SPECIFICATION C005XX
 (LATEST ISSUE)



5mm POTTING WALL HEIGHT



1mm POTTING WALL HEIGHT



POTTING WALL HEIGHT
SEE ORDER CODE

NOTES:

- CONNECTORS ARE SUPPLIED WITH CONTACTS LOOSE.
- FOR EXTRA CONTACTS, USE PART NUMBER M80-0110005 FOR M80-465XX05 AND M80-0110001 FOR M80-465XX42.
- RECOMMENDED WIRE TYPE = BS 3G 210 TYPE A, PTFE INSULATED 22 AWG. MAX INSULATION DIAMETER = ∅1.10mm, STRIP WIRE BY 2.00mm.
- RECOMMENDED HAND CRIMP TOOL = M22520/2-01 WITH POSITIONER T5747. REFER TO TOOLING INSTRUCTION SHEET IS-01 FOR COMPLETE CRIMPING INSTRUCTIONS.
- CONTACT INSERTION AND EXTRACTION TOOL = Z80-280. REFER TO TOOLING INSTRUCTION SHEET IS-25 FOR ASSEMBLY INSTRUCTIONS.

ASSEMBLY PART No.	No. OF CONTACTS	DIM 'A'	DIM 'B'	DIM 'C'
M80-46506XXX	6	4.00	11.00	16.00
M80-46510XXX	10	8.00	15.00	20.00
M80-46512XXX	12	10.00	17.00	22.00
M80-46514XXX	14	12.00	19.00	24.00
M80-46518XXX	18	16.00	23.00	28.00
M80-46520XXX	20	18.00	25.00	30.00
M80-46526XXX	26	24.00	31.00	36.00
M80-46534XXX	34	32.00	39.00	44.00
M80-46542XXX	42	40.00	47.00	52.00
M80-46550XXX	50	48.00	55.00	60.00

MSP	9	07.10.15	13110
NAME	ISS.	DATE	C/NOTE
APPROVED:		M.PERREN	
CHECKED:		M.PLESTED	
DRAWN:		B. M. KENT	
CUSTOMER REF.:			
ASSEMBLY DRG:			

ORDER CODE:

M80-465XXXXX

TOTAL No. OF CONTACTS
06, 10, 12, 14, 18, 20,
26, 34, 42, 50

FINISH
05 - GOLD CLIP, GOLD SHELL
42 - GOLD CLIP, 100% TIN SHELL

POTTING WALL HEIGHT
BLANK = 5mm
A = 1mm

HARWIN

www.harwin.com
technical@harwin.com

THIS DRAWING AND ANY INFORMATION OR DESCRIPTIVE MATTER SET OUT HEREON ARE CONFIDENTIAL AND COPYRIGHT PROPERTY OF THE HARWIN GROUP AND MUST NOT BE DISCLOSED, LOANED, COPIED OR USED FOR MANUFACTURING, TENDERING OR FOR ANY OTHER PURPOSE WITHOUT THEIR WRITTEN PERMISSION.

TOLERANCES
 X. = ±1mm
 X.X = ±0.50mm
 X.XX = ±0.10mm
 X.XXX = ±0.01mm
ANGLES = ±5°
 UNLESS STATED

MATERIAL:

SEE ABOVE

FINISH: SEE ABOVE

S/AREA:

mm²

TITLE: JACKSCREW DATAMATE
DIL CRIMP (LARGE BORE)
POTTING WALL FEMALE ASSEMBLY

DRAWING NUMBER:

M80-465XXXX

SHT
2 OF 2