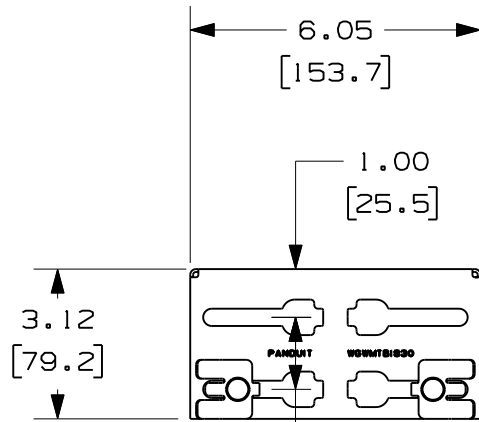


THIS COPY IS PROVIDED ON A RESTRICTED BASIS AND IS NOT TO BE USED IN ANY WAY DETRIMENTAL TO THE INTERESTS OF PANDUIT CORP.

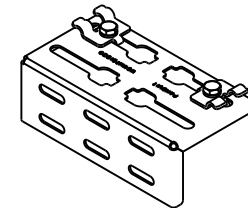
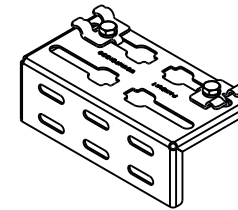
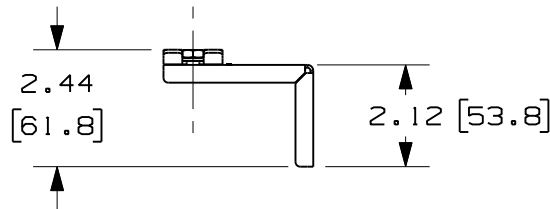
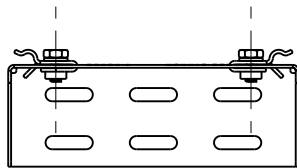
PANDUIT PART NUMBER	WEIGHT
WGWMTB1830	1.14 LBS (516 g)

NOTES

- SEE CURRENT CATALOG FOR PART NUMBER DESIGNATION FOR TYPE AND COLOR.
- WYR-GRID WALL MOUNT BRACKETS MOUNT TO A VERTICAL SURFACE, SUCH AS A WALL, TO SUPPORT WYR-GRID PATHWAY.
- EACH PACKAGE CONSISTS OF:
 - (2) WYR-GRID WALL MOUNT BRACKET
 - (4) WYR-GRID QUICK LOCK CLIP
 - (4) 1/4-20x1/2 HEX HEAD CAP SCREW
 - (4) 1/4 HELICAL SPRING LOCKWASHER
- DIMENSIONS IN PARENTHESIS ARE METRIC.



1.50 [38.1]



EACH WGWMTB1830 PACKAGE CONTAINS A PAIR OF THE BRACKETS, SHOWN ABOVE.

CAD FILENAME/LAYERS 09D017A0_DC_WGWMTB1830/02C

PANDUIT CORP. TINLEY PARK, ILLINOIS

WYR-GRID 18-30" WALL MOUNT TERMINATION BRACKET CUSTOMER DRAWING

UNLESS OTHERWISE SPECIFIED, DIMENSIONAL TOLERANCES ARE:
 (.X) ± (.XXX) ±
 (.XX) ±.05 (1.3) ANGLES ± 5°

UNLESS OTHERWISE SPECIFIED, ALL DIMENSIONS ARE GIVEN IN INCHES, THIRD ANGLE PROJECTION.

REV	DATE	BY	CHK	DESCRIPTION	ECN	R	CUST	SUP
2	1-14-11	ERK	DWW	RELEASED TO PRODUCTION	09D017A0-DC		RN	
1	9-28-10	JAHA	DWW	B. REVISED DRAWING NAME A. REVISED GENERAL NOTE				
R	6-10-10	JCST	DW	DRAWING RELEASED	-----	---		

DRAWN BY JCST	MAT'L: STEEL	SCALE NONE
DATE 06/10/10		DRAWING NO. 09D017A0-DC
CHK'D DW		DWG A SIZE