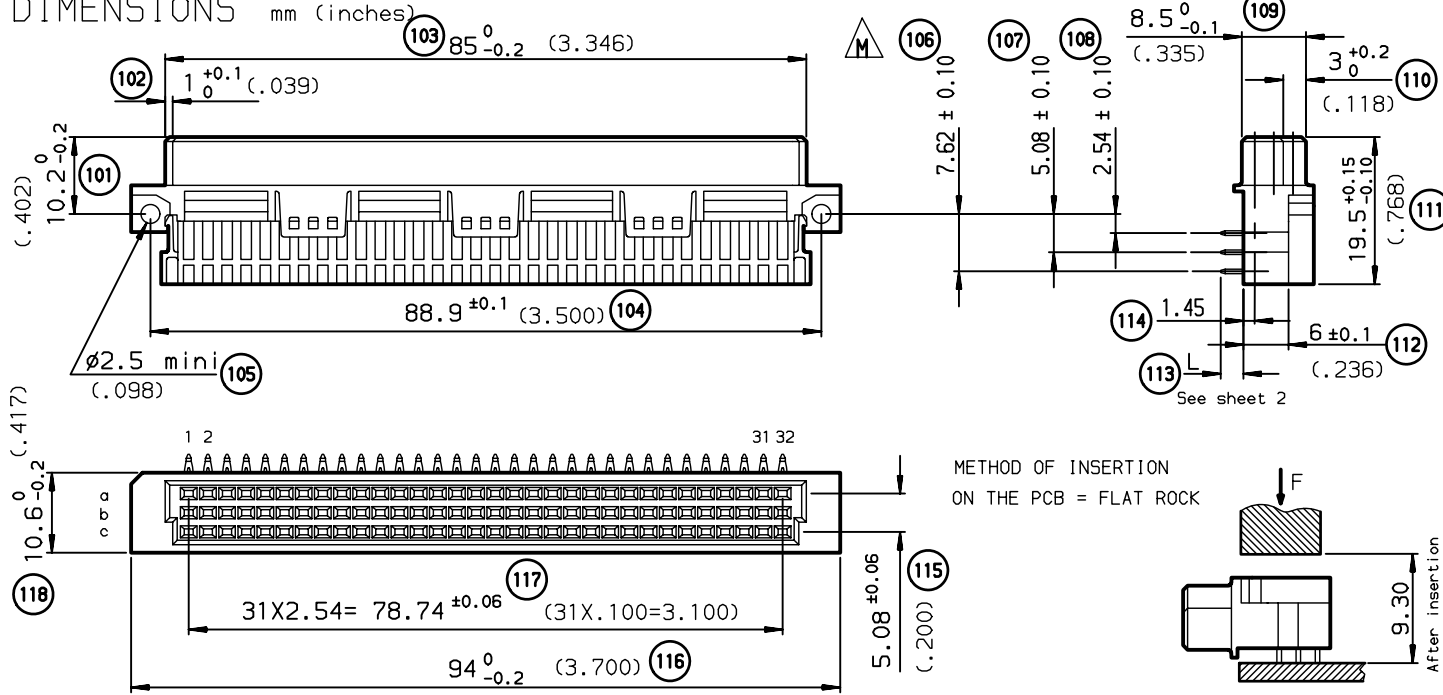
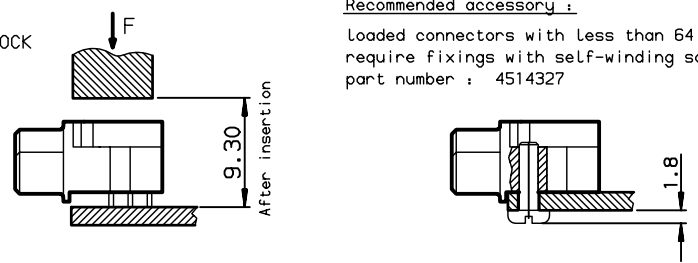


DIMENSIONS mm (inches)



Recommended accessory :  
 Loaded connectors with less than 64 cts  
 require fixings with self-winding screws  
 part number : 4514327



TIN LEAD	LEAD FREE	
8609 396 88 94 755 000 E3	8609 396 88 94 755 E3 LF	Style R receptacle, 96 Position, press fit, class 2
8609 396 88 94 765 000 E3	8609 396 88 94 765 E3 LF	Style R receptacle, 96 Position, press fit, class 1
8609 464 88 94 755 000 E3	8609 464 88 94 755 E3 LF	Style R receptacle, 64 Position, press fit, class 2
8609 464 88 94 765 000 E3	8609 464 88 94 765 E3 LF	Style R receptacle, 64 Position, press fit, class 1

Application specific part-numbers: See sheet 2

GENERAL CHARACTERISTICS AND ROHS INFORMATIONS:  
 SEE DRAWING C-8609-0000C

rev	ecn no	dr	date
J	-	ROU	2002/08/30
K	LS05-004	JTA	2005/02/25
L	LS06-0097	LGO	2006/07/25
M	LS07-0297	HLE	2007/11/19
-	-	-	-
-	-	-	-
-	-	-	-

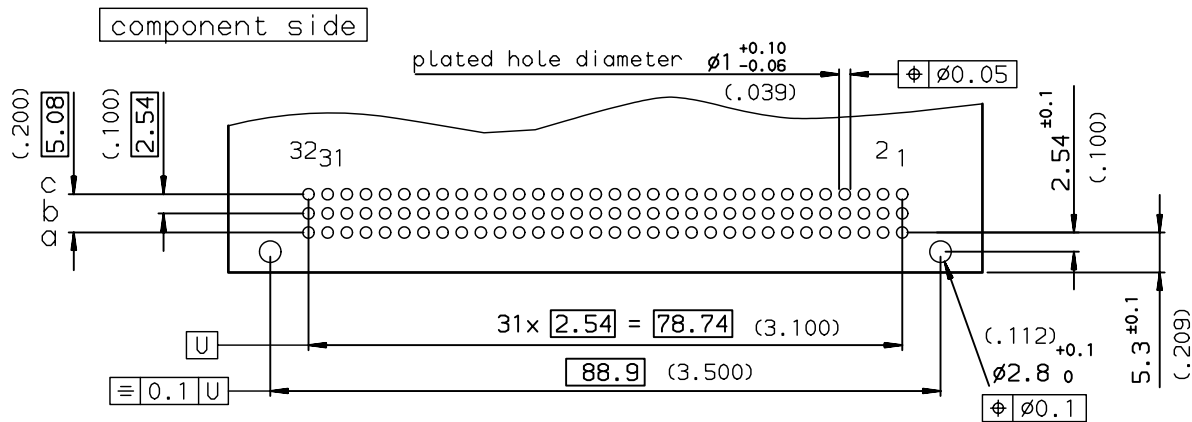
www.fciconnect.com		surface ISO 1302 ✓	tolerance std ISO 406 ISO 1101	projection mm
TOLERANCES UNLESS OTHERWISE SPECIFIED				
Dr	ROUILLARD	1993/05/01	ANGULAR	LINEAR
Eng	TARON	1993/05/01	0.X	±0.1
Chr	LEGARE	1993/05/01	0.XX	±0.1
Appr	LEGARE	1993/05/01	0.XXX	±0.1
Product family			DIN 8609	Spec ref -
RIGHT ANGLE RECEPTACLE - STYLE R				Rev. M
PRESS FIT				dwg no C-8609-0369
SEE TABLE				CUSTOMER sheet 1 of 2

European Views

Copyright FCI. FCJ

PART NUMBER	8609			88		7		5	
PIN OUT									
rows a-b-c	=====	3	96						
rows a-c	=====	4	64						
rows a-b	=====	2	64						
NUMBER OF CONTACTS									
TERMINATION	L = 3.00 ±0.20 (.118)	-----	---short post---	-----				94	
PERFORMANCE CLASS									
DIN 41612 class 3	=====								4
DIN 41612 class 2	=====								5
DIN 41612 class 1	=====								6
TERMINATION TYPE									
TIN LEAD	=====								000E3
LEAD FREE	=====								E3LF

PCB LAYOUT



GENERAL CHARACTERISTICS AND ROHS INFORMATIONS:

SEE DRAWING C-8609-0000C

European Views

www.fciconnect.com		surface ISO 1302 <input checked="" type="checkbox"/>	tolerance std ISO 406 ISO 1101	projection 	mm
TOLERANCES UNLESS OTHERWISE SPECIFIED					
Dr	ROUILLARD	1993/05/01	ANGULAR	0.X	±0.1
Eng	TARON	1993/05/01	LINEAR	0.XX	±0.1
Chr	LEGARE	1993/05/01	0.XX' ±2'	0.XXX	±0.1
Appr	LEGARE	1993/05/01	Product family	DIN 8609	Spec ref -
	title RIGHT ANGLE RECEPTACLE - STYLE R			dwg no	Rev.
	PRESS FIT			C-8609-0369	M
	catalog no	-	CUSTOMER	sheet 2 of 2	