

THIS DRAWING IS UNPUBLISHED. RELEASED FOR PUBLICATION
 © COPYRIGHT - By - ALL RIGHTS RESERVED.

| LOC | DIST | REVISIONS | | | | | |
|-----|------|-----------|-----|---------------------------|---------|-----|------|
| FT | 0 | P | LTR | DESCRIPTION | DATE | DWN | APVD |
| | | | C2 | REVISED PER ECO-11-004917 | 11MAR11 | RK | HMR |

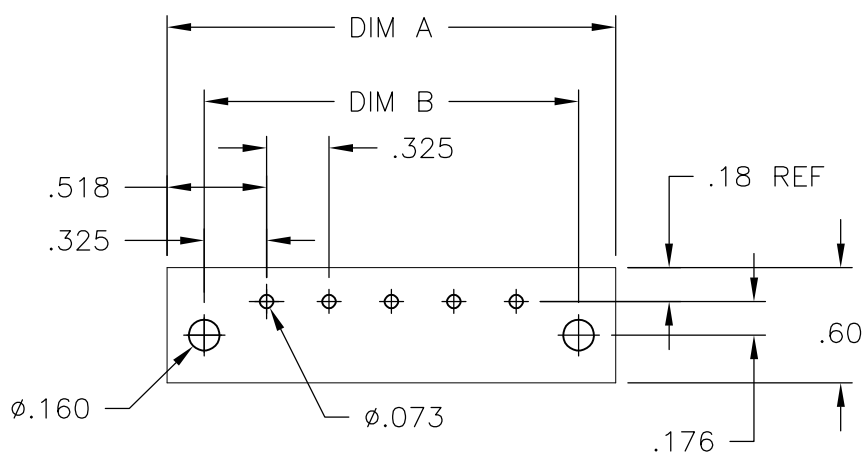
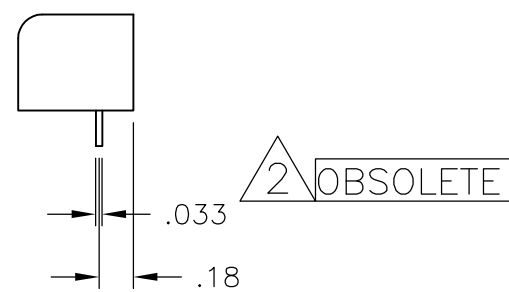
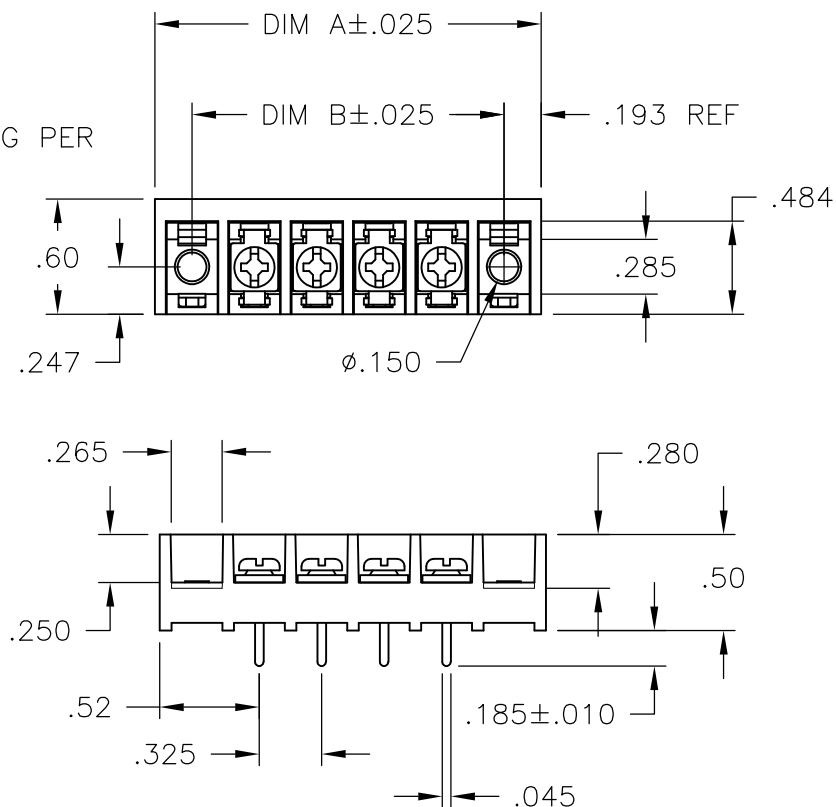
MATERIALS:
 HOUSING: POLYAMIDE, UL94V-0.
 TERMINALS: COPPER ALLOY, TIN PLATED.
 SCREWS: STEEL, ZINC PLATED.

ELECTRICAL:
 RATING: 20A, 150V(300V LIMITED RATING)
 UL & CSA.

MECHANICAL:
 WIRE RANGE: 12-22 AWG.
 MAXIMUM TIGHTENING TORQUE: 7 IN-LB.

1 ALL SCREWS TO BE BOTTOMED

2 OBSOLETE PARTS: OBSOLETE CIS STREAMLINING PER D.RENAUD/D.SINISI



RECOMMENDED PCB LAYOUT

| DIM A | DIM B | NO. OF POS. | CATALOG NUMBER | PART NO. |
|-------|-------|-------------|----------------|-------------|
| 9.811 | 9.425 | 28 | 4PCV-28-008 | 1-1546939-6 |
| 9.486 | 9.100 | 27 | 4PCV-27-008 | 1-1546939-5 |
| 9.161 | 8.775 | 26 | 4PCV-26-008 | 1-1546939-4 |
| 8.836 | 8.450 | 25 | 4PCV-25-008 | 1-1546939-3 |
| 8.511 | 8.125 | 24 | 4PCV-24-008 | 1-1546939-2 |
| 8.186 | 7.800 | 23 | 4PCV-23-008 | 1-1546939-1 |
| 7.861 | 7.475 | 22 | 4PCV-22-008 | 1-1546939-0 |
| 7.536 | 7.150 | 21 | 4PCV-21-008 | 1546939-9 |
| 7.211 | 6.825 | 20 | 4PCV-20-008 | 1546939-8 |
| 6.886 | 6.500 | 19 | 4PCV-19-008 | 1546939-7 |
| 6.561 | 6.175 | 18 | 4PCV-18-008 | 1546939-6 |
| 6.236 | 5.850 | 17 | 4PCV-17-008 | 1546939-5 |
| 5.911 | 5.525 | 16 | 4PCV-16-008 | 1546939-4 |
| 5.586 | 5.200 | 15 | 4PCV-15-008 | 1546158-7 |
| 5.261 | 4.875 | 14 | 4PCV-14-008 | 1546939-3 |
| 4.936 | 4.550 | 13 | 4PCV-13-008 | 1546939-2 |
| 4.611 | 4.225 | 12 | 4PCV-12-008 | 1546939-1 |
| 4.286 | 3.900 | 11 | 4PCV-11-008 | 1546158-3 |
| 3.961 | 3.575 | 10 | 4PCV-10-008 | 1546158-2 |
| 3.636 | 3.250 | 9 | 4PCV-09-008 | 1546158-1 |
| 3.311 | 2.925 | 8 | 4PCV-08-235 | 9-1546119-9 |
| 3.311 | 2.925 | 8 | 4PCV-08-008 | 9-1437648-3 |
| 2.986 | 2.600 | 7 | 4PCV-07-008 | 9-1546119-8 |
| 2.661 | 2.275 | 6 | 4PCV-06-008 | 8-1437648-1 |
| 2.336 | 1.950 | 5 | 4PCV-05-008 | 7-1437648-5 |
| 2.011 | 1.625 | 4 | 4PCV-04-008 | 6-1437648-8 |
| 1.686 | 1.300 | 3 | 4PCV-03-008 | 6-1437648-2 |
| 1.361 | .975 | 2 | 4PCV-02-008 | 9-1546119-3 |

| | | | | |
|--|--|------------------------|----------------------------|-----------------|
| THIS DRAWING IS A CONTROLLED DOCUMENT. | | DWN S SCHLEGEL 6/20/06 | STE TE Connectivity | |
| DIMENSIONS: INCHES | | CHK S. YODER 6/20/06 | | |
| TOLERANCES UNLESS OTHERWISE SPECIFIED: | | APVD S. YODER 6/20/06 | NAME | |
| 0 PLC ± - | | PRODUCT SPEC | 4PCV-XX-008 ASSEMBLY | |
| 1 PLC ± - | | APPLICATION SPEC | RESTRICTED TO | |
| 2 PLC ± .01 | | WEIGHT - | SIZE A3 | CAGE CODE 00779 |
| 3 PLC ± .005 | | CUSTOMER DRAWING | DRAWING NO C-6-1437648-2 | SCALE NTS |
| 4 PLC ± - | | | SHEET 1 OF 1 | REV C2 |
| ANGLES ± 1° | | | | |
| FINISH - | | | | |