

# Customer Information Sheet

DRAWING No.: M22-6013005

SHEET 2 OF 2

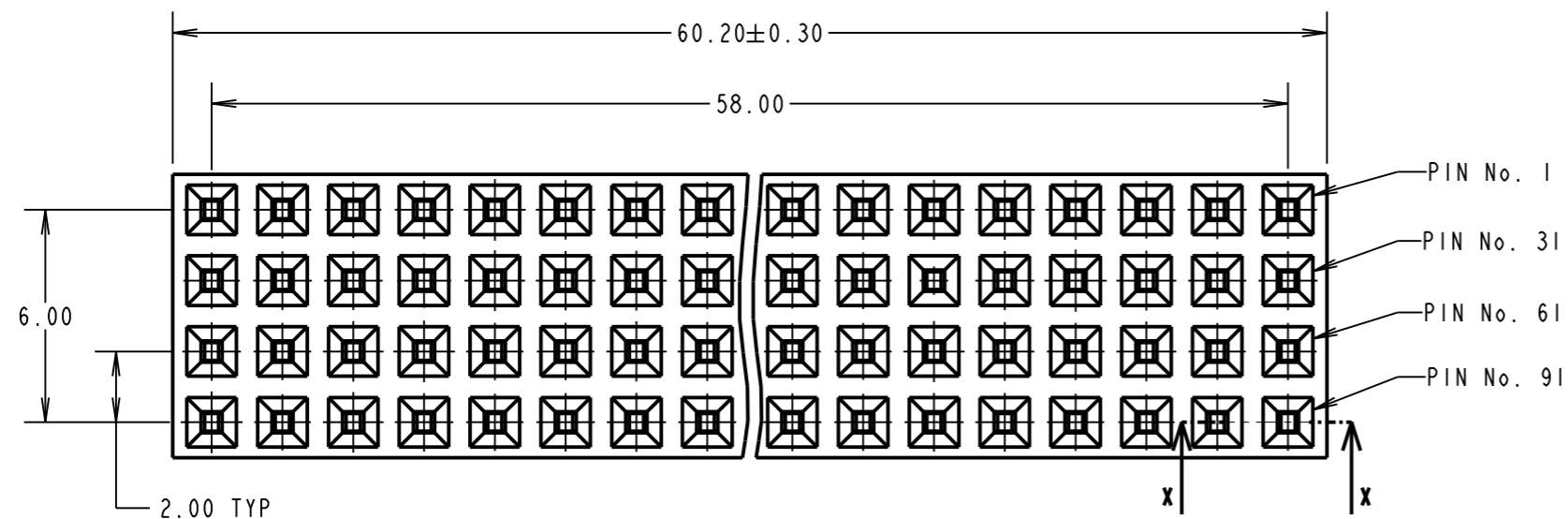
IF IN DOUBT - ASK

©

NOT TO SCALE

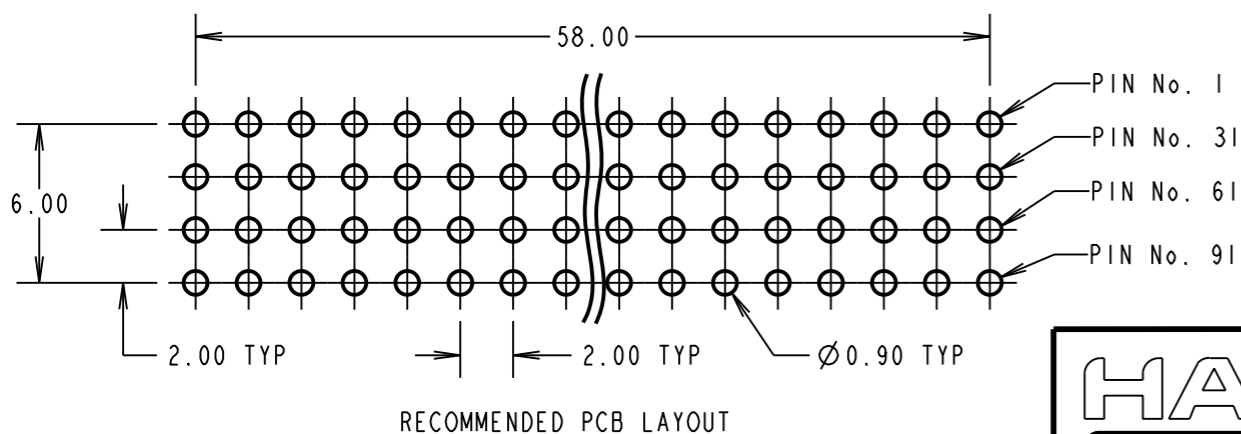
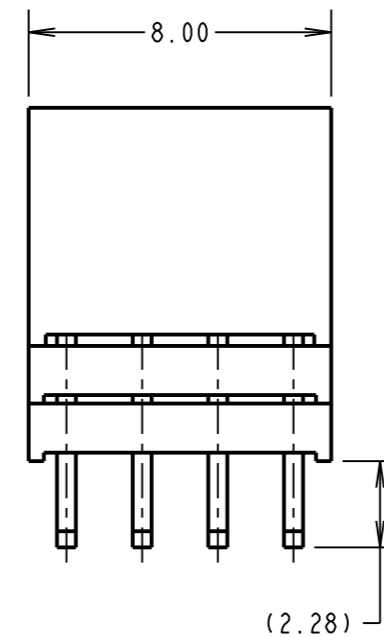
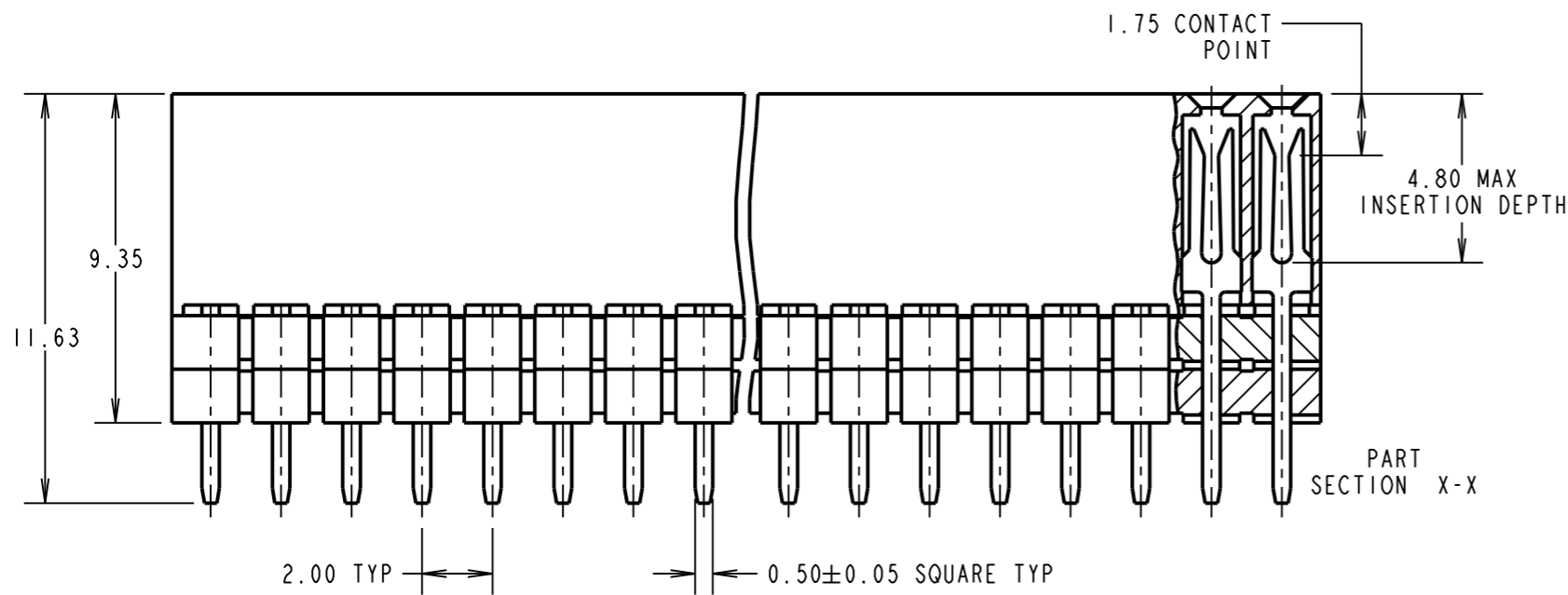
THIRD ANGLE PROJECTION

ALL DIMENSIONS IN mm



1. ALL TOLERANCES ARE ±0.20 UNLESS OTHERWISE STATED.

**SPECIFICATION:**  
**MATERIAL:**  
 MOULDING = NYLON 6T, UL94V-0, BLACK  
 CONTACTS = PHOSPHOR BRONZE  
**FINISH:**  
 CONTACTS = 0.08µ GOLD OVER NICKEL  
**ELECTRICAL:**  
 CURRENT RATING = 1A MAX  
 CONTACT RESISTANCE = 30mΩ MAX  
 INSULATION RESISTANCE = 5000MΩ MIN  
 VOLTAGE PROOF = 800V AC FOR 1 MINUTE  
**MECHANICAL:**  
 INSERTION FORCE = 2.0N/PIN MAX  
 WITHDRAWAL FORCE = 0.3N/PIN MIN  
**ENVIRONMENTAL:**  
 TEMPERATURE RANGE = -55°C TO +105°C  
**PACKING:**  
 TUBE  
 FOR COMPLETE SPECIFICATIONS, SEE COMPONENT SPECIFICATION C039XX.



ORDER CODE:  
**M22-6013005**  
 No. OF CONTACTS PER ROW: 30  
 FINISH: 05 = GOLD ALL OVER NICKEL

SB	5	26.09.13	12212
NAME	ISS.	DATE	C/NOTE
APPROVED:		S.BENNETT	
CHECKED:		S.FLOWER	
DRAWN:		D.BECK	
CUSTOMER REF.:			
ASSEMBLY DRG:			

 www.harwin.com technical@harwin.com	THIS DRAWING AND ANY INFORMATION OR DESCRIPTIVE MATTER SET OUT HEREON ARE CONFIDENTIAL AND COPYRIGHT PROPERTY OF THE HARWIN GROUP AND MUST NOT BE DISCLOSED, LOANED, COPIED OR USED FOR MANUFACTURING, TENDERING OR FOR ANY OTHER PURPOSE WITHOUT THEIR WRITTEN PERMISSION.	TOLERANCES X. = ±1mm X.X = ±0.25mm X.XX = ±0.10mm X.XXX = ±0.01mm ANGLES = ±5° UNLESS STATED	MATERIAL: SEE ABOVE FINISH: SEE ABOVE S/AREA: mm <sup>2</sup>	TITLE: PCI04 PLUS CONNECTOR (NON-STACKTHROUGH) DRAWING NUMBER: M22-6013005 SHT 2 OF 2