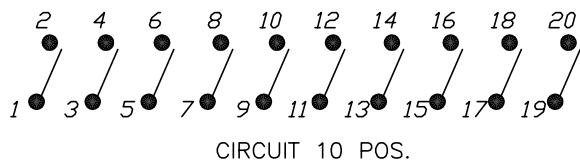
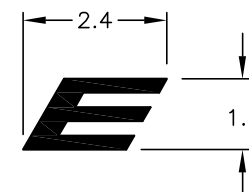
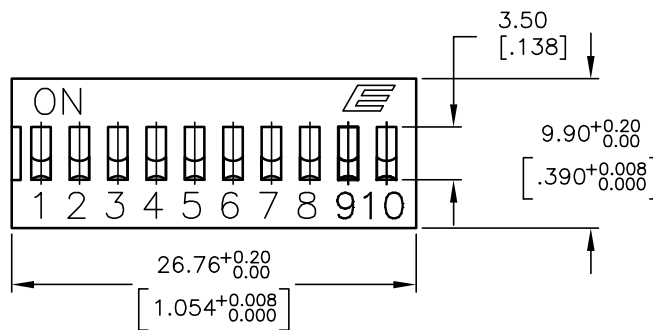


*(Pos. 1 Denotes Pin No. 1)
RECOMMEND P.C.B. LAYOUT

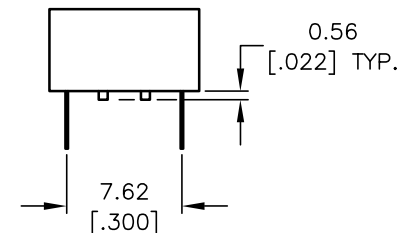
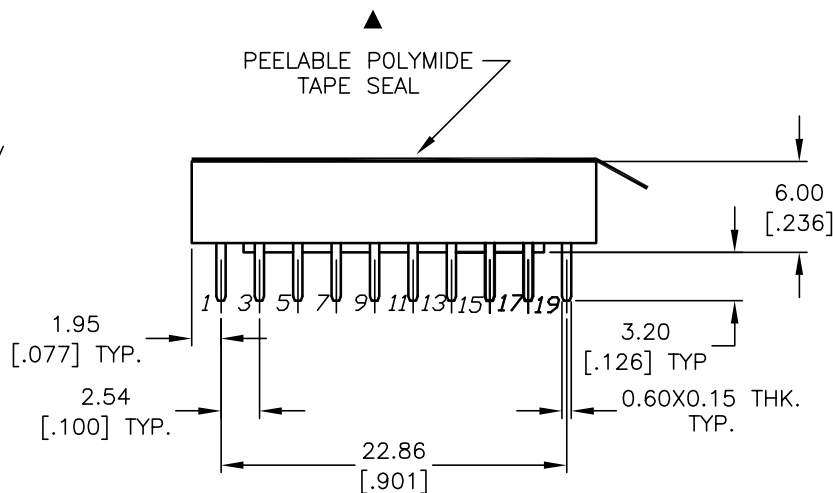


NOTES:

1. ALL DIMENSIONS IN MM [INCH]
2. GENERAL TOLERANCE: X.X=±0.4
X.XX=±0.25
3. TERM. NOS. FOR REFERENCE ONLY.
- ▲ 4. CONTACT RATINGS: 25mA @24VDC. (Switch)
100mA @50VDC. (Carry)
5. CONTACT MATERIAL:
CONTACTS: (MOVABLE) GOLD PLATE
TERMINALS: GOLD PLATE
6. INSULATION RESISTANCE;
100 MEGA-OHMS MIN. @500VDC
7. CONTACT RESISTANCE;
50 MILLI-OHMS TYPICAL @2-4VDC @100mA
8. OPERATING TEMP.;;
-40°C to +80°C
- ▲ 9. PACKAGE: IN DISPENSING TUBES
WITH ALL POLES IN THE "OFF" POSITION.
- ▲ 10. TAPE SEAL FOR FLUX WASH.
11. ▲ DENOTES CRITICAL PARAMETER.



EXPLODED VIEW



E-SWITCH®

TITLE					KAS1110RT				
SCALE	2:1	DATE	10/17/03	DR	AR	DWG	N311101	REV	A

THE INFORMATION CONTAINED IN THIS DOCUMENT IS PROPRIETARY TO E-SWITCH AND IS NOT TO BE COPIED OR TRANSFERRED