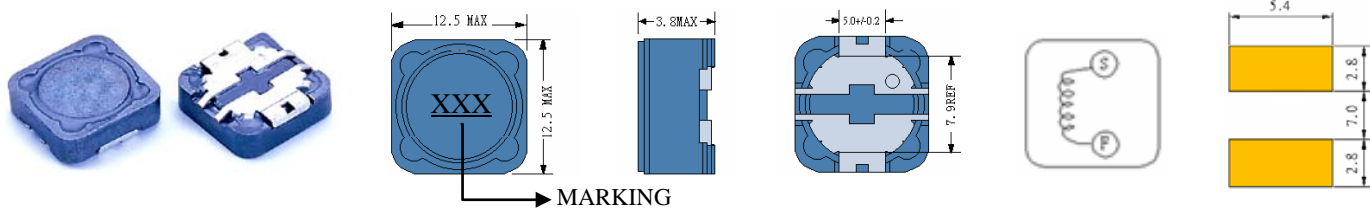


SCRH123

SMD POWER INDUCTORS



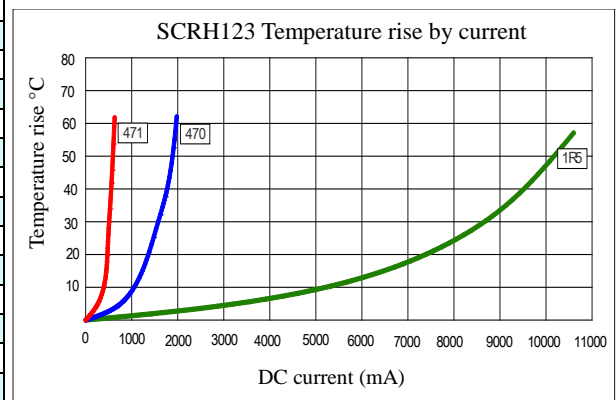
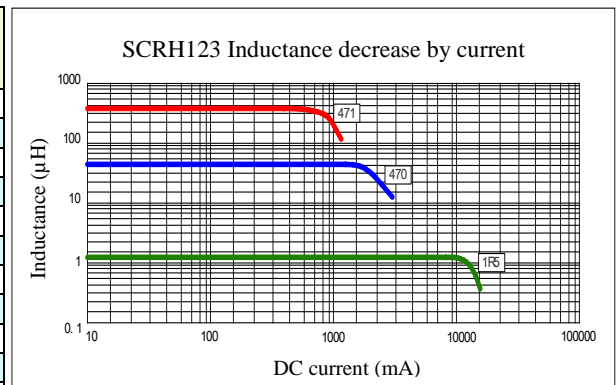
• Features

1. Magnetically shielded construction
2. Excellent Power Density
3. Engineered to Provide High Efficiency

CHARACTERISTICS



Part Number	Inductance (uH) (1)	Test Frequency	DC Resistance (Ω MAX) (2)	Saturation Current (3) (A)	Temperature Current (4) (A)
SCRH123-1R5	1.5	100KHZ	15m	12.0	8.00
SCRH123-2R2	2.2	100KHZ	18m	10.0	7.20
SCRH123-3R3	3.3	100KHZ	27m	9.30	6.00
SCRH123-4R7	4.7	100KHZ	36m	7.30	5.10
SCRH123-6R2	6.2	100KHZ	47m	6.70	4.59
SCRH123-8R2	8.2	100KHZ	56m	5.80	4.13
SCRH123-100	10	100KHZ	67m	5.00	3.50
SCRH123-120	12	100KHZ	73m	4.90	2.97
SCRH123-150	15	100KHZ	94m	4.20	2.67
SCRH123-180	18	100KHZ	104m	3.80	2.40
SCRH123-220	22	100KHZ	120m	3.50	2.16
SCRH123-270	27	100KHZ	131m	3.20	2.00
SCRH123-330	33	100KHZ	176m	3.00	1.80
SCRH123-390	39	100KHZ	215m	2.60	1.62
SCRH123-470	47	100KHZ	268m	2.30	1.50
SCRH123-560	56	100KHZ	285m	2.20	1.35
SCRH123-680	68	100KHZ	354m	1.90	1.28
SCRH123-820	82	100KHZ	422m	1.80	1.22
SCRH123-100	100	100KHZ	480m	1.60	1.10
SCRH123-120	120	100KHZ	620m	1.40	0.99
SCRH123-150	150	100KHZ	812m	1.30	0.85
SCRH123-180	180	100KHZ	918m	1.20	0.76
SCRH123-220	220	100KHZ	1.06	1.00	0.68
SCRH123-270	270	100KHZ	1.30	0.90	0.62
SCRH123-330	330	100KHZ	1.58	0.83	0.56
SCRH123-390	390	100KHZ	1.95	0.80	0.50
SCRH123-470	470	100KHZ	2.30	0.70	0.45



- (1). Inductance tolerance for 1.5uH~8.2uH: $\pm 30\%$, for 10uH~470uH: $\pm 20\%$. Tested at 0.25V, 0ADC and 25°C
- (2). DCR measured at 25°C.
- (3). The DC current at which the inductance decreases by 25% from its initial value.
- (4). The DC current that results in a 40°C temperature rise from 25°C ambient.

Click here for [QUANTITY PER REEL & PACKING INFORMATION](#)

Custom versions available upon request.