

D-SUB

.318" RIGHT ANGLE PCB MOUNT

SPECIFICATIONS

Material:

- Shell:** Steel, tin-plated
- Insulator:** PBT, glass reinforced thermoplastic, rated UL 94V-0
- Insulator color:** Black
- Contacts:** Phosphor Bronze
- Hardware:** Brass, nickel plated

Plating:

5 µin gold on contact area over 50 µin nickel underplate, gold flash or tin lead on solder-tails

Electrical:

- Operation voltage:** 250 VAC max
- Current rating:** 3 Amps max
- Contact resistance:** 20 mΩ max
- Insulation resistance:** 3000 MΩ min @ 1000 VDC between adjacent contacts (75° F and 50% R.H.)
- Dielectric withstanding voltage:** 1000 VAC min rms (sea level)

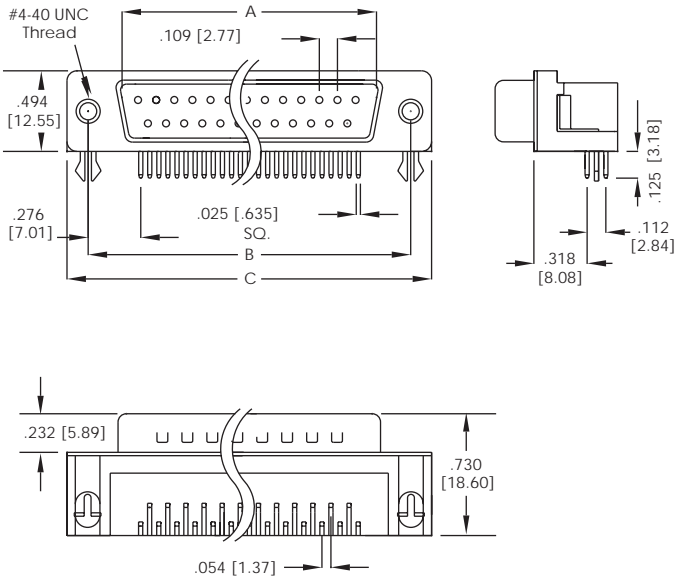


ORDERING INFORMATION

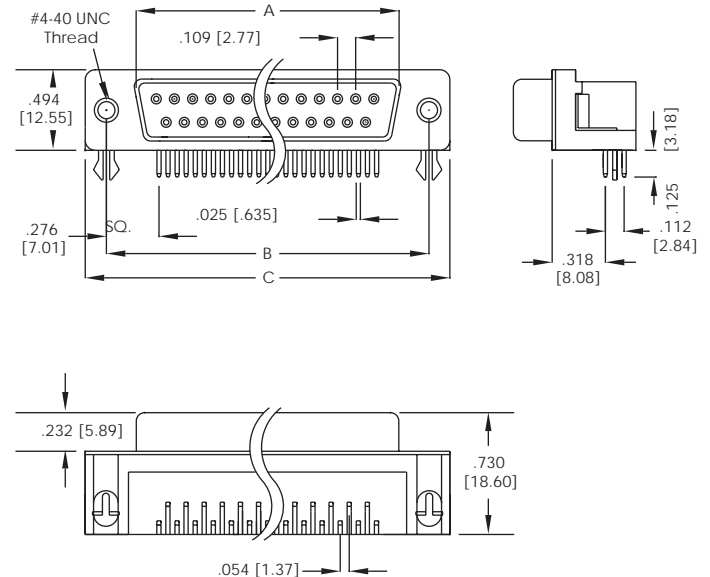
choose one from each category as shown in sample below

DR	25S	
Series	Positions/Gender	Options (add as suffix to part number)
DR - D-Sub Right Angle .318"	Plug: 9P, 15P, 25P, 37P Socket: 9S, 15S, 25S, 37S	F - Fixed Jackscrews J - Removable Jackscrews Installed PF - Press Fit E - Ferrite Filter Attenuation Graph Pg.51

PLUG

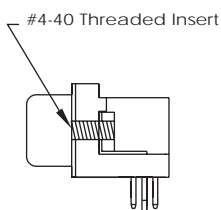


SOCKET

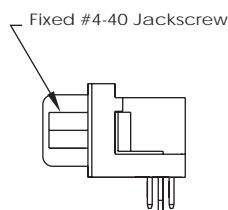


MOUNTING OPTIONS

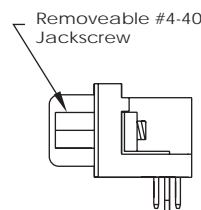
Standard



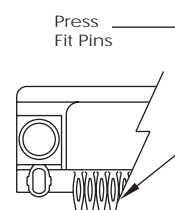
F Option



J Option



PF Option



PRESS FIT OPTION