

# ST-OV2- 12DC/ 24DC/5

Order No.: 2905488


The illustration shows version ST-OV 2- 5 DC/ 24 DC/5



<http://eshop.phoenixcontact.de/phoenix/treeViewClick.do?UID=2905488>

Pluggable power optocoupler, with light indicator and protection circuits in the input and output circuits, input: 12 V DC, output: 3-30 V DC/max. 5 A, can be plugged on basic termination blocks

## Commercial data

GTIN (EAN)	 4 017918 079437
Note	Made-to-order
sales group	G101
Pack	10 pcs.
Customs tariff	85364190
Catalog page information	Page 91 (IF-2005)

## Product notes

WEEE/RoHS-compliant since:  
03/23/2007



<http://www.download.phoenixcontact.com>  
Please note that the data given here has been taken from the online catalog. For comprehensive information and data, please refer to the user documentation. The General Terms and Conditions of Use apply to Internet downloads.

## Technical data

### Input data

Nominal input voltage $U_N$	12 V DC $\pm 20$ %
-----------------------------	--------------------

Switching threshold "0" signal in reference to $U_N$	$\leq 0.4$
Switching threshold "1" signal in reference to $U_N$	$\geq 0.8$
Typical input current at $U_N$	9 mA
Typical response time	50 $\mu$ s
Typical turn-off time	200 $\mu$ s
Status display	Yellow LED
Type of protection	Protection against polarity reversal
	Surge protection
Protective circuit/component	Polarity protection diode
Transmission frequency	300 Hz

#### Output data

Output nominal voltage range	3 V DC ... 30 V DC
Limiting continuous current	5 A (see derating curve)
Peak offstate voltage	30 V DC (Collector-emitter reverse voltage)
Voltage drop at max. limiting continuous current	0.3 V
Output circuit	2-wire, floating
Type of protection	Protection against polarity reversal
	Surge protection
Protective circuit/component	Polarity protection diode

#### General data

Width	14.6 mm
Height	33 mm
Depth	66.5 mm
Test voltage input/output	2.5 kV AC
Ambient temperature (operation)	-20 °C ... 60 °C
Ambient temperature (storage/transport)	-20 °C ... 70 °C
Mounting position	Any
Standards/regulations	IEC 60664
	IEC 60664 A
	DIN VDE 0110

#### Certificates / Approvals



Certification

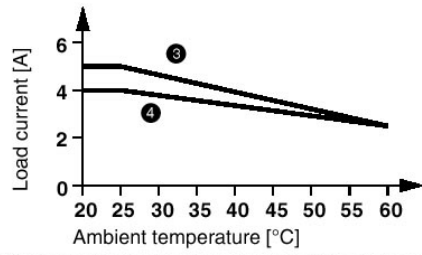
GOST

---

## Diagrams/Drawings

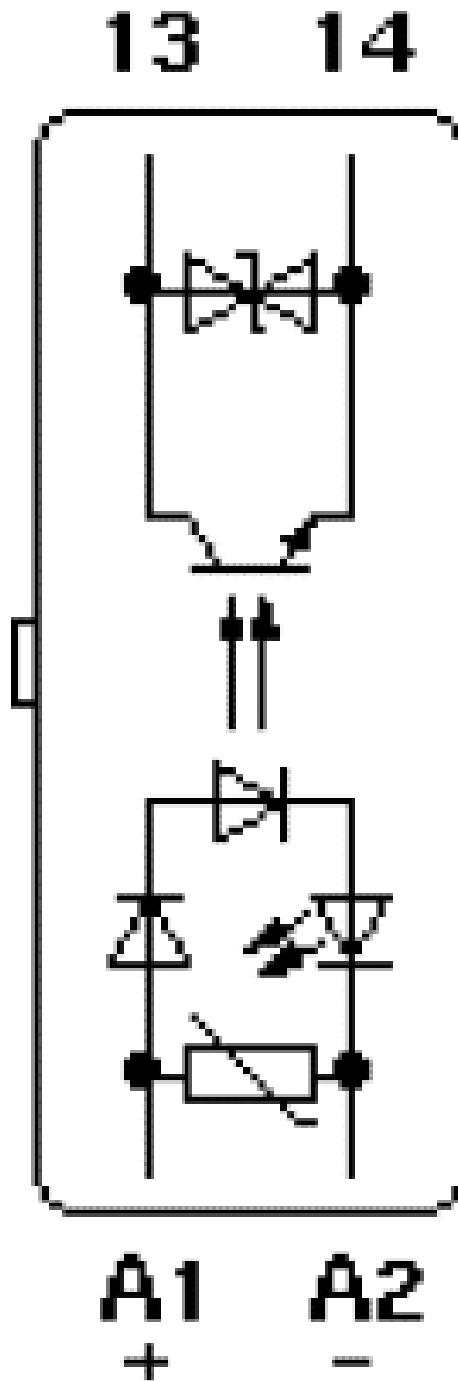
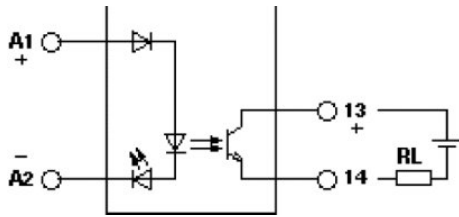
### Diagram

---



- ③ power optocouplers mounted in rows with zero spacing, horizontally, or with spacing of > 10 mm, vertically.
- ④ power optocouplers mounted in rows with zero spacing, vertically.

Circuit diagram



ST-OV2- 12DC/ 24DC/5 Order No.: 2905488

<http://eshop.phoenixcontact.de/phoenix/treeViewClick.do?UID=2905488>

---

**Address**

PHOENIX CONTACT Deutschland GmbH  
Flachmarktstr. 8  
32825 Blomberg, Germany  
Phone +49 5235 3 12000  
Fax +49 5235 3 41200  
<http://www.phoenixcontact.de>



© 2011 Phoenix Contact  
Technical modifications reserved;