

Surface Mount Fuse, 1.6 x 0.8 mm, Super-Quick-Acting FF, 32 VAC, 63 VDC



USF 0603

UL 248-14 · 32 VAC · 63 VDC · Super-Quick-Acting FF



### Description

- UL characteristic
- Low melting I<sup>2</sup>t-values, fast interruption
- Impermeable to potting compound

### Standards

- UL 248-14
- CSA C22.2 no. 248.14

### Approvals

- UL File Number: E41599

### Applications

- Secondary Protection DC and AC
- Circuits without inrush
- Semiconductor protection

### References

[Packaging Details](#)

### Weblinks

[pdf datasheet](#), [html-datasheet](#), [General Product Information](#), [Packaging details](#), [Approvals](#), [CE declaration of conformity](#), [RoHS](#), [CHINA-RoHS](#), [REACH](#), [Distributor-Stock-Check](#), [Detailed request for product](#)

### Technical Data

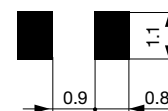
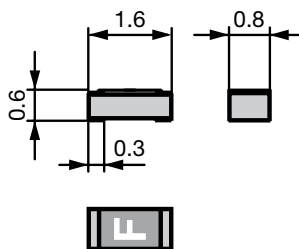
Rated Voltage	32 VAC, 63 VDC
Rated current	0.5 - 5 A
Breaking Capacity	50 A
Characteristic	Super-Quick-Acting FF
Mounting	PCB,SMT
Admissible Ambient Air Temp.	-55 °C to 90 °C
Climatic Category	55/090/21 acc. to IEC 60068-1
Material: Housing	Epoxyd Glass, UL 94V-0
Material: Terminals	general Ni/Sn, for 1A version Ni/Au
Unit Weight	0.0016 g
Storage Conditions	0 °C to 60 °C, max. 70% r.h.
Product Marking	Letter (see variants)

Soldering Methods	Reflow <a href="#">Soldering Profile</a>
Solderability	245 °C / 3 sec acc. to IEC 60068-2-58, Test Td
Resistance to Soldering Heat	260 +0/-5 °C / 30 sec acc. to IPC/JEDEC J-STD-020D, Level 1
Moisture Resistance Test	MIL-STD-202, Method 106E (50 cycles in a temp./mister chamber)
Terminal Strength	MIL-STD-202, Method 211A (Deflection of board 1 mm for 1 minute)
Case Resistance	acc. to EIA/IS-722, Test 4.7 >100 MΩ (between leads and body)
Resistance to Solvents	MIL-STD-202, Method 215A
Flammability	min. UL 94V-1 (acc. to EIA/IS-722, Test 4.12)

Detailed information on product approvals, code requirements, usage instructions and detailed test conditions can be looked up in [General Product Information](#)

### Dimension

H 1.6 mm



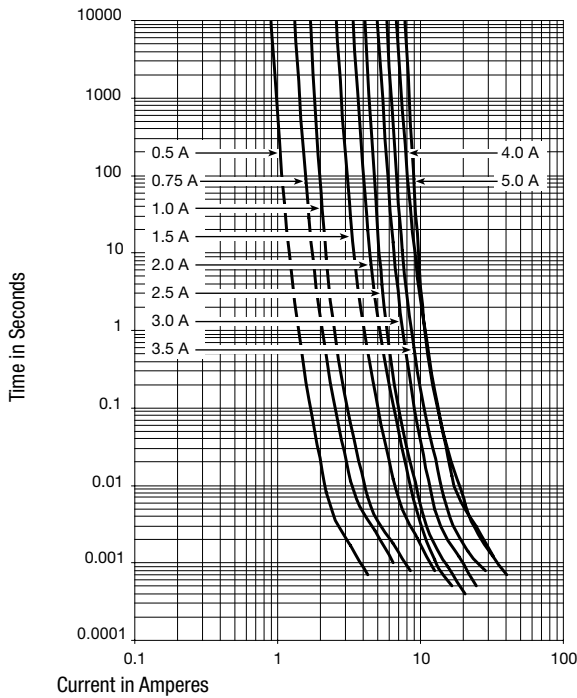
Soldering pads

## Pre-Arcing Time


Rated Current  $I_n$     1.0 x  $I_n$  min.    2.0 x  $I_n$  max.


0.5 A - 5 A	4 h	60 s
-------------	-----	------


## Time-Current-Curves



## All Variants

Rated Current [A]	Rated Voltage [VAC]	Rated Voltage [VDC]	Marking	Breaking Capacity	Voltage Drop 1.0 $I_n$ max. [mV]	Voltage Drop 1.0 $I_n$ typ. [mV]	Cold Resistance typ. [ $m\Omega$ ]	Melting $I^2t$ 8.0 $I_n$ typ. [ $A^2s$ ]		Order Number
0.5	32	63	F	1)	120	101	157	0.02	●	3412.0113.11
0.5	32	63	F	1)	120	101	157	0.02	●	3412.0113.22
0.5	32	63	F	1)	120	101	157	0.02	●	3412.0113.24
0.5	32	63	F	1)	120	101	157	0.02	●	3412.0113.26
0.75	32	63	G	1)	120	100	90	0.04	●	3412.0114.11
0.75	32	63	G	1)	120	100	90	0.04	●	3412.0114.22
0.75	32	63	G	1)	120	100	90	0.04	●	3412.0114.24
0.75	32	63	G	1)	120	100	90	0.04	●	3412.0114.26
1	32	63	H	1)	120	98	75	0.06	●	3412.0115.11
1	32	63	H	1)	120	98	75	0.06	●	3412.0115.22
1	32	63	H	1)	120	98	75	0.06	●	3412.0115.24
1	32	63	H	1)	120	98	75	0.06	●	3412.0115.26
1.5	32	63	K	1)	120	73	44	0.14	●	3412.0117.11
1.5	32	63	K	1)	120	73	44	0.14	●	3412.0117.22
1.5	32	63	K	1)	120	73	44	0.14	●	3412.0117.24
1.5	32	63	K	1)	120	73	44	0.14	●	3412.0117.26
2	32	32	N	1)	120	70	27.5	0.25	●	3412.0119.11
2	32	32	N	1)	120	70	27.5	0.25	●	3412.0119.22
2	32	32	N	1)	120	70	27.5	0.25	●	3412.0119.24
2	32	32	N	1)	120	70	27.5	0.25	●	3412.0119.26
2.5	32	32	O	1)	120	75	23.5	0.4	●	3412.0120.11
2.5	32	32	O	1)	120	75	23.5	0.4	●	3412.0120.22
2.5	32	32	O	1)	120	75	23.5	0.4	●	3412.0120.24

Rated Current [A]	Rated Voltage [VAC]	Rated Voltage [VDC]	Marking	Breaking Capacity	Voltage Drop 1.0 In max. [mV]	Voltage Drop 1.0 In typ. [mV]	Cold Resistance typ. [mΩ]	Melting I <sup>2</sup> t 8.0 In typ. [A <sup>2</sup> s]		Order Number
2.5	32	32	O	1)	120	75	23.5	0.4	●	3412.0120.26
3	32	32	P	1)	120	80	18.6	0.58	●	3412.0121.11
3	32	32	P	1)	120	80	18.6	0.58	●	3412.0121.22
3	32	32	P	1)	120	80	18.6	0.58	●	3412.0121.24
3	32	32	P	1)	120	80	18.6	0.58	●	3412.0121.26
3.5	32	32	R	1)	120	85	16	0.8	●	3412.0122.11
3.5	32	32	R	1)	120	85	16	0.8	●	3412.0122.22
3.5	32	32	R	1)	120	85	16	0.8	●	3412.0122.24
3.5	32	32	R	1)	120	85	16	0.8	●	3412.0122.26
4	32	32	S	1)	120	80	12.5	1.1	●	3412.0123.11
4	32	32	S	1)	120	80	12.5	1.1	●	3412.0123.22
4	32	32	S	1)	120	80	12.5	1.1	●	3412.0123.24
4	32	32	S	1)	120	80	12.5	1.1	●	3412.0123.26
5	32	32	T	1)	120	70	10	1.5	●	3412.0124.11
5	32	32	T	1)	120	70	10	1.5	●	3412.0124.22
5	32	32	T	1)	120	70	10	1.5	●	3412.0124.24
5	32	32	T	1)	120	70	10	1.5	●	3412.0124.26

 Most Popular.

Availability for all products can be searched real-time: <http://www.schurter.com/en/Stock-Check/Stock-Check-SCHURTER>

1) 50 A @ 32 VAC , p.f. ≥ 0.95 / 50 A @ 32 VDC

**Packaging Unit**

- .xx = .11 Blister Tape of 100 pcs. in Plastic Bag
- .xx = .22 Blister Tape 18 cm Reel (1000 pcs.)
- .xx = .24 Blister Tape 18 cm Reel (5000 pcs.)
- .xx = .26 Blister Tape 33 cm Reel (15000 pcs.)